



# Targeted Improvement Plan

## Review Rubric

**District: Exampleville Public School**

### NE Counts --- EXAMPLE

TIP Risk Level

#### TIP Elements Contributing to LEA Determination Risk (points toward risk level)



##### **TIMELY:**

- On-time Submission *(1 point)*

##### **COMPLETE:**



##### **PII**

- Appropriately excluded PII *(1 point)*



##### **GOAL ALIGNED**

- Goal is aligned to selected focus for improvement *(1 point)*



##### **IMPROVEMENT PLAN:**

- Uploaded or provided a working link to Improvement Plan without any information about current school year work *(2 points)*



##### **OUTCOME DATA:**

- Uploaded or provided a working link to outcome data *(1 point)*



##### **IMPLEMENTATION DATA:**

- Did not upload or provide a working link to implementation data *(2 points)*



##### **MEASURABLE GOAL:**

- Goal was neither current nor measurable *(3 points)*



##### **EBP EXPLANATION:**

- Included support for their rating e.g., data used to assess implementation, description of how the team uses data to evaluate progress *(1 point)*



##### **MTSS EXPLANATION:**

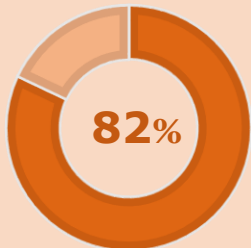
- Did not include support for their rating e.g., data used to assess implementation, description of how the team uses data to evaluate progress *(3 points)*



# Targeted Improvement Plan

## Review Rubric

**District: Exampleville Public School**



**Percentage Complete**

**82%**

**Focus for Improvement:**  
Reading

**Student-Centered Strategy:**  
Positive & Constructive Feedback

### Setting the Goals

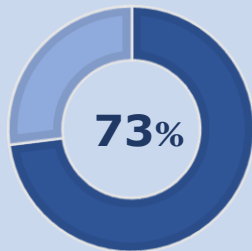
TIP Elements	Elements Included
Goal is aligned to focus of improvement	
Goal is measurable	
Goal describes the desired change	
Goal includes targets for each year	
Goal includes targets that show progress over time	
Goal includes performance data for the most recent completed school year (minimum)	
Included data indicating whether target was met	
If target not met, an explanation was provided	



# Targeted Improvement Plan

## Review Rubric

**District: Exampleville Public School**



**Percentage Complete**

**Plan Connections:**  
 Continuous Improvement Plan/NeMTSS Continuous Improvement Plan; AQuESTT Progress Plan; Title Plan; Other: Connection I

### Creating the Profile

TIP Elements	Elements Included
<b>OVERALL REVIEW</b>	
Upload of improvement plan	
Upload of outcome data	
Upload of implementation/fidelity data	
<b>IF TARGET NOT MET</b>	
Description of at least one strength	
Description of at least one challenge	
Description of leadership support	
Description of fiscal resources	
Description of quality standards/accountability	
Description of TA/PD	
Description of data use	



# Targeted Improvement Plan

## Review Rubric

**District: Exampleville Public School**



**Percentage Complete**

**50%**

**District Staff Support:**  
Coaching; Scaffolding,  
Analyzing and Reflecting

### Planning to Improve

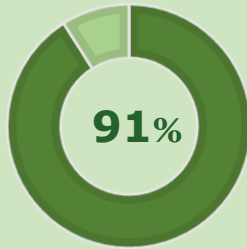
TIP Elements	Elements Included
<b>IF TARGET <u>NOT</u> MET</b>	
Description of implementation data collection (methods, timelines, which personnel routinely collect data)	
Description of outcome data collection (methods, timelines, which personnel routinely collect data)	



# Targeted Improvement Plan

## Review Rubric

**District: Exampleville Public School**



**Percentage Complete**

**91%**

**Level of EB Strategy Implementation:**

3 – Implemented at last half of the time

**Level of MTSS Implementation:**

2 – Rarely implemented

## Implementing the Plan

TIP Elements	Elements Included
<b>OVERALL REVIEW</b>	
Explanation included support for EB strategy implementation rating	
Explanation included support for MTSS implementation rating	
<b>IF TARGET NOT MET</b>	
<b>Description of TA/PD:</b>	
Relevant to focus for improvement/EB strategy selection	
Included people/roles who were trained	
Included information about dates/length of training	
Included opportunities for practicing skills	
Included how staff could get implementation support	
<b>Description of process used to make decisions included:</b>	
Outcome data used/discussed	
Implementation data used/discussed	
Conclusions drawn about progress	
Next steps	
Rationale	
Changes during current year	
Changes planned for next year	