





# Over-the-Road and Transit Bus: Active Assailant Checklist

There are actions you can take to enhance your preparedness and to prevent an active shooter event from occurring.





The following are recommendations for gathering threat intelligence, prevention, protection, and mitigation that an organization may implement to prevent an event from occurring.



## Intelligence and Information Sharing

-  Integrate ISACs and other intermodal /regional entities into security incident reporting to communicate and distribute threat information and analysis across a wider network
-  Encourage private sector organizations with mature reporting and information sharing to facilitate information sharing within the sector
-  Mandate security incident reporting /suspicious activity reporting (SAR)
-  Establish relationships with law enforcement and regional fusion centers

## Prevention

-  Organize, train and deploy Threat Assessment (or Management) Team
-  Establish case management standards for activities, documentation, and assessment of threats
-  Train operators and public-facing employees on expectations and thresholds for SAR and workplace violence reporting as well as how to assess immediate threats and employ de-escalation techniques
-  Conduct risk assessments for stops/routes for a risk register and a route rating system to assess and adjust safety measures

## Protection

-  Evaluate physical security capabilities, notification, and access control
-  Designate safe shelter locations along your route and in your facilities
-  Identify multiple evacuation routes and conduct drills
-  Prepare a go-kit for first responders
-  Install clear notification systems and messaging
-  Create a formal security plan separate from safety plans





# Highway Motor Carrier Bus: Active Assailant Checklist

There are actions you can take to enhance your preparedness and to prevent an active shooter event from occurring.










The following are recommendations for gathering threat intelligence, prevention, protection, and mitigation that an organization may implement to prevent an event from occurring.



## Protection (Front Line Employees)

-  Know your work environment; ballistic protection areas, places to hide, accessible improvised weapons
-  Understand interventions and how to help those with access and functional needs
-  Know location of and how to activate emergency systems (alarms, communications, etc.)
-  Know evacuation techniques and routes (doors, windows, roof hatch)
-  Have an emergency contact list

## Mitigation

-  Conduct periodic route risk assessments and risk mitigation planning
-  Train front line employees and dispatch on risk reduction measures
-  Train workforce on behaviors indicative of a person on pathway to harm themselves or others
-  Train drivers on de-escalation, civil unrest, suspicious activity observation, crisis management, customer service, and operator professionalism
-  Create reporting methods and encourage culture of reporting
-  Establish assessment team capable of investigating reports of concerning behaviors
-  Establish playbook of options to reduce risk and increase overall security (access monitoring, etc.)
-  Invest in duress systems, audio/visual technologies, and communication capabilities to facilitate emergency response on buses
-  Conduct regular drills to build workforce capability (e.g., safe haven, 911 calls, assess/react skills, Stop-the-Bleed, First Aid/CPR, responder coordination, hidden bags, etc.)