



# TITLE I PART C Education of Migratory Children



December 18, 2023

## BULLETIN



**Last bulletin of 2023. Hope you all have a very  
*Merry Christmas and Happy New Year!***



The next bulletin will be posted on January 8, 2024.



**3rd Annual IDRC Data Summit**  
**Wed Mar 20th 2024 8:00am - Thu 21st 4:00pm**  
**SAVE THE DATE!**

Join us for our 3rd annual IDRC Data Summit. This event is focused on providing high quality training and resource for Migrant Education staff across the country. More information will be made available closer to the event.

## Service Provider Professional Development

**Engaging Middle School and High School Students**  
**Presented by Vanessa Gascón-Guarcas, ESU 7**  
**10:00 to 11:00 am Central Time**  
**Friday, January 19, 2024**





From all of us at IDRC- Merry Christmas to all and Happy Holidays!  
We appreciate the chance to work with so many of you across the country. We have a lot of exciting updates coming. Here is a sneak peak of some January 2024 updates that will be shared soon!

- Our new location and information for the Recruiter Invitational in September 2024 will be announced!
- Through IDEA we have a partnership with the AT&T Foundation and Farmworker Justice for some FREE instructional resources and technology for MEP students and their families. We also have a new staff member who will be joining us to help coordinate this project.
- We will have a whole new schedule of monthly trainings available and we have some new National Agriculture Partners that will be announcing!

We also want to recognize the wonderful contributions our migrant families and youth make to our society and we are honored to get a chance to work to try to improve their lives through MEP!





# Title 1C Education Program



Meet Our  
Team



L to R:  
Sara Galvert ~ Director of Migrant Education  
Aida Esmirna Lopez ~ Service Provider & Recruiter  
Kim Pearson ~ Data Coordinator

- Afterschool Program
- Preschool (in-class) & In Home (at home support)
- Parent Engagement Groups/PAC Family Literacy
- Summer School Programs in four school districts covering all 7 countries
- OSY support
- \$2000 donation for support services
- Education Quest for High school juniors and seniors


MEP  
Services

December 14th  
Hayes Center  
PAC Mtg

Upcoming  
Events

The ESU 15 Migrant Education Team enjoying some time 'Out & About' to our districts. It is not just meeting the needs - it's making the connections!


Out & About



Aida Esmirna Lopez delivering much needed backpacks and school supplies



Working with high school students on writing a research report.



Connect with us

[www.esu15.org](http://www.esu15.org)

All of us at iSOSY wish you the merriest season as you celebrate with those you love at year's end.

*Happy holidays*

Did you know our **Student Portal** has a new Holidays feature? Check out the home page each month for a new, interactive student worksheet. (Past months are housed on our **Resources > Holiday** page so no student misses out on the fun and learning.)





IDRC Resources for Connecteam: <https://www.idr-consortium.net/Connecteam.html>

We of course will be using the Nebraska MEP Connecteam account moving forward.

## Get familiar with Connecteam.

### YouTube Connecteam Users Manual



[How to navigate the Connecteam app - click here](#)

[Click here for "Getting started as an Employee" video.](#)

There are many topics available in the Connecteam Help Center.

[Click on the subject below you are interested in learning about.](#)

|  |  |   |
|--|--|---|
| <p><b>About Connecteam</b><br/>Here for the first time? Discover how Connecteam streamlines your business operations.<br/>13 authors • 32 articles</p> | <p><b>Getting Started as a Manager</b><br/>The first things to do as an admin or owners after signing up for Connecteam.<br/>16 authors • 36 articles</p>  | <p><b>Getting Started as an Employee</b><br/>Learn how to use Connecteam as User.<br/>9 authors • 35 articles</p>   |
| <p><b>Your Account &amp; App Settings</b><br/>Customize Connecteam, your settings, &amp; the Kiosk App.<br/>10 authors • 23 articles</p>               | <p><b>Add Users, Admins, &amp; Smart...</b><br/>How to add Users &amp; Admins, Set Permissions, and Create Smart Groups.<br/>10 authors • 32 articles</p>  | <p><b>Time Tracking &amp; Scheduling</b><br/>Easily track and manage your staff's work hours and shifts.<br/>12 authors • 96 articles</p>                       |
| <p><b>The Operations Hub</b><br/>Learn all about our Time Clock, Job Scheduler, Forms, and Quick Tasks features.<br/>13 authors • 44 articles</p>      | <p><b>The Communication Hub</b><br/>Learn all about our Chat, Updates, Knowledge Center, Surveys, Directory and Events...<br/>10 authors • 34 articles</p> | <p><b>The HR &amp; Skills Hub</b><br/>Learn all about our Documents, Recognition, Courses, Rewards, Quizzes, Timeline features.<br/>5 authors • 44 articles</p> |
| <p><b>FAQ and Troubleshooting</b><br/>A curated list of the most FAQ from Connecteam's customers.</p>  | <p><b>Webinars &amp; Video Library</b><br/>Keep Up to Date with all of our most recent webinars.</p>   | <p><b>Business Best Practices</b><br/>Resources from us to you on running your business in the most efficient way.</p>  |



# TITLE I PART C Education of Migratory Children



December 11, 2023

## BULLETIN



For those taking a Christmas holiday break enjoy  
and we will see you next year!

*Merry Christmas &  
Happy New Year*

### McKinney-Vento Homeless Assistance Act

The McKinney-Vento Homeless Assistance Act is the primary piece of federal legislation dealing with the education of children and youth experiencing homelessness. The Act was originally authorized in 1987 and most recently was reauthorized in 2015 as Title VII, Part B of the Every Student Succeeds Act.

**McKinney Vento  
Contact information (State)**  
Ann Carmoney | 402-525-7109  
ann.carmoney@nebraska.gov

#### McKinney-Vento 101: Understanding and Implementing the Law in Nebraska



[Click here to watch the video](#)



**3rd Annual IDRC Data Summit**  
**Wed Mar 20th 2024 8:00am - Thu 21st 4:00pm**

**SAVE THE DATE!**

Join us for our 3rd annual IDRC Data Summit. This event is focused on providing high quality training and resource for Migrant Education staff across the country. More information will be made available closer to the event.

# Migrant Education Program



# ESU #1



## Meet the Team

Heather Hackett- Program Coordinator

Lina Sierra-Rios- Recruiter

Lucy Padilla- Data Specialist

Tatiana Figueroa- Service Provider

Elba Olvera- Service Provider

Blanca Nuno- Service Provider

## About Us:

- Serving Students in 17 School Districts
- Serving 422 students in 198 families
- 94 PFS Students
- 124 At Risk
- Languages
  - Spanish
  - English
  - Oromo
  - Quiche
  - Chuukese
  - French
  - Arabic
- Represented by Blanca Alvidrez and Isabel Garza on State PAC

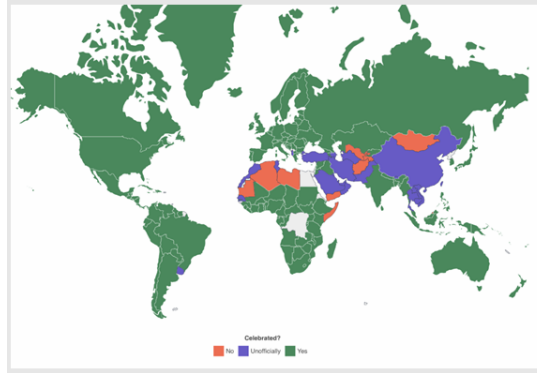
## The Work We Do

We...

- are delivering in-home instruction or tutoring to pre-k, school aged, and OSY
- are providing learning kits to each family to build on literacy, math, and science at home
- are providing support services to our families (most often interpretation and translation services)
- currently provide Summer programming to students in Wayne, Wakefield, and Emerson Nebraska.
- have recruited 97 students since August
- will put on six FACE events during the regular term and two during the Summer Term



December is a month that includes different cultural and religious holidays celebrated around the world. Many of these December holidays are celebrated in some capacity by nearly every country and include non-religious traditions such as gift-giving, decorations, gathering with loved ones, and a general sentiment of peace and good will. Celebrations vary greatly around the world. Click on the map below to access a [site](#) that allows you to hover over the map to see how different countries celebrate the Christmas holiday.



This time of celebration can also lead to stress when families are buying gifts and trying to juggle finances. In iSOSY's **Math for Living**, you will find lessons on advertisements and specials, comparing prices and finding the best buy, creating and using a budget, using layaway, and exploring sales, discounts, and rebates. Finanza has **lessons on budgeting and credit cards**, and English for Daily Life has a lesson on **Shopping**.




**Bill of Rights Day** is observed on December 15 in the United States. It is an important day to celebrate America's Constitution and the framework of society that provides basic rights and freedoms to society. Bill of Rights Day commemorates the ratification of the first 10 amendments to the U.S. Constitution. They include notions like freedom of speech, freedom of religion, freedom of the press, the right to protest, and equal protection under the law. The Bill of Rights is featured in a display in The Rotunda of the National Archives Building in Washington, D.C., which provides teaching and learning resources like videos, primary sources, and posters to teach about the Bill of Rights. You can use iSOSY's **My Basic Rights/Mis Derechos Básicos** to help increase the knowledge of migratory farmworkers regarding basic legal rights in the United States.

### National Handwashing Awareness Week is December 5-11

**Fun Fact:** A typical human sneeze exits the body at about 200 miles per hour and emits around 40,000 droplets into the air. Personal hygiene begins and ends with our hands. Clean hands prevent sickness, so it is important to learn the basics about hand hygiene. The Centers for Disease Control and Prevention suggests five easy steps: wet, lather, scrub, rinse, dry.

Parents play an important role in teaching children to wash their hands. Find ways to make it fun, like making up a handwashing song or turning it into a game. The CDC's **health promotion materials** encourage kids and adults to make handwashing part of their everyday lives.

The iSOSY lessons about washing your hands include **Lesson 2 of For Your Health** and the **Handwashing STAT Lesson**.





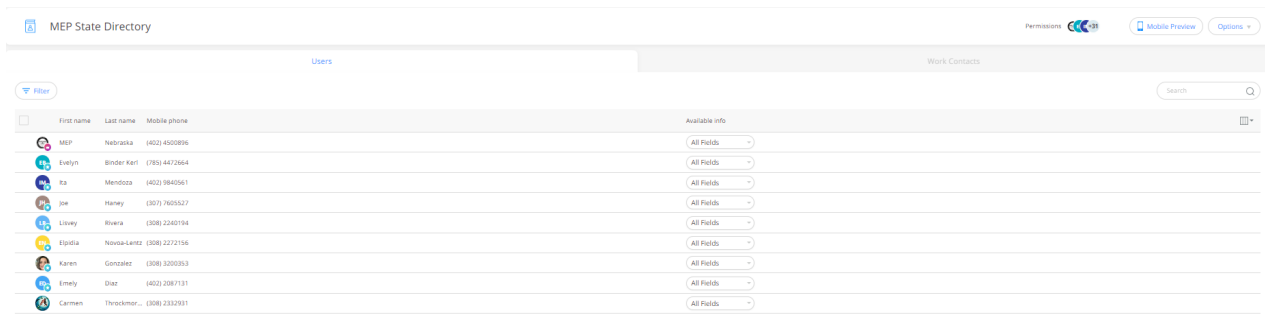


IDRC Resources for Connecteam: <https://www.idr-consortium.net/Connecteam.html>

The following clips are from the training presentation from IDRC. We of course will be using the Nebraska MEP Connecteam account moving forward.

## State Directory Asset

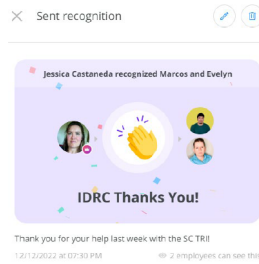
You can find other team members through the State Directory Asset. Just use the search bar to the left of the page. You can search by name, project or position by clicking on the title (top row). Connecteam sorts the field you selected.



## Recognitions and Celebrations Assets

### RECOGNITIONS

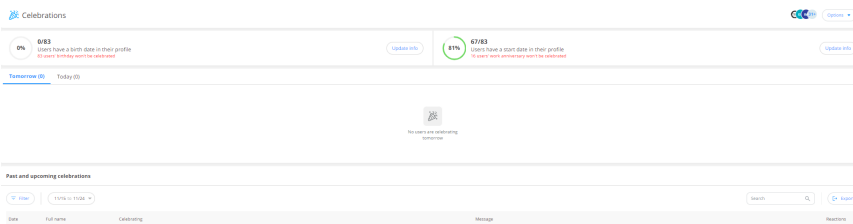
There are different ways to recognize employees who go above and beyond. The approach that's right for you depends on your company culture and your management style.



12/07/2022 at 03:20 PM 1 employees can see this

No comments to display

### CELEBRATIONS



You've decided to have fun together and mark some special occasions as a workplace. How can you make your events stand out? Use the asset Celebrations to get started.

**Beginner Training for Connecteam Admins click here.**

**Advanced Training for Connecteam Admins click here.**



# TITLE I PART C Education of Migratory Children



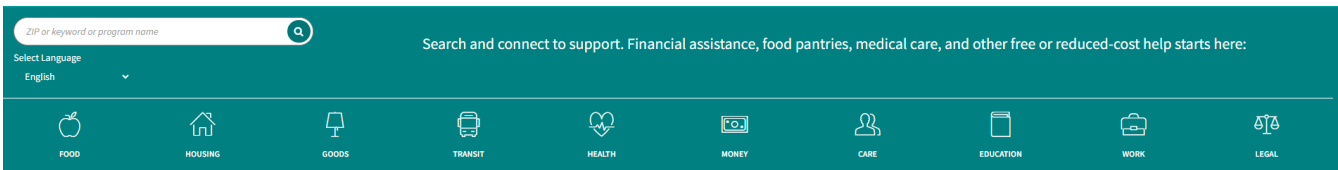
December 4, 2023

**BULLETIN**



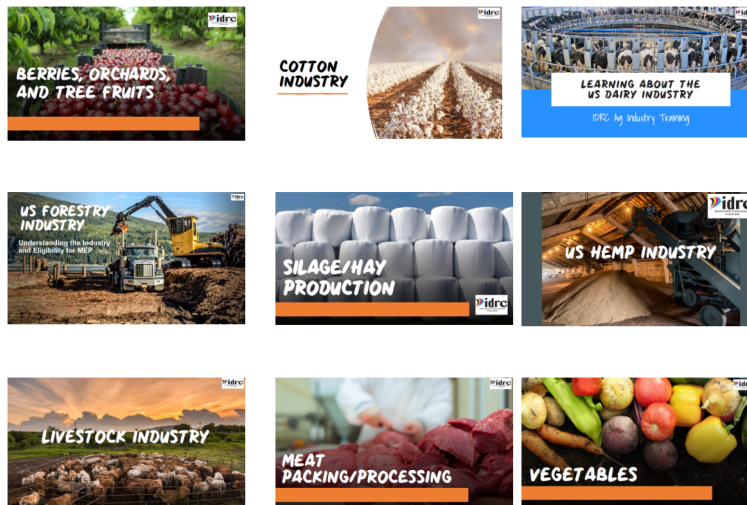
## Findhelp

If you have not yet tried [www.findhelp.org](http://www.findhelp.org) you need to today! All migrant families and youth should know about this resource. Find free or reduced-cost resources like food, housing, financial assistance, health care and more.



## Ag Industry Profiles

Access the [training resources](#) to learn more about US agriculture and what jobs qualify in different industries. New industries are be added, so check back often.



Now Hiring! Title IC Migrant Education Program Identification & Recruitment (ID&R) Coordinator

NEWS AND ANNOUNCEMENTS

Comments Off

Educational Service Unit 9, Hastings, NE, is seeking a dynamic individual to create and revise training materials for Identification and Recruitment, as well as provide in-field training for recruiters. The ID&R Coordinator will work closely with local school districts, other educational agencies, migrant families and Agri-business employers in NE and nationally. The Coordinator will also oversee recruitment across the state.

## Yoga Agrisafe

Women's Health Resources ([click here for more information](#))

Women have significant exposure to agricultural work and therefore related health and safety risks from farm exposures. Leading occupational health hazards include acute injuries, pesticide exposures, agricultural dust exposures, zoonotic infections, negative behavioral health, and risk of adverse pregnancy outcomes and perinatal illness. Gender-based risks are related to key differences in size and stature that lead to increased physical strain and low maximal oxygen uptake.




**\*Spine \*Shoulders**  
Sit with one leg straight and one knee bent. Wrap opposite arm around bent knee and use free arm to support spine by placing it on the ground, behind you. Move in and out of the twist a few times, at first. Exhaling to twist, inhaling to untwist.



**\*Shoulders \*Upper Back**  
Cross arms at elbows, bring backs of hands together. If shoulders are flexible enough, you may be able to wrap arms around so palms of hands can come together. Experiment with lifting elbows and moving hands away from face to deepen stretch between shoulder blades.



**\*Hips \*Knees \*Back \*Shoulders \*Neck**  
Knees can be wider or closer together. Ease in and out of pose to warm up hips and knees. Head can relax onto ground or onto hands. Arms can be wherever is most comfortable.



**\*Triceps \*Shoulders**  
Lift one arm straight up, then bend elbow so hand comes behind the head, grab the elbow with other hand and gently increase stretch to comfort level.



**\*Shoulders \*Back \*Backs of legs**  
Start standing close, with hands on bin or wall or table. Slowly walk backwards, leaving hands out in front of you. Keep leaning chest toward ground until you feel a comfortable stretch in the shoulders and backs of legs.



**\*Side of body \*Spine**  
Legs can be flat on ground or one leg can cross over the top of other. Lift outside arm and stretch toward foot or wall. Come in and out of stretch a few times.



**\*Hips \*Hip Flexors \*Calves \*Heels \*Feet**  
Make sure front knee stays directly over ankle (should be able to see toes). Back heel stays lifted. Use a garden tool to help with balance or practice next to a chair or wall for support.



**\*Shoulders \*Pectorals \*Upper back**  
Arms can be as wide as is comfortable. Lift tool above head, then slightly back. Elbows can bend, stop and breathe where it feels good, can eventually deepen stretch or twist, as shoulders feel ready. Pull front ribs back toward spine to support low back.



# YOGA AGRISAFE

## INICIO DE LAS INSTRUCCIONES BÁSICAS

Al probar estas poses, nada debería doler. Si hay un dolor nuevo o agudo, cambie o detenga la posición. Cuando se sienta listo, lentamente vuelva a la pose y pare cuando se siente seguro y "bien". Respire profundamente en cada pose, preste atención a la inhalación completa y exhalación completa. Mantenga siempre una pequeña curva en sus rodillas, nunca las haga hacia atrás cuando las piernas estén rectas. \* Cada cuerpo se sentirá diferente en cada pose. Escuche a SU cuerpo.



Protecting the People Who Feed the World

[www.agrisafe.org](http://www.agrisafe.org)

**\*Columna vertebral**  
**\*Hombros**  
Siéntese con una pierna recta y una rodilla doblada. Con el brazo opuesto abrace a la rodilla doblada y coloque el brazo libre en el piso detrás de la columna como soporte. Trate de girar unas cuantas veces, primero. Exhale al girar e inhale al regresar.




TORSIÓN

**\*Hombros** **\*Parte superior de la espalda**  
Cruce los brazos a la altura de los codos, traiga el dorso de las manos juntas. Si los hombros son lo suficientemente flexibles, es posible que pueda agarrarse de las manos. Intente levantando los codos y moviendo las manos lejos de la cara para profundizar el estiramiento entre los omóplatos.




POSTURA DE ÁGUILA CON LOS BRAZOS

**\*Caderas** **\*Rodillas**  
**\*Espalda** **\*Hombros**  
**\*Cuello**  
Las rodillas pueden estar separadas o juntas. Suba y baje el torso para calentar las caderas y rodillas. La cabeza puede relajarse en el suelo o en las manos. Los brazos pueden estar donde se sienta más cómodo.



POSTURA DE NIÑO CON CODOS DOBLADOS

**\*Tríceps** **\*Hombros**  
Levante un brazo recto hacia arriba, luego doble el codo de manera que la mano quede detrás de la cabeza, sujete el codo con la otra mano y poco a poco aumente el estiramiento, siempre sintiéndose cómodo.



CARA DE VACA

**\*Hombros** **\*Espalda**  
**\*Dorso de piernas**  
Empiece apoyándose con las manos de un cilindro, una pared o una mesa. Lentamente camine hacia atrás, dejando las manos en frente de usted. Incline el pecho hacia el suelo hasta que sienta un estiramiento cómodo en los hombros y parte trasera de las piernas.




PERRO BOCA PARA ABAJO

**\*Lado del cuerpo**  
**\*Columna vertebral**  
Las piernas pueden estar en el suelo o una pierna puede estar cruzada en frente de la otra. Levante el brazo y estire hacia alguna herramienta o una pared. Estire unas cuantas veces.



INCLINACIÓN HACIA LOS LADOS

**\*Caderas** **\*Flexores de cadera** **\*Pantorrillas**  
**\*Talones** **\*Pies**  
Asegúrese de que la rodilla delantera quede directamente sobre tobillo (debería poder ver los dedos de los pies). El tobillo de atrás permanece un poco levantado. Use una herramienta de jardinería para ayudarse con el equilibrio o practique junto a una silla o pared para poder apoyarse.



LUNGE DE PIE

**\*Hombros** **\*Pectorales**  
**\*Espalda alta**  
Los brazos pueden abrirse hasta donde se sienta cómodo. Levante la herramienta por encima de la cabeza y suavemente incline para atrás. Los codos se pueden doblar, pare y respire cuando se sienta cómodo. Eventualmente puede estirar con más fuerza o girar, siempre que los hombros se sientan listos. Jale las costillas delanteras hacia la columna vertebral para apoyar la espalda baja.



ESTIRAMIENTO DE HOMBROS CON UNA PALA

**RENUNCIA DE RESPONSABILIDAD.** Pueden ocurrir lesiones de todo tipo al realizar algún ejercicio, acondicionamiento físico o programas de entrenamiento, por lo tanto, AgriSafe recomienda encarecidamente que obtenga un examen físico completo por un médico profesional autorizado ANTES de realizar cualquier ejercicio que se muestra en esta guía. Usted asume completamente el riesgo de cualquier lesión.



El financiamiento de este proyecto es proporcionado por el Centro de los estados centrales para la seguridad agrícola y salud, NIOSH AFF Grant U54OH010162.



# Smith Diversity Scholarship

## Up to \$25,000 for Nebraska Grads

Lutheran Family Services is proud to offer a scholarship program for graduating high school students from underrepresented families facing financial barriers to higher education.

The **Coyner & Donna Smith Diversity Scholarship** begins accepting applications for 2023-2024 seniors on October 2, 2023.

- No fee to apply.
- No SAT or ACT requirement.
- No minimum GPA requirement.
- Renewable if criteria is met.
- Can be used at any college or trade school for any major.

## AWARDING

**\$25,000**  
Scholarships  
for 4-year college/university

**\$12,500**  
Scholarships  
for 2-year trade school

## Eligibility:

- **Must live in and be graduating from a Nebraska high school.**
- **Annual household income is less than \$65,000.**
- **Students of marginalized racial and ethnic groups encouraged to apply.**

## Application Deadline

January 28, 2024

**For more information,**

visit [www.OneLFS.org/sds](http://www.OneLFS.org/sds) or contact **Elizabeth Eggers**, Scholarship and Annual Giving Specialist at [elizabeth.eggers@OneLFS.org](mailto:elizabeth.eggers@OneLFS.org) or (402) 978-5623



IDRC Resources for Connecteam: <https://www.idr-consortium.net/Connecteam.html>

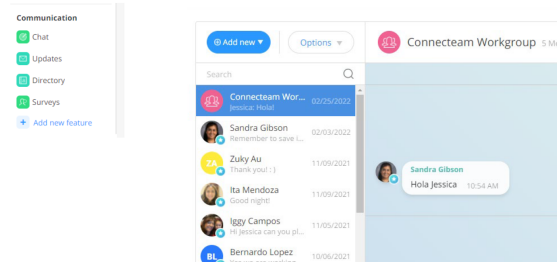
The following clips are from the training presentation from IDRC. We of course will be using the Nebraska MEP Connecteam account moving forward.



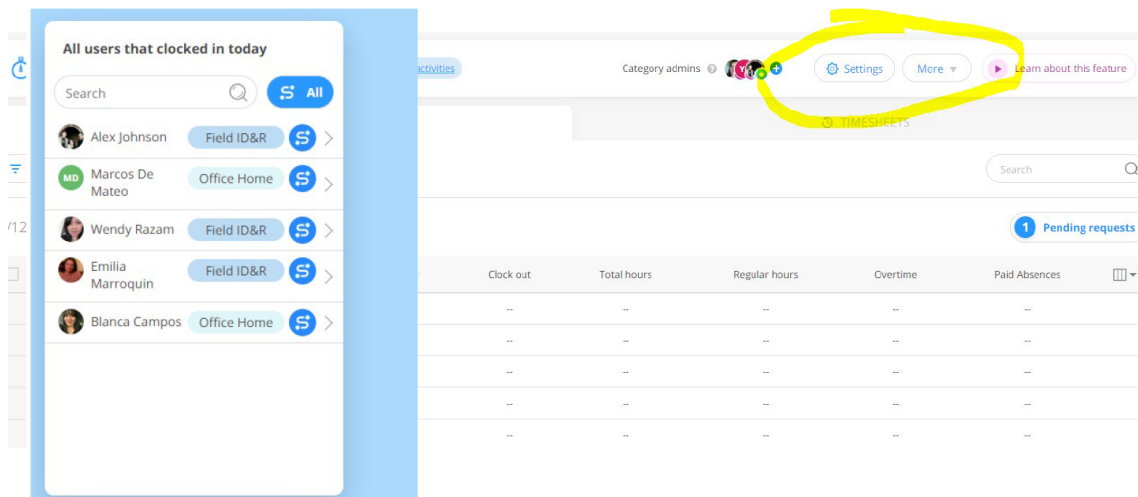
## CHAT AND UPDATE FUNCTIONS

There are many assets included in Connecteam. You can communicate with one user or an entire Smart Group or project using the Chat asset.

[Click here to watch Chat Asset video](#)



## EMPLOYEE TIME CLOCK



The Time Clock Asset can be useful for tracking employees time on a specific project. Let me know if you need permissions to the time clock asset. I can help you set up that asset for your project.

[Click here to watch Time Clock Asset video](#)

**Reminder:** When naming forms you create for your Project start with ESU9 or Lincoln project name to start your form, Service Log or Recruiter Log form name and 12.4.23 creation date if applicable. It makes it easier to find. **Example: ESU9 Service Log (12.4.23)**

[Watch the how to create forms video click here.](#)

Please remember that if you would like to submit a proposal to present at the National Migrant Education Conference, you must first submit and receive approval from:

**Benjamin Zink @ [benjamin.zink@nebraska.gov](mailto:benjamin.zink@nebraska.gov)**

## 2024 NATIONAL MIGRANT EDUCATION CONFERENCE WORKSHOP PROPOSALS



**The clock is ticking!** There is only a brief period now to submit a proposal for the National Migrant Education Conference! This year, NASDME has an earlier deadline than in prior years to submit workshop proposals. All submissions have to be completed by early December!

Join 1,500 of your colleagues in the beautiful City of Roses. Showcase the models of success in your program! Share new ideas you have developed. What are your summer programs like? What are you doing for parent involvement? How are you using technology? How are you integrating ESL in your program?

We encourage all of you to submit a workshop proposal now for the 2024 National Migrant Education Conference in Portland, Oregon April 21 to April 24.

We plan on 175 workshops at the Conference, so we welcome any and all proposals to present!

Please remember that if your position is funded by Title I, Part C Migrant Education Program funds or your travel is funded by the MEP, you must get your State MEP Director to approve your proposal prior to submitting it to NASDME.

Proposals are due no later than **Friday, December 8, 2023**. This deadline will come up quickly, especially with the Thanksgiving holiday between now and then. We do encourage you to submit your proposals early, before that date. We will make a strong effort to review proposals submitted early, as they arrive.

Please note that even if you have established an email and password for workshop proposals for prior conferences, the system did not retain that information and you will need to re-establish an email and password for this year. (It can be the same as the one you have used in the past. You just have to re-enter the information as if you never have done that before.)

**Help make this Conference the best we have ever had!**



This is how you get started: **[Submit Workshop Proposal](#)**