

# **School Safety Collaboration: After school activities**

**September 22, 2023**

**Lincoln Public Schools**



**Does 5:00<sup>PM</sup> look like 10:00<sup>AM</sup>**



**Kyle Poore**  
**Security Coordinator**  
**kpoore2@lps.org 402-436-1517**

**Nola Derby-Bennett**  
**CLC Director**  
**nbennett@lps.org 402-436-1964**

Objectives today...

- Scenarios
- Where were we (successes/challenges)
- What have we done?
- What do we hope to do moving forward?



**Does 5:00<sup>PM</sup> look like 10:00<sup>AM</sup>**




**Let's get to know each other....**




# Scenario #1

You are on the playground and a person keeps walking by stopping and looking at the students playing. He never stops for more than a few seconds, but he has been doing this for the last 5 minutes. What would you do?


Considerations: How many people know? What time of the day is it? What resources are available? What SRP action would we take, if any?




**HOLD!**




**SECURE**



**LOCKDOWN**



**EVACUATE**



**SHELTER**

# NDE Requirements for Safety in Afterschool

OPERATIONS AND PROCEDURES/SAFETY				
Compliance Requirements	Evidence	Grantee Response	NDE Response	
		Evidence Provided	Compliance Status (check one)	Comments
17. The grantee conducts all required afterschool fire/safety drills. <i>ESSA Sec 4204(b)(2)(A)(i); Nebraska 21st CCLC Survival Guide</i>	Schedule of drills Written policy/procedures Staff handbook		<input type="checkbox"/> Compliant <input type="checkbox"/> Minimally compliant <input type="checkbox"/> Out of Compliance <input type="checkbox"/> Not Applicable	
18. Site(s) has a functioning phone answered by staff during all program hours and the number is provided to all parents/caregivers. <i>Nebraska 21st CCLC Survival Guide</i>	Program handbook Program website Registration materials		<input type="checkbox"/> Compliant <input type="checkbox"/> Minimally compliant <input type="checkbox"/> Out of Compliance <input type="checkbox"/> Not Applicable	




Does 5:00<sup>PM</sup> look like 10:00<sup>AM</sup>



# Where were we?

## Successes:

- Consistency
- Check-in/check-out
- Standard Response Protocols (SRP)
- Common safety practices
- Training staff
- CLC is part of LPS
- Security expectations in MOU
  - *LPS will provide training of Standard Response Protocols and ongoing assessment of building safety, and will provide recommendations as appropriate.*



Lincoln Public Schools

**SECURITY DEPARTMENT**



LINCOLN  
**COMMUNITY  
LEARNING CENTERS**

## Challenges:

- Communication
- CLC v Non-CLC
- Access
- Consistency school to school
- LPS + Community agencies
- Keep CLC in forefront during incidents




Does 5:00<sup>PM</sup> look like 10:00<sup>AM</sup>




# Scenario #2

It is December 5th at 4:30, when you suddenly smell a strong gas smell in the building. After you evacuate the building, it is determined you are not going to be able to return to the building that day.

Considerations: What resources are available? What SRP action would we take, if any? Who do you need to contact?




**HOLD!**




**SECURE**



**LOCKDOWN**



**EVACUATE**



**SHELTER**

# What have we done?

## What have we done?

- SRP Trained - Videos
- LPS controlled access
- Constant communication CLC and Security
- Radios
- LPS Security trainings
- CLC Tour - common themes
- Safety meetings with lead agency reps



[lps.org/security](https://lps.org/security)



Home About Us Contact Us Staff Parents

Search, Keyword

# Security


Home Threat Assessment Gang-related Items Standard Response Protocols Questions & Answers

## Security and Safety at Lincoln Public Schools


Student safety continues to be our school district's top priority and we have many procedures and systems in place. Many of the systems have been in place for decades, however, we also continue to review and improve them each year. Our system of safety measures includes but is not limited to:

### Contact


Joseph Wright  
Director of Security  
[jwright@lps.org](mailto:jwright@lps.org)  
402-436-1641




**HOLD!**




**SECURE**



**LOCKDOWN**



**EVACUATE**



**SHELTER**

## Security


[Home](#) [Threat Assessment](#) [Gang-related Items](#) [Standard Response Protocols](#) [Questions and Answers](#)

### Security and Safety at Lincoln Public Schools


Student safety continues to be our school district's top priority and we have many procedures and systems in place. Many of the systems have been in place for decades, however, we also continue to review and improve them each year. Our system of safety measures includes but is not limited to:

### Contact


**Joseph Wright**  
Director of Security  
[jwright@lps.org](mailto:jwright@lps.org)  
402-436-1641




**HOLD!**




**SECURE**



**LOCKDOWN**



**EVACUAT**



**SHELTER**

# lps.org/security



[About](#) [Schools](#) [Departments](#) [News](#) [Parents](#)

Search, Keyword

## Security


[Home](#) [Threat Assessment](#) [Gang-related Items](#) [Standard Response Protocols](#) [Questions and Answers](#)

### Security and Safety at Lincoln Public Schools


Student safety continues to be our school district's top priority and we have many procedures and systems in place. Many of the systems have been in place for decades, however, we also continue to review and improve them each year. Our system of safety measures includes but is not limited to:

### Contact

Joseph Wright  
Director of Security  
[jwright@lps.org](mailto:jwright@lps.org)  
402-436-1641




**HOLD!**




**SECURE**



**LOCKDOWN**



**EVACUATE**



**SHELTER**

# Standard Response Protocols (SRP)

## School Safety

A critical ingredient in the safe school is the uniform classroom response to any incident. Whether fires, accidents, intruders and other threats to student safety, drills are planned and trained for by school and district personnel and staff. Historically, schools have taken this scenario-based approach to respond to hazards and threats. It's not uncommon to find a binder or a leaf of papers or even a tabbed binder in a teacher's desk that details a list of things that might happen and the specific response to each event.

## SRP is Active

The Standard Response Protocol is not just a set of words but on the response 1 vocabulary but also a set of actions. There are five specific "Secure", "Lockdown", "Shelter in Place", "Evacuate", and "Run", these, the action is a "Secure. Get Inside. Lockdown. Stay Put. Run."

Learn more about the

## Standard Response Protocol Materials

### Videos

- Master
- Families

### Elementary

- Overview
- Shelter

### Posters

- SRP Poster
- SRP Poster 11x17
- SRP Poster—Arabic
- SRP Poster—Arabic 11x17
- SRP Poster—Karen
- SRP Poster—Karen 11x17
- SRP Poster—Russian



# Standard Response Protocols (SRP)

## School Safety

A critical ingredient in the safe school recipe is the uniform classroom response to any incident. Weather events, fires, accidents, intruders and other threats to student safety are scenarios that are planned and trained for by school and district administration and staff. Historically, schools have taken this scenario-based approach to respond to hazards and threats. It's not uncommon to find a stapled sheaf of papers or even a tabbed binder in a teacher's desk that describes a variety of things that might happen and the specific response to each event.

## SRP is Active

The Standard Response Protocol is not just a set of words but on the response 1 vocabulary but also a there are five specific "Secure", "Lockdown", these, the action is ar "Secure. Get Inside. L  
Learn more about the

## Standard Response Protocol Materials

### Videos

- Master
- Families

### Elementary

- Overview
- Shelter

### Posters

- SRP Poster
- SRP Poster 11x17
- SRP Poster—Arabic
- SRP Poster—Arabic 11x17
- SRP Poster—Karen
- SRP Poster—Karen 11x17
- SRP Poster—Russian



# Secure Video

## PUBLIC ADDRESS

Action and Directive are Repeated

**SECURE!**

Get inside. Lock outside doors.

**SECURE!**

Get inside. Lock outside doors.



Lincoln Public Schools

**SECURITY DEPARTMENT**



LINCOLN

**COMMUNITY  
LEARNING CENTERS**




Does 5:00<sup>PM</sup> look like 10:00<sup>AM</sup>




# Scenario #3

You are in club and you hear two students talking about a student who said they brought a gun to school today. They never saw the gun, but said “this is a kid they think would bring one”. They are are NOT part of your after school program.

Considerations: How many people know? What time of the day is it? What resources are available? What SRP action would we take, if any?




**HOLD!**




**SECURE**



**LOCKDOWN**



**EVACUATE**





**SHELTER**

# Scenario #3

You are in club and you hear two students talking about a student who said they brought a gun to school today. They never saw the gun, but said “this is a kid they think would bring one”. They are NOT part of your after school program.

What if the student who “had the gun” had threatened to “get” one of the kids talking about this in club?





# What's next?

## Next:

- Regular lead agency safety meetings
- Building Safety Team
- CLC tour - what's new
- Consistency between Non-CLC and CLC schools
- LPD communicate with CLCs (Dispatch emergency contacts)
- Monthly safety notifications (Drills, Alternate Drills, Tabletop Exercises, Teach/ReTeach)

**Kyle Poore**  
**Security Coordinator**  
**kpoore2@lps.org 402-436-1517**

**Nola Derby-Bennett**  
**CLC Director**  
**nbennett@lps.org 402-436-1964**

Questions?



Does 5:00<sup>PM</sup> look like 10:00<sup>AM</sup>

