


HOW TO MAKE A ZINE

1. FOLD IN HALF





2. FOLD IN HALF (AGAIN)



3. FOLD IN HALF (AGAIN)

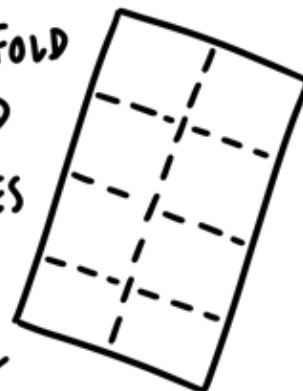


6. UNFOLDED, IT SHOULD LOOK LIKE THIS

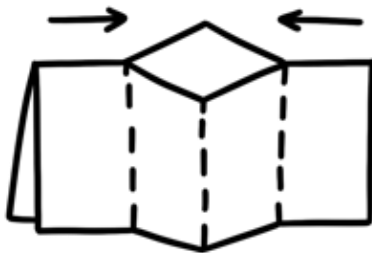


5. FOLD IN HALF + CUT THE CENTRE


4. UNFOLD TO FIND 8 PAGES



7. FOLD IN HALF AND PUSH TOGETHER



8. NUMBER YOUR PAGES IN THE RIGHT ORDER + ROTATION



RATHER WATCH A VIDEO?

www.youtube.com/watch?v=lxqr9e3wCxI

