



PERKINS TECHNICAL ASSISTANCE MEETING

FALL 2021

OVERVIEW



WELCOME &
INTRODUCTIONS



PERKINS UPDATES
& REMINDERS



DATA REPORTING
&
ACCOUNTABILITY



REVISION REFRESH



TECHNICAL
ASSISTANCE
NEEDS



CONNECT WITH
YOUR PERKINS
MONITOR



WELCOME & INTRODUCTIONS

KATIE GRAHAM & SYDNEY KOBZA

WELCOME TO THE TEAM!



Stacie Turnbull, Ph.D.
Agriculture, Food, and
Natural Resources



Tracy Way
Human Sciences &
Education



Jami Foster
Health Sciences



Lexi Neemann
Data, Research &
Evaluation



Derek Cox
Educators Rising



Dalya Al Akam
Office Associate



Heather Norberg
Office Associate



Judy Thiem
Office Associate



PERKINS UPDATES & REMINDERS

TERI SLOUP, SYDNEY KOBZA, & KATIE GRAHAM

DATES & DEADLINES

Automated GMS email announcements are sent to all districts; however, they do not always reference the Perkins grant deadlines. Please refer to the Perkins Administrator's website for the most current deadlines www.education.ne.gov/nce/perkins-administration/


Date	Activity
May 1	Amendments to the current grant are due to NDE
June 15	Secondary Accountability data is due to NDE (districts are obligated to submit this data. Consortia are not responsible for missing or incomplete data.)
July 1	Grant Award Notifications are available for 1/4 the amount of the allocation.
October 1	Remaining 3/4 of the grant award is available and generated in GMS
October 15	Postsecondary Accountability Data is due to NDE

ACCOUNTING REMINDERS

- Time and Effort documentation **MUST** include:
 - Dates worked, Hours worked, Employee name and/or signature approval
- Pre-approval is **REQUIRED** and expenditures must be easily connected back to budget and four-year application, as approved.
- Purchase documentation must be dated on or **PRIOR** to the end of the grant period (June 30th).
- Six Required Uses of Perkins Funds



PERKINS MANAGEMENT GUIDE



- ✓ Updated Annually
- ✓ Includes:
 - ✓ Nebraska's CTE Framework
 - ✓ Program Administration
 - ✓ Program Implementation
 - ✓ Data Reporting & Accountability
 - ✓ Grant Management
 - ✓ Grant Monitoring & Auditing

<https://www.education.ne.gov/nce/perkins-administration/>

PERKINS MONITOR UPDATES

- New Perkins Monitors and Assignments

- **Jami Foster**

ESU 03, ESU 06, SW Schools, Fremont

- **Lexi Neemann**

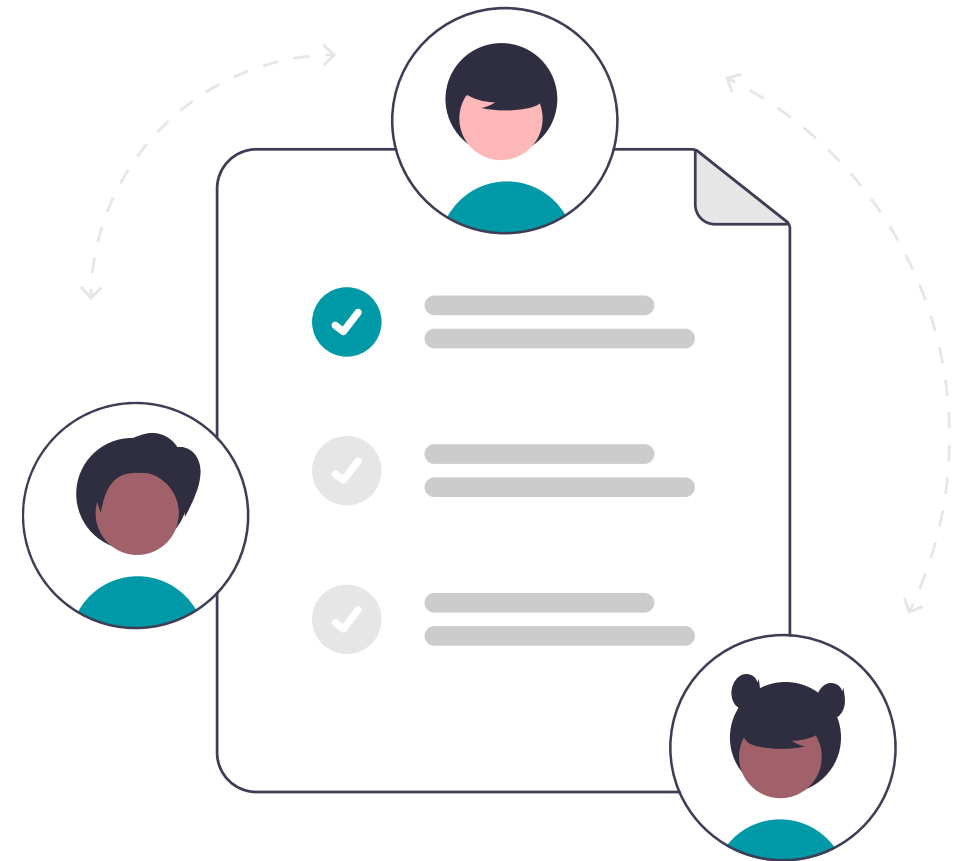
ESU 02, ESU 10, Westside, Omaha

- **Stacie Turnbull**

All Community Colleges


- **Tracy Way**

Blair, ESU 09, Gretna, Schuyler



PERKINS V MONITORING

- What's New?
 - Consolidated Perkins & OCR Monitoring Processes
 - Risk-Based Selections
 - Levels and Types of Monitoring
 - Focus on Technical Assistance



Program Performance | Fiscal Compliance | Office of Civil Rights – MOA | Data Reporting

COMPREHENSIVE MONITORING AREAS OF REVIEW

Coordination &
Planning

Administrative
Leadership &
Governance

Program
Requirements
(Including Size, Scope,
and Quality)

Fiscal Processes &
Patterns

Services and Access
for Students with
Disabilities and
Members of Special
Populations

Compliance with the
Methods of
Administration for
Civil Rights

Accessibility of
Programs

Achievement towards
State Determined
Levels of Performance

Evidence of Data-
Driven Decisions

Evidence of Unified
Planning & Decision
Making

PERKINS ADMINISTRATION TIMELINE

Item/Activity	Due
Intent to Participate (for 2022-2023)	March 1, 2022
reVISION reFRESH (process worksheets)	March 15, 2022
Grant Reimbursement Requests	Ongoing
Budget Amendments (for 2021-2022)	May 1
Annual Grant Narrative	May 2022
Application Amendment, if applicable	May 2022
Annual Budget (for 2022-2023)	May 2022
Secondary Accountability Data	June 15
End of Program/Fiscal Year	June 30
Grant Closeout (2021-2022)	September 1, 2022
Postsecondary Accountability Data	October 15

<https://www.education.ne.gov/nce/perkins-administration/>



RESOURCES & SUPPORT

- Contact your CTE Perkins Monitor
www.education.ne.gov/nce/perkins-administration/perkins-grant-monitoring/
- Perkins Management Guide (Linked on the website above.)
- Perkins Q&A – updated continuously (Linked on the website above.)
- Important Dates and Deadlines:
www.education.ne.gov/nce/perkins-administration/perkins-grant-monitoring/
- Contact the Perkins Grant Manager: teri.sloup@nebraska.gov



QUESTIONS



reVISION reFRESH

KATIE GRAHAM



- Eligibility Requirement under Perkins V
- Meaningful opportunity to:
 - ✓ Review original reVISION outcomes
 - ✓ Reflect on any available new data and information relative to the original needs assessment
 - ✓ Evaluate progress towards achieving identified goals and 'desired states' by 2024
 - ✓ Determine if any modifications are needed to approved four-year Perkins application.

■ Required Participants

- Any district or college desiring to operate as an approved CTE program and remain eligible Perkins funds (including special projects/programs)
- Districts who are members of a Perkins consortia must complete this process at the local level and submit outcomes to consortium lead to be aggregated (often ESUs)

Career
Development

Local Workforce
Alignment

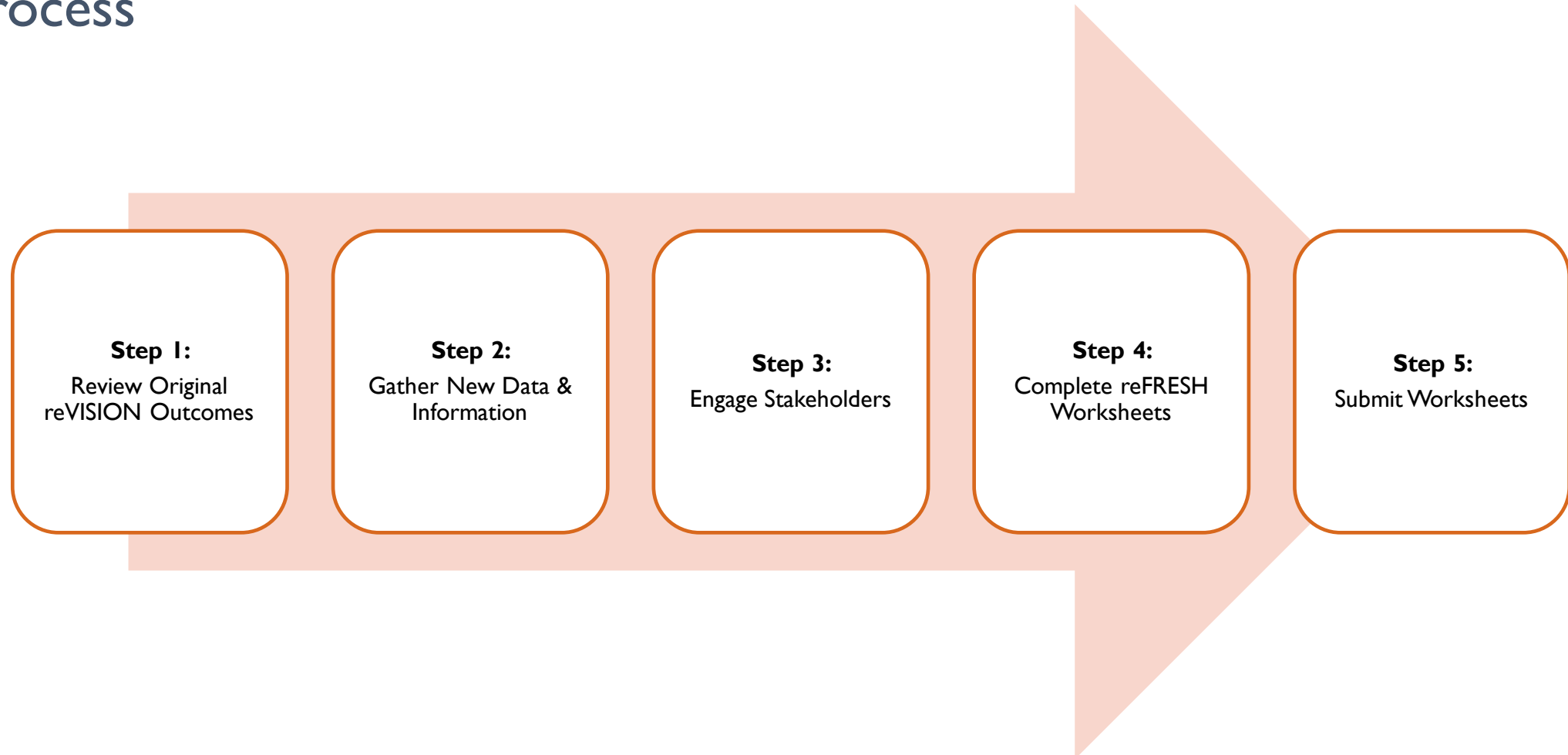
Size, Scope, &
Quality and
Implementing CTE
Programs of Study

Student
Performance

Recruitment,
Retention, and
Training of CTE
Faculty and Staff

Work-Based
Learning

■ Process



■ Process Worksheets



Process Worksheet 1:

Based on new information and available updated data (including labor market, CTE program, and student), has anything significantly impacted progress (positive or negative) towards achieving your “desired state” across all six elements? If so, please describe in detail.

Element	Significant Impact on Progress?	Details
1: Career Development	<input type="checkbox"/> Yes <input type="checkbox"/> No	
2: Local Workforce Alignment	<input type="checkbox"/> Yes <input type="checkbox"/> No	
3: Size, Scope, & Quality and Implementing CTE Programs of Study	<input type="checkbox"/> Yes <input type="checkbox"/> No	
4: Student Performance	<input type="checkbox"/> Yes <input type="checkbox"/> No	
5: Recruitment, Retention, and Training of CTE Faculty and Staff	<input type="checkbox"/> Yes <input type="checkbox"/> No	
6: Work-Based Learning	<input type="checkbox"/> Yes <input type="checkbox"/> No	

Process Worksheet 2:

Is your district or college still on target to meet each element’s “desired state” by 2024? Are the desired states identified through the original 2020 reVISION process still relevant? Do any need to be updated? If so, please provide a rationale including relevant data sources.

Element	“Desired State” Still Relevant?	Updated “Desired State” and rationale. Include updated activities (strategies) if available.
1: Career Development	<input type="checkbox"/> Yes <input type="checkbox"/> No	
2: Local Workforce Alignment	<input type="checkbox"/> Yes <input type="checkbox"/> No	
3: Size, Scope, & Quality and Implementing CTE Programs of Study	<input type="checkbox"/> Yes <input type="checkbox"/> No	
4: Student Performance	<input type="checkbox"/> Yes <input type="checkbox"/> No	
5: Recruitment, Retention, and Training of CTE Faculty and Staff	<input type="checkbox"/> Yes <input type="checkbox"/> No	
6: Work-Based Learning	<input type="checkbox"/> Yes <input type="checkbox"/> No	

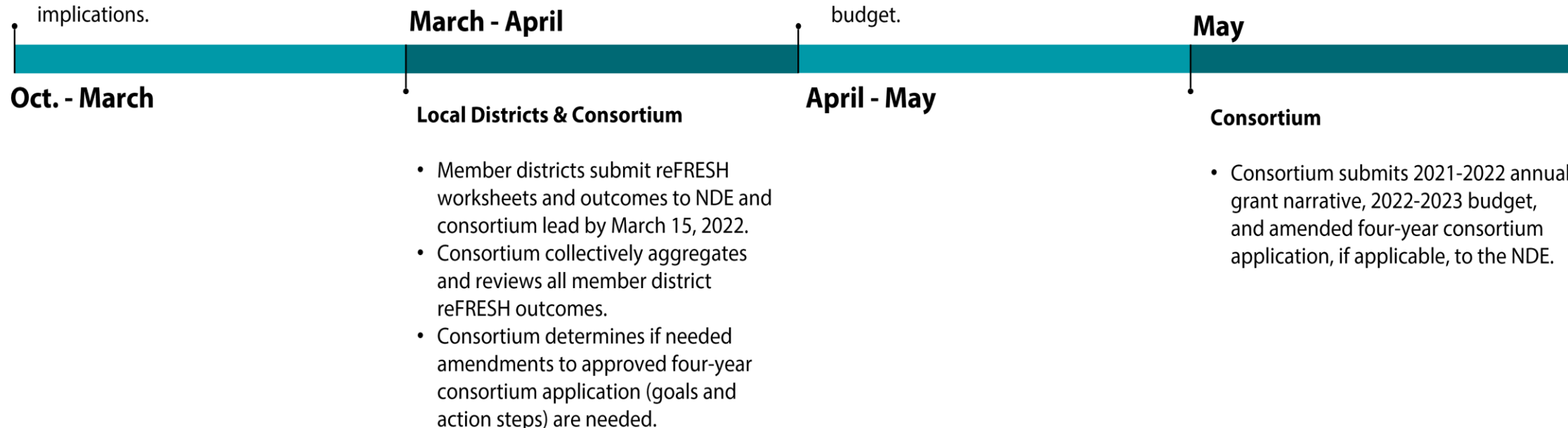
■ Timeline*

Local Districts

- All consortium member districts complete local reVISION reFRESH process and worksheets.
- Districts review their reFRESH outcomes and consider local program implications.

Consortium

- Consortium completes 2022 annual grant narrative on behalf of member districts.
- Consortium amends approved four-year consortium application if revisions are needed and well justified based on member districts' reFRESH outcomes.
- Consortium develops 2022-2023 budget.



- Process Worksheets & Supports
 - Process Overview
 - Process Worksheets
 - Process Checklist
 - Office Hours
 - Data Analysis Support
 - Individualized Technical Assistance



<https://www.education.ne.gov/nce/revision/>

APPLICATION AMENDMENTS

- Opportunity to make needed adjustments to four-year Local Perkins Application (stand-alone, consortium, college)
- Justified based on reVISION reFRESH outcomes
- Will require submission of a cover page and amended four-year Local Perkins Application (with changes in legislative format).
 - In GMS with annual budget and grant narrative for 2022-2023

[illegible]



QUESTIONS



DATA REPORTING & ACCOUNTABILITY

LEXI NEEMANN

PERKINS PERFORMANCE INDICATOR FRAMEWORK

■ Secondary Indicators

Perkins V
1SI: Graduation Rate
2SI: Proficiency in Reading/language arts
2S2: Proficiency in Mathematics
2S3: Proficiency in Science
3SI: Post-program placement
4SI: Non-traditional concentration
5S3: Participation in work-based learning

■ Post Secondary Indicators

Perkins V
1PI: Postsecondary retention & placement
2PI: Recognized postsecondary credential
3PI: Nontraditional concentration

SECONDARY PERFORMANCE TARGETS

Perkins V State Determined Levels of Performance					
Indicator	Reporting Year				
	Baseline (2020)	2020-2021	2021-2022	2022-2023	2023-2024
SECONDARY					
1S1: Graduation Rate	93.57%	94.23%	94.89%	95.55%	96.21%
2S1: Proficiency in reading/language arts	52.97%	53.15%	53.33%	53.51%	53.69%
2S2: Proficiency in mathematics	50.72%	52.21%	53.69%	55.18%	56.66%
2S3: Proficiency in science	55.57%	56.81%	58.04%	59.28%	60.51%
3S1: Post-program placement	79.05%	80.20%	81.35%	82.50%	83.65%
4S1: Non-traditional concentration	19.70%	21.27%	22.85%	24.42%	25.90%
5S3: Participation in work-based learning	5.31%	6.70%	8.09%	9.47%	10.86%

POSTSECONDARY PERFORMANCE TARGETS

Perkins V State Determined Levels of Performance					
Indicator	Reporting Year				
	Baseline (2020)	2020-2021	2021-2022	2022-2023	2023-2024
POSTSECONDARY					
1P1: Postsecondary Retention & Placement	76.08%	77.27%	78.47%	79.66%	80.85%
2P1: Recognized Postsecondary Credential	39.45%	39.90%	40.36%	40.81%	41.26%
3P1: Nontraditional Concentration	19.54%	20.27%	20.99%	21.72%	22.44%

PERFORMANCE IMPROVEMENT PLAN (PIP)

PIPs are required for recipients who failed to meet at least 90% of the state determined levels of performance for any indicator.

If a recipient has gaps in performance without progress prior to 3rd program year, the NDE requires a percentage of Perkins funds be allocated toward remediation.

The NDE may withhold all or portion of allotment if the recipient fails to implement a PIP or if performance target is not met for 2 consecutive years after improvement is identified.

PERFORMANCE TARGETS

Detailed indicator definitions can be found on the CTE Data & Research website.

Postsecondary Indicators

1P1 2P1 3P1

1P1: Postsecondary Retention and Placement

Numerator: Number of CTE concentrators who, during the second quarter after program completion, remain enrolled in postsecondary education, are in advanced training, military service, or a service program that receives assistance under Title 1 of the National and Community Service Act of 1990 (42 U.S.C. 12511 et seq.), are volunteers as described in section 5(1) of the Peace Corps Act (22 U.S.C. 2504(a)) or are retained in employment. *(Concentrators who graduated by June 30, 2019 would be assessed between October 1, 2019 and December 31, 2019).*

Denominator: Number of CTE concentrators who completed their program in the reporting year.

**Retention includes students who remained enrolled in their original postsecondary institution or transferred to another 2- or 4- year institution during the reporting year.*








<https://www.education.ne.gov/nce/cte-data-research/perkins-performance-indicators/>

AVAILABLE REPORTS: ADVISER VERIFICATION REPORTS

- Programs of Study Courses
- Post-School Survey
- Perkins V Student Counts
- Perkins V Indicator Report
- Perkins V Indicator Trends

Career Education		
REPORT	DESCRIPTION	REVIEW
Perkins IV Career Education Programs Report	Counts of Perkins IV Career Education Participants and Concentrators, broken out by Career Pathway	Year-End
Programs of Study Courses	Student counts by Programs of Study courses and by School. This report is processed on a nightly basis. Any updates to data used in this report will not appear here until the following day.	Year-End
Perkins IV Verification	Perkins IV Verification Combined Report	Year-End
Post School Survey List	List of Career Education Concentrators also reported as a Completer with Diploma and who should have a Post School Survey reported	Year-End (of the Following School Year)
Post Graduate Activity	List of Career Education Concentrators reported as a Completer with Diploma who have a Post School Survey reported	Year-End (of the Following School Year)
Students Missing Post Graduate Activity	List of Career Education Concentrators reported as a Completer with Diploma who are missing a Post School Survey	Year-End (of the Following School Year)
Perkins V Student Counts	Counts of Perkins V Career Education Participants and Concentrators, broken out by Career Pathway. This report is processed on a nightly basis. Any updates to data used in this report will not appear here until the following day.	Year-End
Perkins V Concentrators Course History	This report indicates which courses contribute to a student's Perkins V Concentrator status throughout their High School course enrollment history. This report is processed on a nightly basis. Any updates to data used in this report will not appear here until the following day.	Year-End
Perkins V Indicator Report	This report shows a district or school's performance on each of the Perkins V indicators (1S1, 2S1, etc.) by year, subgroup, and Career Pathway. This report is processed on a nightly basis. Any updates to data used in this report will not appear here until the following day. Users must have both the Food Program and Special Education access codes entered in the NDE Portal to access this report.	Year-End
Perkins V Indicator Trends	This report shows a district or school's performance on the Perkins V indicators (1S1, 2S1, etc.) compared to the state's accountability goal across the last 3 years, by subgroup and Career Pathway. This report is processed on a nightly basis. Any updates to data used in this report will not appear here until the following day. Users must have both the Food Program and Special Education access codes entered in the NDE Portal to access this report.	Year-End

INDICATOR TREND REPORT

		Report Name Perkins V Indicator Trends Location State Indicator 1S1 Four-Year Graduation Rate Run Date 10/14/2021 10:27:52 AM						
Subgroup Type	Subgroup	1S1 Four-Year Graduation Rate Percentage			3-Year Performance	Difference from Yearly State Goals		
		2018-2019	2019-2020	2020-2021		Goal:94.03%* 2018-2019	Goal:93.57%* 2019-2020	Goal:94.23% 2020-2021
All	All	93.48%	93.23%	92.79%		-0.55%	-0.34%	-1.44%
EL	EL	77.97%	82.16%	83.71%		-16.06%	-11.41%	-10.52%
Foster	Foster	63.74%	70.41%	57.14%		-30.29%	-23.16%	-37.09%
FRL	FRL	88.37%	87.91%	87.02%		-5.66%	-5.66%	-7.21%
Gender	F	94.84%	94.00%	93.50%		0.81%	0.43%	-0.73%
	M	92.26%	92.52%	92.20%		-1.77%	-1.05%	-2.03%

Abbreviations

- Conc Concentrators
- EL English Learners
- FRL Economically Disadvantaged
- SPED Students with Disabilities
- Military Parent in Military
- NonTrad Nontraditional Career
- SinglePar Single Parent
- AM American Indian or Alaska Native
- AS Asian
- BL Black or African American
- HI Hispanic
- MJ Two or More Races
- PI Native Hawaiian or Other Pacific Islander
- WH White

Legend

- No Concentrators for the group
- GREEN At or above state goal
- YELLOW Below state goal but within 10%
- Pink More than 10% below state goal
- N/A State goal not available


PROGRAMS OF STUDY AND COURSE CODING

Career Education

REPORT	DESCRIPTION	REVIEW
Perkins IV Career Education Programs Report	Counts of Perkins IV Career Education Participants and Concentrators, broken out by Career Pathway	Year-End
Programs of Study Courses	Student counts by Programs of Study courses and by School. This report is processed on a nightly basis. Any updates to data used in this report will not appear here until the following day.	Year-End
Perkins IV Verification	Perkins IV Verification Combined Report	Year-End
Post School	List of Career Education Concentrators also reported as a Completer with Diploma and who should have a Post	Year-End



COURSE CODING

 **NEBRASKA**
DEPARTMENT OF EDUCATION

Course List

Information

Changes

Instructions

Course Codes and Clearing Endorsements

Subject

Select Subject... ▼

List Format

Expanded

Compact

Year

2021 - 2022 ▼

Name

Full or partial

Course Code

eg. 350001

Endorsement

Code or Name

CLEAR

Download

No Courses Found

<https://coursecodes.education.ne.gov/>

CTE DATA, RESEARCH, AND EVALUATION

Lexi Neemann

CTE DATA SPECIALIST

Lexi.Neemann@nebraska.gov

CTE Data Deadlines

Secondary	
June 15	Accountability Data Due
June 15-30	Data Audit Window
July 1	Data Finalized

https://cdn.education.ne.gov/wp-content/uploads/2021/09/ADVISER_Calendar_20212022_v1.1.pdf

Postsecondary	
Oct. 15	Accountability Data Due
Oct. 15-30	Data Audit Window
Nov. 1	Data Finalized

<https://www.education.ne.gov/dataservices/p-20-technical-group/>



QUESTIONS



BREAK

10 MINUTES





TECHNICAL ASSISTANCE

TECHNICAL ASSISTANCE NEEDS

- Perkins V Legislation & State Plan
- Perkins Application (intent to participate, Perkins consortia, annual grant narrative, amending the four-year application)
- reVISION and reVISION reFRESH
- Perkins Grant Management (allocation of funds, required uses of funds, non-allowable uses of funds, annual budget requests, obligating funds, reimbursement requests)
- Using the NDE's Grant Management System (GMS)
- Data Reporting and Use (accountability, SDLP, performance improvement plans)
- Perkins Grant Monitoring
- Office of Civil Rights – Methods of Administration
- Meeting the Needs of Special Populations
- Career Academies (Rule 47)
- Programs of Study (state model programs, locally developed program approval)

<https://bit.ly/CTEta> 



CONNECT WITH YOUR MONITOR

CONNECT WITH YOUR MONITOR

LEA	Monitor	LEA	Monitor	LEA	Monitor	LEA	Monitor
Alliance	Tony Glenn	ESU 06	Jami Foster	Gretna	Tracy Way	Scottsbluff	Tony Glenn
Beatrice	Chelsey Greene	ESU 07	Donna Hoffman	Hastings	Sarah Heideman	So Sioux City	Donna Hoffman
Bellevue	Mary Janssen	ESU 08	Jacqui Garrison	Kearney	Sarah Heideman	SW Schools	Jami Foster
Blair	Tracy Way	ESU 09	Tracy Way	Lexington	Greg Stahr	Westside	Lexi Neemann
Columbus	Greg Stahr	ESU 10	Lexi Neemann	Lincoln	Donna Hoffman	Postsecondary	
Crete	Sarah Heideman	ESU 11	Donna Hoffman	Millard	Greg Stahr	Central CC	Stacie Turnbull
Elkhorn	Mary Janssen	ESU 13	Tony Glenn	Norfolk	Greg Stahr	Mid-Plains CC	Stacie Turnbull
ESU 01	Jacqui Garrison	ESU 16	Tony Glenn	North Platte	Chelsey Greene	Metro CC	Stacie Turnbull
ESU 02	Lexi Neemann	ESU 17	Jacqui Garrison	Omaha	Lexi Neemann	Northeast CC	Stacie Turnbull
ESU 03	Jami Foster	Fremont	Jami Foster	Papillion-La Vista	Chelsey Greene	Southeast CC	Stacie Turnbull
ESU 04	Chelsey Greene	Gering	Tony Glenn	Ralston	Mary Janssen	Western CC	Stacie Turnbull
ESU 05	Donna Hoffmann	Grand Isl.	Sarah Heideman	Schuyler	Tracy Way		

SHARE

- Introductions
- Questions related to Perkins administration (including dates and deadlines, data and accountability, programs of study)
- Share Local Updates
- Supports Available





THANK YOU!

