

Safe & Secure Schools equals Success and Access



Jolene Palmer
Safety & Security Director
NDE





AQuESTT

**Accountability for a Quality Education
System, Today and Tomorrow**

A next-generation accountability
system that supports and rewards
continuous improvement for every
child, school, and educator

Safe & Secure Schools equals Success and Access

Domain



The Six Tenets of AQuESTT



Maslow



A safe environment is a ***prerequisite*** for productive learning (Maslow, 1970; Piaget, 1936)

Safety is... a pre-requisite for learning

- fear decreases engagement & achievement (lit. review) Cornell and Mayer (2010), Henrich and colleagues (2004), Arum (2003), Aizer, 2008; Carrell & Hoekstra, 2010; Delaney-Black et al., 2002; Gibson, Morris, & Beaver, 2009; Ripski & Gregory, 2009; Sharkey, 2009 plus many more
- consistent negative effects of reporting feeling unsafe on test scores
- Minority students are more likely to report feeling unsafe at school

Johanna R. Lacoe (2012)



POSITIVE
PARTNERSHIPS,
RELATIONSHIPS, AND
STUDENT SUCCESS

Positive Partnerships, Relationships, and Student Success

The State Board believes that student engagement through positive partnerships and relationships are fundamental to successful schools and districts. The State Board seeks to support schools and districts to implement best practices in student, family and community engagement to enhance educational experiences and opportunities.

Areas of Focus

- Individualized or Personalized Learning Plans
- Attendance and Participation
- Family Involvement
- Community and Support Services



Why relationships?

➤ **85%** of all attackers in middle & high schools**were students** (FBI, 2015)

Two things we know.....

1. They were **disconnected** from schools.
2. They **always told** someone.




Prevention Strategy #1

Relationships

- Staff to students
- Students to students

What does your school
do to *assess relationships*
between staff
and students?





LB 923 (2014)

- Provide leadership & support for safety
- School Safety Standards
- Tornado drills
- Security Assessment in all buildings
- School Safety Plans
- Oversee suicide prevention training
- Cyberbullying support (2015)
- Concussion (more to come in future)



Statewide Standard Response Protocol



Provide leadership & support

clear language & actions

specific

Supplement

consistent

simple

enhances crisis response



replacement



4 ACTIONS



Lockout



Lockdown



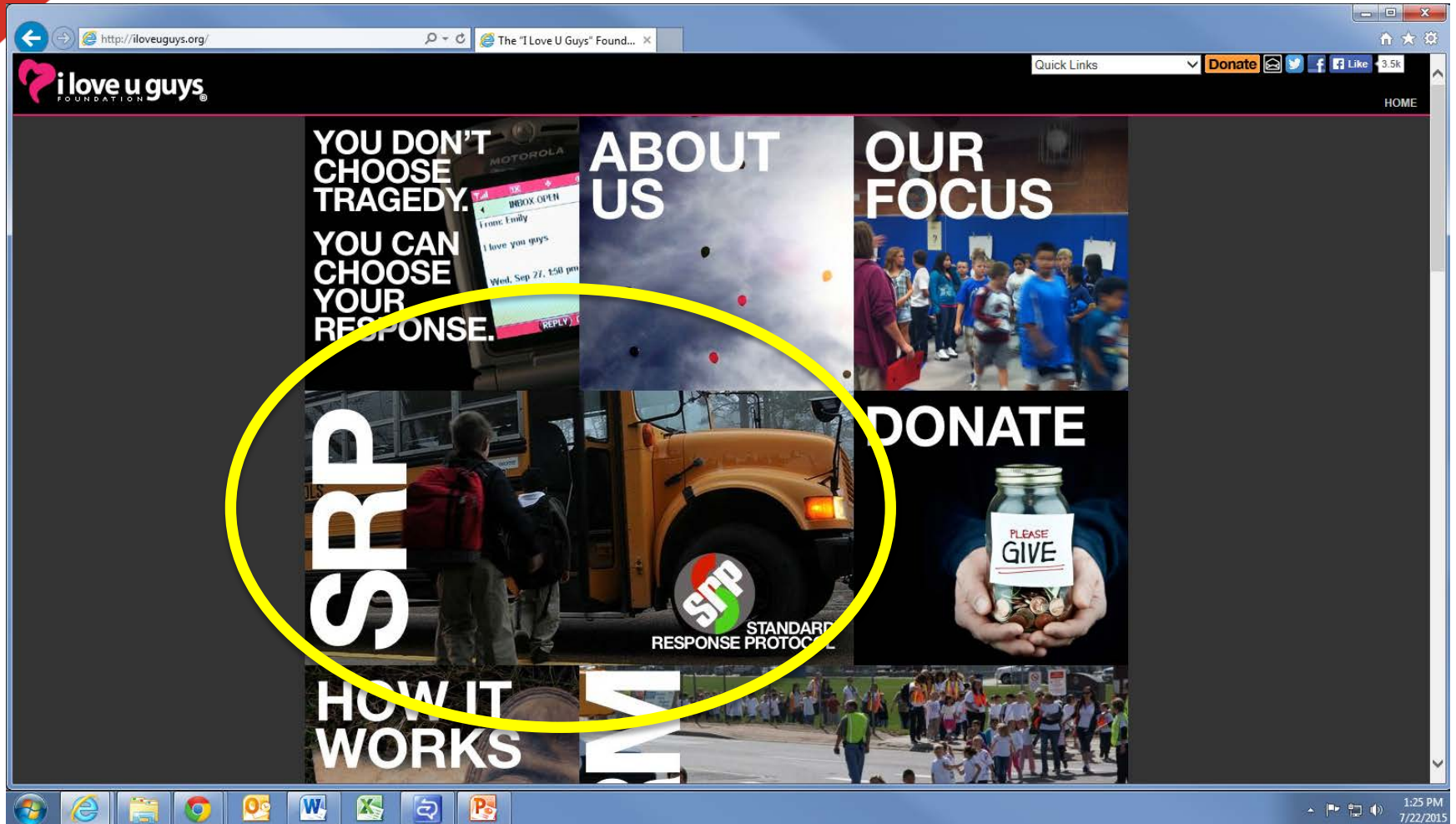
Evacuate



Shelter

www.iloveyouguys.org

Get the training....



...for staff and students

i love u guys
FOUNDATION

Quick Links [Donate](#) [Facebook](#) [Twitter](#) [Like](#) [\\$5k](#)

HOME | STANDARD RESPONSE PROTOCOL

4 ACTIONS

based not on individual scenarios but on the response to any given situation. Like the Incident Command System (ICS), SRP demands a specific vocabulary but also allows for great flexibility. The premise is simple - there are four specific actions that can be performed during an incident. When communicating these, the action is labeled with a "Term of Art" and is then followed by a "Directive." Execution of the action is performed by active participants, including students, staff, teachers and first responders.

- Lockout
- Lockdown
- Evacuate
- Shelter

- Lockout is followed by the Directive: "Secure the Perimeter" and is the protocol used to safeguard students and staff within the building.
- Lockdown is followed by "Locks, Lights, Out of Sight" and is the protocol used to secure individual rooms and keep students quiet and in place.
- Evacuate is always followed by a location, and is used to move students and staff from one location to a different location in or out of the building.
- Shelter is always followed by a type and a method and is the protocol for group and self protection.

These specific actions can act as both a verb and a noun. If the action is Lockdown, it would be announced on public address as "Lockdown! Locks, Lights, Out of Sight." Communication to local Law Enforcement Agency would then be "We are under Lockdown." Each response has specific student and staff action. The Evacuate response is always followed by a location: "Evacuate to the Bus Zone." Responses can also be combined: "Evacuate to Hallway; Shelter for Tornado; Drop, Cover and Hold."

BENEFITS

The benefits of SRP become quickly apparent. By standardizing the vocabulary, all stakeholders can understand the response and status of the event. For students, this provides continuity of expectations and actions throughout their educational career. For teachers, this becomes a simpler process to train and drill. For first responders, the common vocabulary and protocols establish a greater predictability that persists through the duration of an incident. Parents can easily understand the practices and can reinforce the protocol. Additionally, this protocol enables rapid response determination when an unforeseen event occurs.

The protocol also allows for a more predictable series of actions as an event unfolds. An intruder event may start as a Lockdown, but as the intruder is isolated, first responders might transition parts of the school to an "Evacuate to the Gym and Lockdown," and later "Evacuate to the Bus Zone."

LOCKOUT VS. LOCKDOWN

The differentiation between Lockout and Lockdown is a critical element in SRP. A Lockout

from our eStore.

- THE STANDARD RESPONSE PROTOCOL K12**
SRP K12 - Operational Guidance for Districts, Departments and Agencies.
- THE STANDARD RESPONSE PROTOCOL PK-2**
SRP PK-2 Pre-K to Second Grade Curriculum Workbook.
- THE STANDARD RESPONSE PROTOCOL K12-T**
SRP K12-T K-12 Training Workbook. Train students and staff in 25 minutes. Powerpoint and presenter's guide now available.
- STUDENT PARENT HANDOUT**
This introduction to SRP gives parents and students the basics in a single handout.
- RED CARD/GREEN CARD**
A number of red card

1:28 PM 7/22/2015

free, free, free !!!

The screenshot shows a web browser window displaying the 'i love u guys' foundation website. The URL in the address bar is http://iloveugays.org/srp_training.html. The page features a navigation bar with 'HOME | STANDARD RESPONSE PROTOCOL | TRAINING' and a 'Quick Links' dropdown menu. The main content area is divided into sections: 'ABOUT', 'THE PRESENTATION', and 'PLEASE LET US KNOW IF YOU ARE USING THE SRP'. The 'ABOUT' section describes the workbook and presentation. The 'THE PRESENTATION' section mentions that training can be accomplished with a 25 to 30 minute presentation. The 'PLEASE LET US KNOW IF YOU ARE USING THE SRP' section includes a call to action and a contact email. On the right side, there is a 'from our eStore.' section listing various SRP materials for purchase, including 'SRP K12', 'SRP PK-2', 'SRP K12-T', 'STUDENT PARENT HANDOUT', and 'RED CARD/GREEN CARD'. Two large yellow arrows point to the 'Download SRP K12-T' and 'Purchase from the eStore' links. The Windows taskbar at the bottom shows the time as 1:30 PM on 7/22/2015.

i love u guys
FOUNDATION

Quick Links [Donate](#) [Twitter](#) [Facebook](#) [Like](#) 3.5k

HOME | STANDARD RESPONSE PROTOCOL | TRAINING

ABOUT
The workbook has been designed to assist presenters in learning the SRP presentation. The workbook includes slide previews, spoken language script, discussion guides and more. Different components of the page have been color coded for easy identification.

Training students and staff on the Standard Response Protocol can be accomplished with a 25 to 30 minute presentation.

THE PRESENTATION
This presentation has been developed to assist law enforcement, school, or district personnel in rapidly training students, teachers and other stakeholders the common language and actions of The Standard Response Protocol.

PLEASE LET US KNOW IF YOU ARE USING THE SRP
Our ability to provide materials to districts, departments or agencies relies on charitable funding from the private sector. We don't actively seek funding from governmental entities. Please let us know if you are assessing or implementing the SRP in your district, department or agency.
srp@iloveugays.org

[Download SRP K12-T](#) or [Purchase from the eStore](#)

[Windows PowerPoint 2013](#) [Macintosh Keynote](#)

from our eStore.

THE STANDARD RESPONSE PROTOCOL K12
SRP K12 - Operational Guidance for Districts, Departments and Agencies.

THE STANDARD RESPONSE PROTOCOL PK-2
SRP PK-2 Pre-K to Second Grade Curriculum Workbook.

THE STANDARD RESPONSE PROTOCOL K12-T
SRP K12-T K-12 Training Workbook. Train students and staff in 25 minutes. Powerpoint and presenter's guide now available.

STUDENT PARENT HANDOUT
This introduction to SRP gives parents and students the basics in a single handout.

RED CARD/GREEN CARD
A number of red card

1:30 PM 7/22/2015

...more free stuff !

The screenshot displays the iLoveUGuys.org website, which provides free resources for schools. The page is titled "HOME | STANDARD RESPONSE PROTOCOL" and features a navigation bar with a "Quick Links" dropdown, a "Donate" button, and social media links for Twitter, Facebook, and LinkedIn. The main content area is divided into several sections:

- Lockout and Lockdown:** A detailed explanation of the difference between Lockout and Lockdown, including the steps for each and the reasons for not locking perimeter doors during a Lockdown.
- Classroom Poster:** A poster titled "IN AN EMERGENCY WHEN YOU HEAR THE CODE" with instructions for students. It is also available in Spanish.
- Public Address Poster:** A poster titled "IN AN EMERGENCY SAY IT TWICE, SAY IT TIMES" with instructions for students. It is a sample public address protocol reminder poster.
- Lockdown Drill Guidance:** A poster titled "LOCKDOWN DRILL GUIDANCE" with instructions for planning, briefing, conducting, and debriefing Lockdown Drills.
- Lockdown Drill Poster:** A poster titled "LOCKDOWN DRILL POSTER" with instructions for displaying on exterior entrance windows during a Lockdown Drill.
- Lockout Poster:** A poster titled "LOCKOUT POSTER" with instructions for displaying on exterior entrance windows during a Lockout.
- Certification:** A poster titled "THE STANDARD RESPONSE PROTOCOL ABC CERTIFICATION" with instructions for Advanced or Basic Certification.

Three large yellow arrows point to the following resources:

- Lockdown Drill Poster:** A poster with a red padlock icon and the text "DRILL IN PROGRESS NO ONE IN OR OUT".
- Lockout Poster:** A poster with a blue padlock icon and the text "SCHOOL IS IN LOCKOUT NO ONE IN OR OUT".
- Classroom Poster:** A poster with a red padlock icon and the text "IN AN EMERGENCY WHEN YOU HEAR THE CODE".

The website footer includes a "DONATE" button and a "THE" logo. The Windows taskbar at the bottom shows the time as 1:50 PM on 7/22/2015.

Safety Standards

- Prevention (7)
- Preparedness (6)
- Response (12)
- Recovery (4)

Jan. 1, 2016
to St. Bd. of Ed.

Safety Standards
Tornado drills

Nebraska Department of Education

Safety Standards Draft Document

Standards & Indicators – 09.14.15

Number	PREVENTION Standard	CITATION
S.S.1.1	The school system shall coordinate efforts for prevention through collaboration with local, state, and regional stakeholders.	(Rule 10-011.01B, Rule 10-011.01C)
a	The school system shall prepare and communicate with local authorities (e.g., fire, police, rescue, and emergency management) for a wide variety of real-world scenarios.	
b	The school system shall have guidelines and policies for event and incident management.	(Statue 81-502, Title 153)
c	The school system should follow standard practice policies using protocols recommended by the iloveyouguys.org Standard Response Protocol (SRP) (i.e., lock down, lock out, evacuate, and shelter).	
d	The school system shall maintain compliance with fire and life safety codes.	(Title 153)
e	The school system shall have visible signage to identify interior/exterior spaces for emergency responders.	NFPA 1 Chapter 10.13.1.1-3
S.S.1.2	The school system shall designate safety and security teams who are responsible for compliance with local, state, and federal mandates through a written safety (internal and external) plan.	Statute 79-2,144
a	The school system shall have teams responsible for safety and security. The team(s) will respond and manage any incident that occurs.	
b	The safety teams meet to review safety standards/protocols and update documents.	(Rule 10-009.01A2), (Rule 10-011.01C)
S.S.1.3	The school system should assess school climate/culture and implement processes and practices to create a positive and safe environment conducive to learning.	
a	The school system should assess positive relationships between employees and students and between students and students.	
b	The school system should implement processes and practices to create a positive and safe environment conducive to learning	

Statewide picture of

School Safety & Security



Security Assessments
School Safety Plans

Rule 10 – Safety Audits

- Completed annually by external person
- Continue as is
 - Other options in Safety Standards:
 - standardized audit form
 - certified auditor
- School decision



Difference...

Safety ***Audit***

- Annually
- Focus on environmental causes/threats

Security ***Assessment***

- Once, then build capacity to self-assess
- Focus on human caused/related
- Training and support provided to build capacity to self-assess based on collected data

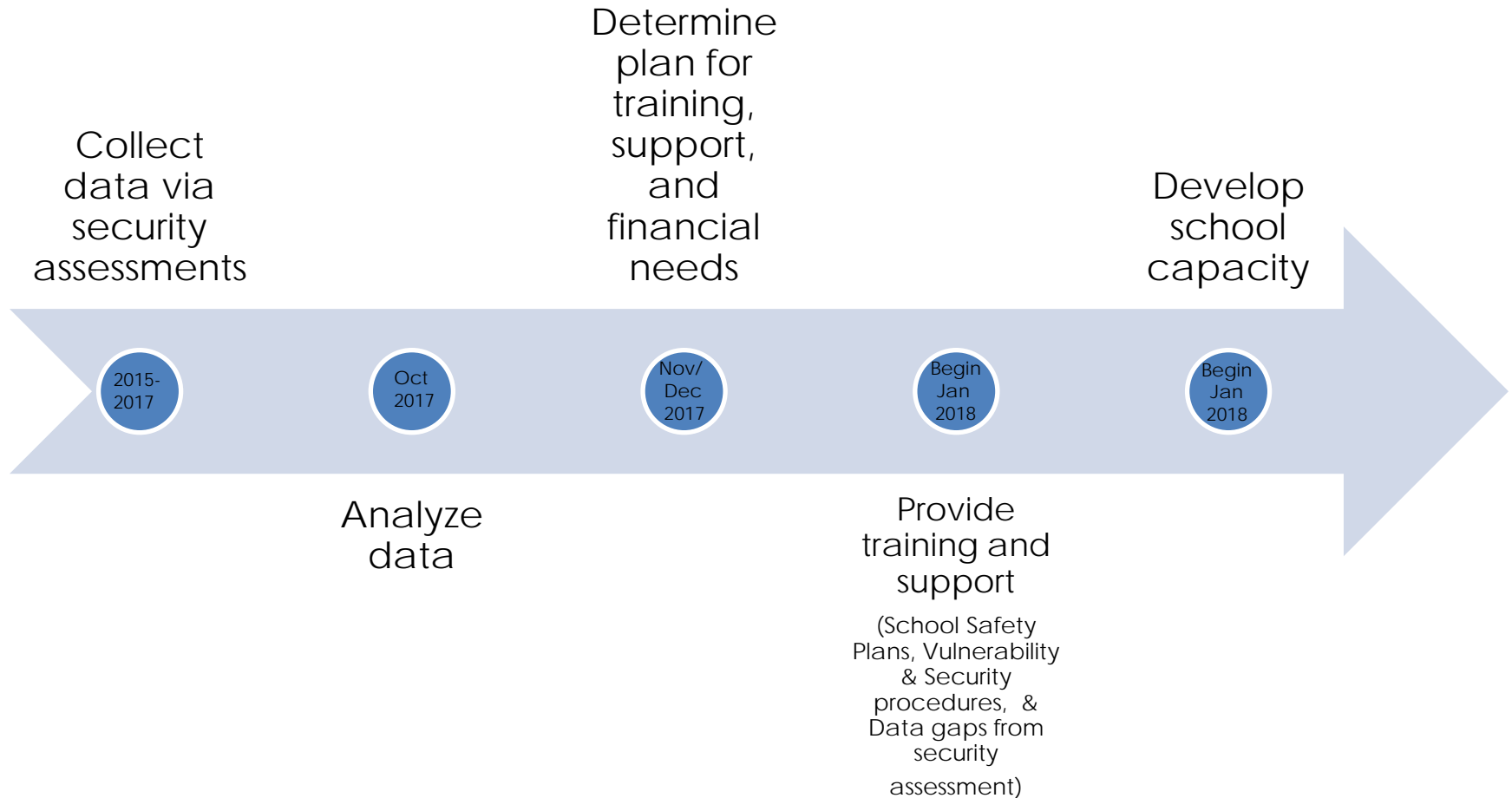
Security Assessment

2015/2016 & 2016/2017

COLLECT DATA

all buildings

Safety & Security Process



Prevention Program	Cost to District
KOGNITO High School Middle School Elementary	\$0 District cost Training cost provided by SAMHSA Grant through DHHS
Making Educator Partners in Youth Suicide Prevention	\$0 District cost
Question Persuade Respond (QPR)	Details pending
Lessons Learned Postvention Prevention Impact	\$0 District cost

SUICIDE AWARENESS/ PREVENTION

FOR SCHOOL PERSONNEL
NEBRASKA LB 923 FIVE YEAR PLAN

APPROVED

32,997

Works Cited

- Aizer, A. (2008). Neighborhood violence and urban youth. National Bureau of Economic Research Cambridge, Mass., USA.
- Arum, R. (2003). Judging school discipline: The crisis of moral authority. Harvard University Press: Cambridge, MA.
- Carrell, S. E. & Hoekstra, M. L. (2010). Externalities in the classroom: How children exposed to domestic violence affect everyone's kids. *American Economic Journal: Applied Economics*, 2(1), 211-228.
- Cornell, D. G., & Mayer, M. J. (2010). Why do school order and safety matter? *Educational Researcher*, 39(1), 7-15.
- Delaney-Black, V., Covington, C., Ondersma, S., Nordstrom-Klee, B., Templin, T., & Ager, J. (2002). Violence exposure, trauma, and IQ/reading deficits among urban children. *Archives of Pediatrics and Adolescent Medicine*, 156, 280-285.
- Gibson, C., Morris, S., & Beaver, K. (2009). Secondary exposure to violence during childhood and adolescence: Does neighborhood context matter? *Justice Quarterly*, 26(1), 30-57.
- Henrich, C. C., Schwab-Stone, M., Fanti, K., Jones, S. M., and Ruchkin, V. (2004). The association of community violence exposure with middle-school achievement: A prospective study. *Applied Developmental Psychology*, 25, 327-348.
- Lacoe, J. (2012, March 2). Too Scared to Learn? The Academic Consequences of Feeling Unsafe at School. New York, NY: Robert F. Wagner Graduate School of Public Service.
- Maslow, A. H. (1970). *Motivation and personality*. Harper & Row, Publishers Inc.: New York, NY.
- Piaget, J. (1936). *The origins of intelligence in children*. Translated by Margaret Cook. International Universities Press, New York. 1952.
- Ripski, M. B. & Gregory, A. (2009). Unfair, unsafe, and unwelcome: Do high school students' perceptions of unfairness, hostility, and victimization in school predict engagement and achievement? *Journal of School Violence*, 8(4), 355-375,
- Sharkey, P. (2009). The acute effect of local homicides on children's cognitive performance.



THINK BROADER

Holistic view of each student

Equal access to information

Collective impact

EXPERIENCE BOLDER

New system for measurement

Customized for Nebraska

Outcome-based approach

BE BETTER

Continuous improvement

Sharing of best practices

Focused on every student, every day