

## Instructions for Accessing the ILCD Version 2.0 Website

Please follow the instructions below for access to the 'ILCD 2.0 - Improving Learning for Children with Disabilities' site. If you have any difficulty in creating an account or accessing the site, please contact the NDE Helpdesk at 888-285-0556 or [nde.helpdesk@nebraska.gov](mailto:nde.helpdesk@nebraska.gov).

1. Go to the NDE portal homepage.  
<https://portal.education.ne.gov/>

---


Home Forms Viewer Links Help


---


**Portal Sign In** [Help](#)

Login ID:

Password:

 Sign In

 Register

 Forgot Password

### Collection Announcements

**SPED Discipline Information System - OPEN: May**  
Report of Children with Disabilities Unilaterally Removed to 16th, and must be submitted by all public and state operated schools by 5/15/16. Question may be directed to [SPED@nebraska.gov](#)

**SPED Proportionate Share Worksheet for Non-Public Schools**  
All public school districts are required by the Individuals with Disabilities Education Act (IDEA) to provide a free appropriate public education (FAPE) to all eligible children with disabilities. The "Data Collections" tab. Question may be directed to [SPED@nebraska.gov](#)

**2015-2016 McKinney-Vento Homeless Education**  
The 2015-2016 McKinney-Vento Homeless Education Grant is currently open for applications. Question may be directed to [SPED@nebraska.gov](#)


2. If you **don't** have an existing Portal Account:
  - Click on 'Register.'
  - Enter in name, phone, email, and create a login and password.
  - Click 'Register Now.'
  - Once you're registered, you can use the credentials you created to login.

If you **already have** a Portal Account, enter your login credentials.

3. Click on the red 'Data Collections' tab.
4. If you are a **new ILCD user**, Click 'Add' next to 'ILCD 2.0 - Improving Learning for Children with Disabilities.' (screenshot A. below)

If you have a district level ILCD account but need to **add a PRT account**, Click 'Edit/Remove' next to 'ILCD 2.0 - Improving Learning for Children with Disabilities.' (screenshot B. below)

A.



## Collections

Available

You have access to this online Collection.  
Please proceed by clicking on the name in Collection Name/Link column.

Status	Activation Code(s)	Collection Name/Link	No
--------	--------------------	----------------------	----

Online

Enter your Activation Code for access to a collection by clicking on 'Add' under Request.

Status	Activation Code(s)	Collection Name	No
Closed		Adult Information Management System (AIMS)	Pl
Available	<a href="#">Add</a>	Annual Financial Report - 2012-2013	
Available	<a href="#">Add</a>	Annual Financial Report - 2013-2014	
Closed		Career Education Assets	
Available	<a href="#">Add</a>	Career Education: Program of Study Portal	
Available	<a href="#">Add</a>	Census Report 2014 (Census)	
Available	<a href="#">Add</a>	Consolidated Data Collection (CDC)	If y
Available	<a href="#">Add</a>	Curriculum Reporting System	Cur
Available	<a href="#">Add</a>	Data Reporting System (DRS) Secured Site	
Closed		<del>Early Learning Connection Registry</del>	
Available	<a href="#">Add</a>	ILCD 2.0 - Improving Learning for Children with Disabilities	
Available	<a href="#">Add</a>	ILCD Website	Pl
Available	<a href="#">Add</a>	ILCD 2014-2015	

B.

## Collections

Available

You have access to this online Collection.  
Please proceed by clicking on the name in Collection Name/Link column.

Status	Activation Code(s)	Collection Name/Link
Available	<a href="#">Edit/Remove</a>	Consolidated Data Collection (CDC)
Available	<a href="#">Edit/Remove</a>	<del>Data Reporting System (DRS) Secured Site</del>
Internal	<a href="#">Edit/Remove</a>	ILCD 2.0 - Improving Learning for Children with Disabilities
Available	<a href="#">Edit/Remove</a>	ILCD Website
Available	<a href="#">Edit/Remove</a>	SPED Discipline Information System

5. Enter the Activation Code that was emailed to you for your PRT, and click 'Add.'

**ILCD 2.0 - Improving Learning for Children with Disabilities**

**Collection System Information**

**Activation Code**

This Activation Code is available from your District Administrator. District Administrators, [click here](#) for Activation Codes. [What are the different UserTypes?](#)

6. Click 'Return to previous page.'  
You'll notice that 'ILCD 2.0 - Improving Learning for Children with Disabilities' is now a link under Available Collections.



## Collections

Available

You have access to this online Collection.  
Please proceed by clicking on the name in Collection Name/Link column.

Status	Activation Code(s)	Collection Name/Link
Available	<a href="#">Edit/Remove</a>	<a href="#">ILCD 2.0 - Improving Learning for Children with Disabilities</a>
Available	<a href="#">Edit/Remove</a>	<a href="#">SPED Discipline Information System</a>

7. Click on this link to enter the site.