

NSSRS 101 for Superintendents

Nebraska Department of Education



NEBRASKA DEPARTMENT OF EDUCATION



Outline

- What's in it for you
- Collaboration, Communication and Teamwork
- Data Management, Security and Leadership
- Getting the Data in...Validating the Data
- Where Does the Data Go
- Support

What's In It For You?

- **Funding**
 - **State and Federal**
 - **Program \$\$\$**



What's In It For You?

- **Curriculum Leadership**
 - **Staff**
 - **Students**



What's In It For You?

- **Morale and Media**
 - **State of the Schools Report**
 - **Services Provided**
 - **Community Development**



Nebraska Department of Education

301 Centennial Mall South • P.O. Box 94987 • Lincoln, Nebraska

Collaboration

Communication

Teamwork

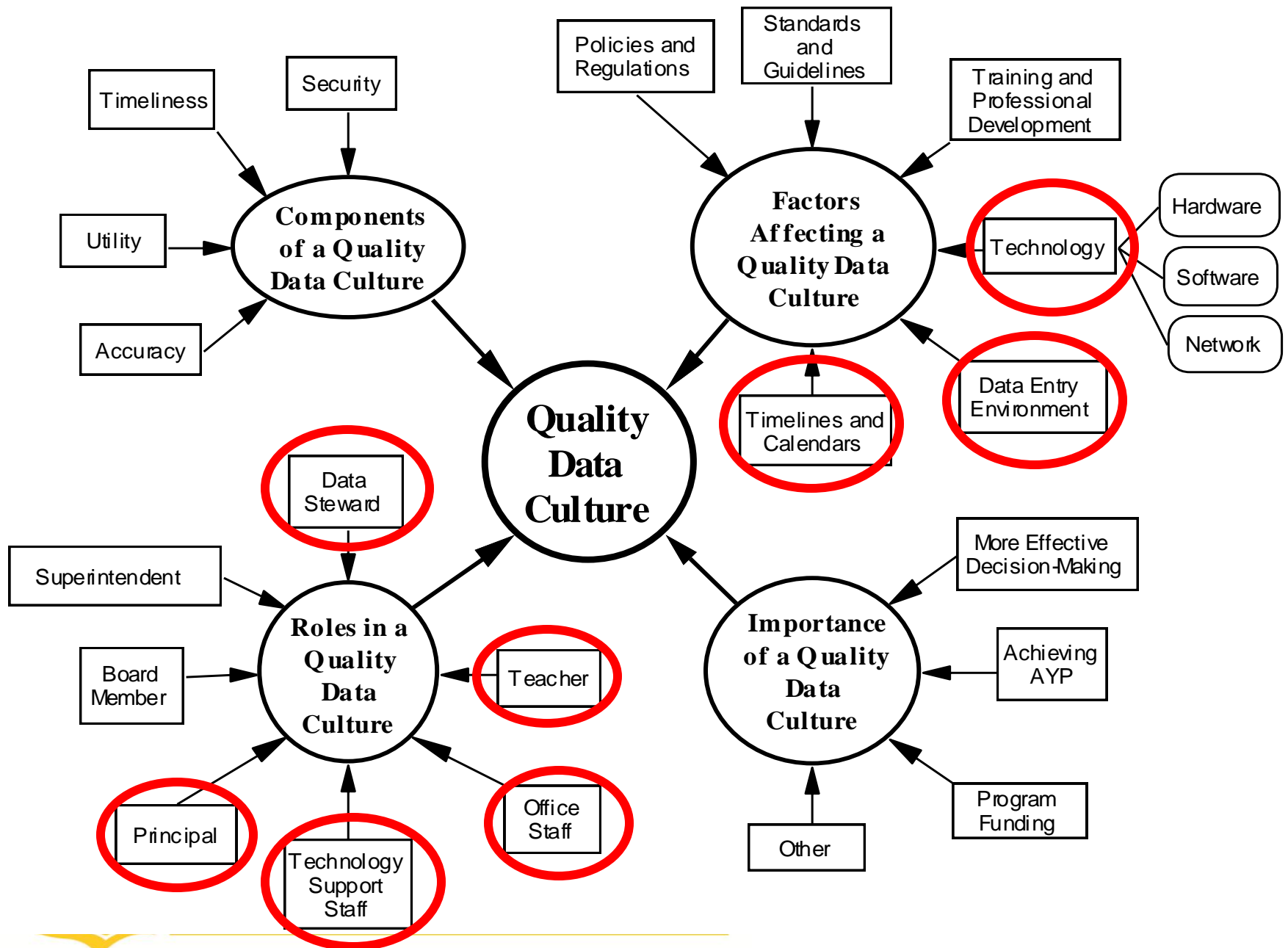


NEBRASKA DEPARTMENT OF EDUCATION

It's the Way Education Does Business

- Whose Data is It?
 - The District Owns the Data
- Whose Job is It?
 - Data Quality is Everyone's Job
- What are the attributes of good Data?
 - Timely
 - Scheduled
 - Accurate
 - Secured and Confidential





Data Concept Map

The simplicity of this map is it comes down to one of three things:

1. People
2. Process
3. Resources




Roles in a Quality Data Culture

Data Owners - are in the position to create, and have significant control over the content...and sometimes access to and distribution of the data. The data comes from the district – not the vendor and not the ESU.

Data Stewards - insure adequate, agreed upon quality of metrics are maintained on a continuous basis.

Data Partners - have significant influence and interest in the data and its resulting informational uses.





Data Quality Cultures Take Leadership

PROACTIVE MEASURES
VALUE-ADD ACTIVITY
ROLE-MODELING



NEBRASKA DEPARTMENT OF EDUCATION

Safety in Numbers - Create a Team

- Members of Team
 - Standing Team (Leadership, including Data Steward)
 - Full Team (includes all contributing data owners)
- Regular Time(s) to Meet and Communicate
- Appropriate levels of Access:
 - SIS
 - Portal
- Member Review of Data
 - Pre Submission Audit of data
 - Post Submission Audit of data (Validation/Verification) – *before Data Migration*



It Takes a Team...

- Office Staff
- Parent/Guardian and Students
- Teachers
- ELL Director
- SPED Director
- Guidance Counselor
- Gifted Coordinator
- Food Program Coordinator
- Superintendent
- Building Principals
- Federal Programs (Title Programs)
- Curriculum Director
- Assessment Coordinator
- Early Childhood Director
- Technology Staff
- Consolidated Data Collections (CDC) Steward
- Human Resources
- Business Manager
- Other




Nebraska Department of Education

301 Centennial Mall South • P.O. Box 94987 • Lincoln, Nebraska

Data Management

Security

and Leadership



NEBRASKA DEPARTMENT OF EDUCATION

The Portal and You

Management

- Security
 - Password Management
 - Levels of Clearance
- Data Collections Tab
 - CDC
 - Preview: SOSR
 - Curriculum Report
- Change Management

Management

Leadership

- Verification
 - CDC Interaction
 - Data Integrity
 - Incomplete
 - Inaccurate
 - Inconsistent
 - Gotchas!!!
- Data Migration
- Published Data

Leadership



District Admin Responsibility

- District Admin Login/password
- District Admin Tab
- Keeper of the Activation Codes for all collections
- Select and Assign Appropriate Roles Activation Codes
- Select and Assign Appropriate Modifier(s)



NSSRS Validation Security Options

- Roles
 - Predefined set of data access
 - Differentiated between student and staff
- Modifier
 - Provides additional data views via:
 - Student Lookups
 - Verification Reports



If your role is:	You will get access to:	Potential Individual Modifiers:
Student Data Steward	<ul style="list-style-type: none"> ○ All Student Error information <i>except</i> Free & Reduced Lunch ○ All Student Verification Reports <i>except</i> Free & Reduced Lunch ○ All Tools ○ Assessment data ○ Special Education data 	<ul style="list-style-type: none"> ○ Free & Reduced Lunch Program
Basic Student	<ul style="list-style-type: none"> ○ All Student Error information <i>except</i> Free & Reduced Lunch, Special Education and Assessment ○ All Student Verification Reports <i>except</i> Free & Reduced Lunch, Special Education and Assessment ○ Enrollment Lookup by ID ○ Expected Graduation Year Lookup ○ Programs Fact ○ Student Summary Attendance 	<ul style="list-style-type: none"> ○ Free & Reduced Lunch Program ○ Special Education Program ○ Assessment Program ○ Reprocess Errors ○ Student Demographics ○ Graduation Cohort Analysis Tool ○ Student Lookup by ID
Staff Data Steward	<ul style="list-style-type: none"> ○ All Staff Error information ○ All Staff Verification Reports ○ Reprocess Errors Tool 	
Basic Staff	<ul style="list-style-type: none"> ○ All Staff Error information ○ All Staff Verification Reports 	<ul style="list-style-type: none"> ○ Reprocess Errors Tool

Safeguard Sensitive Data to Guarantee Privacy and Confidentiality

“A data handler does not have the right to look at her neighbor’s child’s grades simply because she has access privileges to student information.”

“Legitimate Educational Interests”



NEBRASKA DEPARTMENT OF EDUCATION

Special Education

The Individuals with Disabilities in Education Act, (IDEA), incorporates and cross-references FERPA.

The IDEA provides other confidentiality and record management requirements in addition to FERPA, some specific to state education agencies like NDE. Staff persons who handle records and information regarding children with disabilities should familiarize themselves with the privacy requirements for records concerning such children at 34 CFR 300.560 through 300.577.

Correct handling and disclosure of records concerning children with disabilities is critical because the IDEA, unlike FERPA alone, provides for a personal private right of legal action, (lawsuit by the child's parents/guardians), for money damages against those who violate its provisions.



Free and Reduced Lunch

“The Healthy Meals for Healthy Americans Act of 1994, PL 103-448, amended Section 9(b)(2)(C) of the National School Lunch Act (NSLA) 42 U.S.C. 1751 (b)(2)(C) to allow, without consent, limited disclosure of information about free and reduced price meal or free milk eligibility. The disclosure limitations apply to all the Child Nutrition Programs. The statute also specifies a fine of not more than \$1,000 or imprisonment of not more than 1 year, or both for unauthorized disclosures of free and reduced price meal or free milk eligibility information.”



General Guidelines

Schools may disclose only student names and eligibility status, without parental consent, for the following programs:

- Elementary and Secondary Education Act (ESEA) Title I
- National Assessment of Educational Progress (NAEP)
- Carl Perkins Vocational and Technical Educational Programs
- Summer food Service Program
- 21st Century Community Learning Centers (ESEA, Title IV, Part B)
- Nebraska Student and Staff Record System (NSSRS)
- School District Fall Membership Report

The student names and eligibility status can be disclosed to “persons directly connected” with the seven programs listed above. The term “persons directly connected” includes Federal, State and Local program operators responsible for program administration or program compliance.





NEBRASKA DEPARTMENT OF EDUCATION

Portal

Helpdesk (888) 285-0556

[| Portal Home](#) | [Site Help](#) |



Portal Sign In

[Help](#)

Login ID:

Password:

- [Sign In](#)
- [Register](#)
- [Forgot Password](#)

This is a government computer system. Unauthorized access is prohibited. Anyone using this system is subject to monitoring. Unauthorized access or attempts to use, alter, destroy, or damage data, programs or equipment could result in criminal prosecution.

Collection Announcements

[Help](#)

****2011-2012 Title I Accountability Funds Application****

The 2011-2012 Title I Accountability Funds application became available in the GMS Tuesday, March 13, 2012 for those schools/ districts not making Federal AYP. This application is due to NDE April 13, 2012. For information regarding this application, please contact Diane Stuehmer at 402-471-1740 or e-mail diane.stuehmer@nebraska.gov

2010-2011 ARRA SPED IDEA Part B, CEIS, and Preschool Payments Only

The 2010-2011 ARRA SPED IDEA Part B, EI, and Preschool Payments Only Collection is available under the GMS tab. Only after you have received Email Confirmation that your application has been approved can you proceed with reimbursement for payment. If you have any questions or concerns, please contact the NDE Helpdesk.

GMS

The security feature that was implemented for IE 8 users has been temporarily taken out of the Grant Management System. If you use Internet Explorer 8, please log completely out of the browser before allowing someone else to use the same computer.

Upcoming Events

District Administrators



NEBRASKA DEPARTMENT OF EDUCATION



NEBRASKA DEPARTMENT OF EDUCATION

Portal

Helpdesk (888) 285-0556

Welcome

[Portal Home](#) | [Site Help](#) | [Sign Out](#)

NEW Helpdesk Request



Related Links

- [US Dept of Education](#)
- [NE Dept of Education](#)
- [NCES](#)

Collection Announcements

[Help](#)

****2011-2012 Title I Accountability Funds Application****

The 2011-2012 Title I Accountability Funds application became available in the GMS Tuesday, March 13, 2012 for those schools/ districts not making Federal AYP. This application is due to NDE April 13, 2012. For information regarding this application, please contact Diane Stuehmer at 402-471-1740 or e-mail diane.stuehmer@nebraska.gov

2010-2011 ARRA SPED IDEA Part B, CEIS, and Preschool Payments Only

The 2010-2011 ARRA SPED IDEA Part B, EI, and Preschool Payments Only Collection is available under the GMS tab. Only after you have received Email Confirmation that your application has been approved can you proceed with reimbursement for payment. If you have any questions or concerns, please contact the NDE Helpdesk.

GMS

The security feature that was implemented for IE 8 users has been temporarily taken out of the Grant Management System. If you use Internet Explorer 8, please log completely out of the browser before allowing someone else to use the same computer.



NEBRASKA DEPARTMENT OF EDUCATION

Tasks

[Help](#)

Collection Activation Codes

[Help](#)

Collection Activation Codes

[Administrator Reports](#)

This page provides District Administrators with the Activation Codes and Users for Data Collections.

Choose Collection:

[What are the different UserTypes?](#)

Choose District:

These codes are 10 characters long, and are Case Sensitive. They are made up of Numerals and Lower Case Characters. Codes will not contain any Upper Case letter I's, Upper Case letter O's, or Upper Case letter L's. However, Lower Case letter L's (l) can exist in the codes, and might be confused with number 1's. Please look closely to differentiate between these.

Collection Activation Codes

[Help](#)

This page provides District Administrators with the Activation Codes and Users for Data Collections.

Choose Collection:

[What are the different UserTypes?](#)

Choose District:

These codes are 10 characters long, and are Case Sensitive. They are made up of Numerals and Lower Case Characters. Codes will not contain any Upper Case letter I's, Upper Case letter O's, or Upper Case letter L's. However, Lower Case letter L's (l) can exist in the codes, and might be confused with number 1's. Please look closely to differentiate between these.

Consolidated Data Collection (CDC)

[Re-Load List](#)

Code	DistrictID	District	UserType	Users	Administrator Only	Instructions
j1b78913x	46-0001-000	WILLIAMSBURG DISTRICT	GENERAL	Multiple	False	View
Training	Training Staff					
Assessment	Assessment Staff					
Support	Support Staff					
Code	DistrictID	District	UserType	Users	Administrator Only	Instructions
a1b7845th	46-0001-000	WILLIAMSBURG DISTRICT	ASSESSMENT	Multiple	False	View
Training	Training Staff					
Assessment	Assessment Staff					
Support	Support Staff					

Tasks

[Help](#)

Administrator Reports

[Help](#)

[Collection](#)
[Activation Codes](#)

[Administrator Reports](#)

Choose Report:

Choose District: [View Report](#)

<div> 1 of 3 </div> <div> Select a format </div> <div> Export </div>			
Collection	User Name	User Type	Date User was Added
Annual Financial Report – 2009-2010			
		Districts	9/28/2010
		Districts	10/1/2010
Annual Financial Report – 2010-2011			
		Districts	10/17/2011
		Districts	10/13/2011
Application for IDEA "Base/Preschool Enrollment Poverty Allocation"			
		IDEA Base User	1/31/2011



Student and Staff Record System

Available

You have access to this online System.
Please proceed by clicking on the name in Name/Link column.

Status	Activation Code(s)	Name/Link
Available	Edit/Remove	NSSRS Data Manager

Online

Enter your code for access to a system by clicking on 'Add' under Req

Status	Activation Code(s)	Name
Offline		NDE Staff ID
Offline		NDE Staff ID Download
Offline		NSSRS Administration (Delete Tool)
Available	Add	NSSRS Validation
Offline		Postsecondary Data Manager
Offline		ReportNet
Offline		Student Unique Identifier (Uniq-ID)

NSSRS Secured Information Website

State Student Record System Information

Activation Code

Add

This Activation Code is available from your District Administrator.
District Administrators, [click here](#) for Activation Codes.
[What are the different UserTypes?](#)

Agency ID	Name	UserType
-----------	------	----------

Nebraska Department of Education


301 Centennial Mall South • P.O. Box 94987 • Lincoln, Nebraska

The Process

Getting Data In

Validation

Approval



NEBRASKA DEPARTMENT OF EDUCATION

Local Computer



**Student Information System
(SIS)**



NSSRS



NEBRASKA DEPARTMENT OF EDUCATION

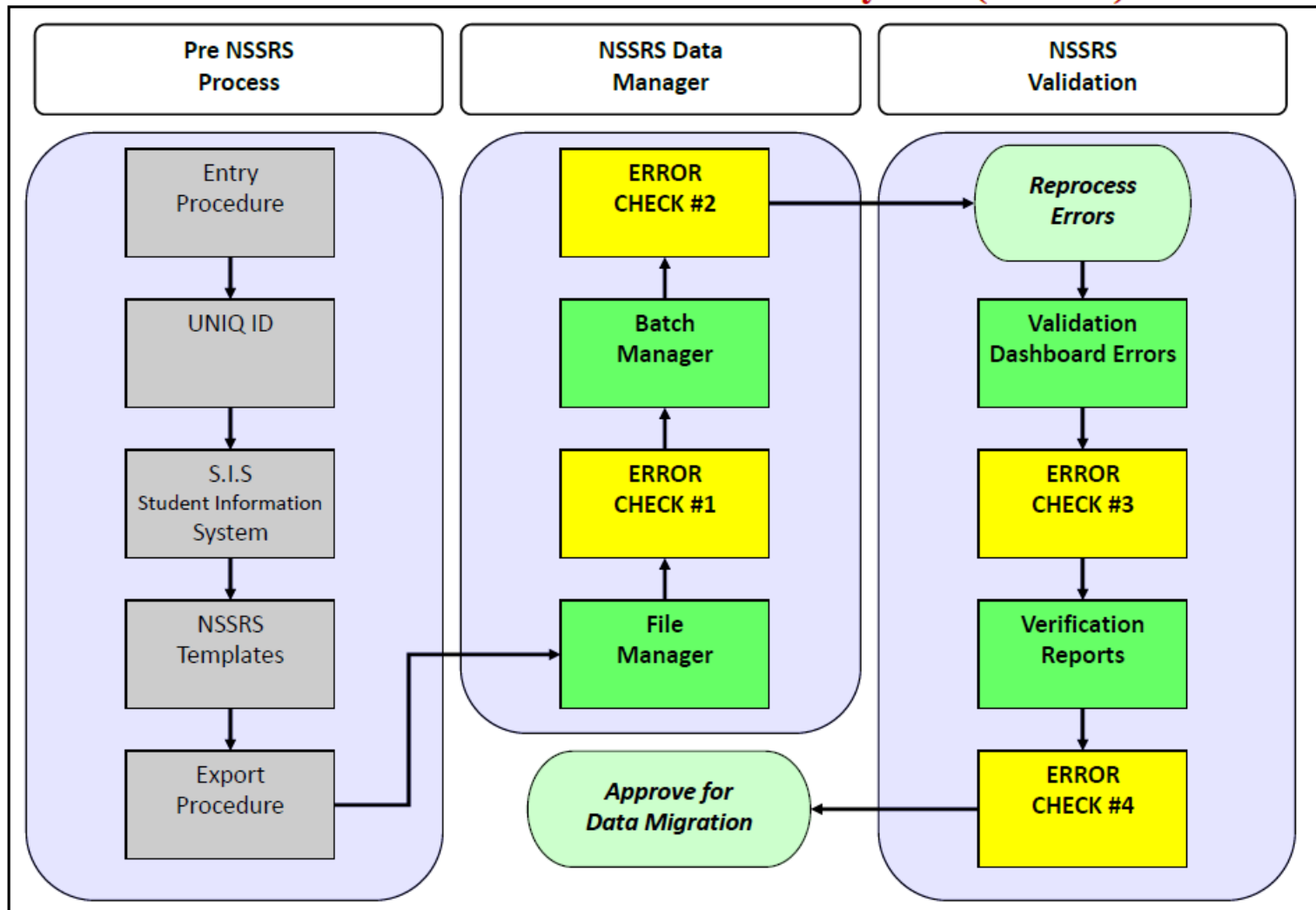
Change Management

- SIS is the Mother
 - SIS Updates and Patches
 - SIS Corrections – Clean Source
- Updates and Corrections
 - Expected: Changes in Student & Staff Populations
 - Extraordinary: Race & Ethnicity-Staff and Student
- Supporting Policy and Procedure
 - Is it Current?
 - Authenticating Documentation
 - Intake Process – Make or Break!!

...takes Leadership



Nebraska Student and Staff Record System (NSSRS)



Ensure That Quality Data is Submitted

- Work with the Data Steward and others submitting the data to complete a validation process
- Make sure data is complete and accurate
- Not only can inaccurate data **cost you money** but it can also lead to **poor instructional decisions**
- Poor data will lead you to **false conclusions**



Validation

Multiple Detailed and Multiple Aggregate Reports
Available for Data Quality Validation & Verification



Static Reports Allow you to...

- Verify student counts by groups, grade, gender, ethnicity, etc.
- Check staff reported for accurate demographic information, endorsement status, multiple assignments etc.
- Review the accuracy and completeness student grade reports
- Monitor the status of your graduation cohort four years in advance
- Verify special education counts
- Check your ADA/ADM for state aid purposes



Dynamic Look Up Tools

- Search for students by name and examine demographic characteristics
- Identify, by name, special education services being delivered
- If you find extra or missing students on verification reports you can search by **specific student names** for groups in which they are included
- Create files that can be matched to assessment data files and files from other sources allowing **student level data analysis**





NEBRASKA DEPARTMENT OF EDUCATION

NSSRS Validations

Current District: [\(Change District\)](#)

Year: 2012-06-30 [\(Change Year\)](#)

Current User: jhoesin

User Access: [Data Steward](#)

[Home](#) [Errors](#) [Verification Reports](#) [Lookups by ID](#) [System Lookups](#) [Exit](#)

NSSRS Validation Home



District Progress:

Window: DUE JUNE 30

Template Name	Records	Errors	Warnings
STUDENT	184	0	0
SCHOOL ENROLLMENT	186	0	0
STUDENT SUMMARY ATTENDANCE	0	0	0
ASSESSMENT FACT	0	0	0
PROGRAMS FACT - EARLY CHILDHOOD	0	0	0
PROGRAMS FACT - CAREER EDUCATION	0	0	0
PROGRAMS FACT - HOMELESS	0	0	0
PROGRAMS FACT - INTERIM	0	0	0
TITLE I PROGRAMS	0	0	0
SPECIAL EDUCATION SNAPSHOT [MONTHLY/YEAR-END]	0	0	0
POST SCHOOL SURVEY - 2010-06-30	0	0	0
STUDENT GRADES	1054	0	0

Change Window:

[District Progress Help \(pdf\)](#)

Current District: [\(Change District\)](#)

Year: 2012-06-30 [\(Change Year\)](#)

[Home](#) [Errors](#) [Verification Reports](#) [Lookups by ID](#) [System Lookups](#) [Exit](#)

NSSRS Validation Home

Student

Staff


District Progress:

Window: DUE JUNE 30

Template Name	Records
STUDENT	184



NEBRASKA DEPARTMENT OF EDUCATION



NEBRASKA DEPARTMENT OF EDUCATION

NSSRS Validations

Current District: MULLEN PUBLIC SCHOOLS [46-0001] [\(Change District\)](#)
Year: 2012-06-30 [\(Change Year\)](#)

Current User: jhoesing
User Access: [Data Steward](#)

[Home](#) [Errors](#) [Verification Reports](#) [Lookups by ID](#) [System Lookups](#) [Exit](#)

Student Verification Reports

- ☒ Report returned to web browser (can be printed or saved as PDF.)
- ☐ Report returned as Excel spreadsheet.

Note: Reports preceded by ** cannot be returned in Excel format and will only appear in the web browser.

General and Miscellaneous

Assessment

Career Education

Early Childhood

Enrollment

Membership and Attendance


Special Education

Student Grades

Title I



Membership and Attendance



Membership and Attendance		
**Membership by Grade, Race and Gender	By School	Student Snapshot and School Enrollment Templates for the selected school year need to have been uploaded.
	By District	
Comparison Of Membership Totals	View Report	Student Snapshot and School Enrollment Templates for the selected school year need to have been uploaded
Option Out Students	October Snapshot	October Student Snapshot and School Enrollment Templates from the optioning in districts for the selected school year need to have been uploaded. Use this report when verifying Option Out students for State Aid purposes.
	Student Template	Student and School Enrollment Templates from the optioning in districts for the selected school year need to have been uploaded.
**Average Daily Attendance and Average Daily Membership	By School	Student Summary Attendance Template and an updated Student Template for the selected school year need to have been uploaded. In addition, the CDC collection DAYS IN SESSION/INSTRUCTIONAL PROGRAM HOURS must be completed for the current school year.
	By District	
Student Summary Attendance Records	View Report	Student Summary Attendance Template and an updated Student Template for the selected school year need to have been uploaded.
Contract Out Students	Count for State Aid	Student and School Enrollment Templates for the selected school year need to have been uploaded.
	Current count	



Membership By Grade, Race and Gender

Date Printed: 4/15/2010

All Pre-K Students

K-12 Students with Full Time Equivalency (FTE) Greater Than 50%

Date as of: 10/1/2008

GRADE	American Indian/Alaska Native		Black, Not Hispanic		Hispanic		White, Not Hispanic		Total
	Female	Male	Female	Male	Female	Male	Female	Male	
PK	0	0	0	0	1	0	14	16	31
KG	1	0	0	0	0	0	13	14	28
01	0	0	0	0	0	0	13	7	20
02	0	0	0	0	0	0	9	18	27
03	0	0	0	0	0	0	12	8	20
04	0	0	0	0	1	0	12	11	24
05	0	0	1	0	0	0	13	12	26
06	1	0	0	0	0	0	11	11	23
07	0	0	0	0	1	0	10	12	23
08	0	0	0	0	0	3	9	16	28
09	0	0	0	0	0	1	18	18	37
10	0	0	0	0	0	0	8	17	25
11	0	0	0	0	1	0	11	19	31
12	0	0	0	0	0	0	14	16	30
Total	2	0	1	0	4	4	167	195	373

Membership Report

Select Report Level

☒ District Report

☐ School Report

Select Snapshot Month

☐ October Student Snapshot (Fall Membership Report)

☐ Year-end Student Snapshot

Display Report

373



NEBRASKA DEPARTMENT OF EDUCATION

Nebraska Department of Education
STUDENT GROUP COUNTS
School Year: 2009-2010

Student Snapshot - Snapshot Date: 2009-10-01

DISTRICT:  (31)

Verified Disability Flag

Yes/No	Count
Yes	61
No	606
Total Verified Disability Flag	<u><u>667</u></u>

LEP Participation

Yes/No	Count
Yes	16
No	651
Total LEP Participation	<u><u>667</u></u>

Section 504

Yes/No	Count
Yes	4
No	663
Total Section 504	<u><u>667</u></u>

Foreign Exchange Student

Yes/No	Count
Yes	2
No	665
Total Foreign Exchange Student	<u><u>667</u></u>

Immigrant Indicator

Status	Count
Not an Immigrant	667
Total Immigrant Indicator	<u><u>667</u></u>

LEP Eligibility

Status	Count
Yes	16
No	651
Total LEP Eligibility	<u><u>667</u></u>

English Language Proficiency

Status	Count
Not LEP	651
LEP	16
Total English Language Proficiency	<u><u>667</u></u>

*Includes only students in with >50% FTE for all Counts except for Pre-K students
Report does not include data for Option Out students - see separate report for this data
Report does not include data for Contract Out date - See Student Lookup by Demographics for this data*



School Year: 2009-2010

DISTRICT: (31)

Option In	
Grade	Count
KG	5
01	7
02	11
03	8
04	2
05	2
06	8
07	8
08	5
09	15
10	5
11	11
12	5
Total Option In	<u>92</u>

No Records For This Item



This report is based upon numbers submitted in the Student Summary Attendance Template for all students contained in the Student Template and upon "Days In Session" as collected from the district through the Consolidated Data Collection.

	Aggregate Days Attendance All Students (Including Enrollment Option) (1 dec. place)	Aggregate Days Absence All Students (Including Enrollment Option) (1 dec. place)	Aggregate Days Membership (1 dec. place)	Days In Session (1 dec. place)	Average Daily Attendance (2 dec. places)	Average Daily Membership (2 dec. places)
	(1)	(2)	(3) = (1) + (2)	(4)	(5) = (1) / (4)	(6) = (3) / (4)
PK	1,809.9	0.0	1,809.9	*	14.14	14.14
HK	56.4	2.4	58.8	*	0.58	0.60
KG	4,113.6	141.0	4,383.1 *	*	25.53	26.43
01	3,315.5	44.5	3,404.5 *	*	19.73	20.00
02	4,453.0	156.0	4,761.0 *	*	26.50	27.43
03	3,324.0	36.0	3,396.0 *	*	19.78	20.00
04	4,095.0	189.0	4,465.5 *	*	24.37	25.50
05	4,237.5	130.5	4,498.5 *	*	25.23	26.00
06	3,879.0	69.0	4,006.5 *	*	23.09	23.50
07	3,784.0	155.0	4,094.0 *	*	22.13	23.04
08	4,624.5	163.5	4,951.5 *	*	27.04	28.00
09	6,080.5	251.5	6,570.0 *	*	35.56	37.03




Data Collections Tab

- CDC
- Preview: SOSR
- Data Reporting System
- Graduation Cohort Analysis Tool



Official Nebraska Government Website



NEBRASKA DEPARTMENT OF EDUCATION

[HOME](#) | [HELP](#) | [FEEDBACK](#) [LOGOUT](#)

2010-2011 State of the Schools Report
A Report on Nebraska Public Schools

State
School District
School Building

SCHOOL DISTRICT:


Printer Friendly version

Preview Window
[Instructions](#)
[Audit AYP Data](#)
[Contact Us](#)

District Information
[Description](#)
[Profile](#)
[Improvement Goals](#)
Nebraska Performance Accountability System (NePAS)
[State Accountability](#)
Nebraska State Accountability
NeSA Reading Scores
[All Students](#)
[Special Education-Alternate](#)
[Gender](#)
[Race/Ethnicity](#)
[Free/Reduced Price Meals](#)
[Migrant](#)
[Special Education](#)
[English Language Learners](#)
[Highly Mobile Students](#)
Nebraska State Accountability
NeSA Math Scores
[All Students](#)
[Special Education-Alternate](#)
[Gender](#)
[Race/Ethnicity](#)
[Free/Reduced Price Meals](#)
[Migrant](#)
[Special Education](#)
[English Language Learners](#)
[Highly Mobile Students](#)
Science Performance (STARS)
[All Students](#)
[Special Education-Alternate](#)
[Gender](#)
[Race/Ethnicity](#)
[Free/Reduced Price Meals](#)

SCHOOL DISTRICT:

[Instructions](#)

Instructions to Nebraska Schools for Reviewing Local Information in the State of the Schools Report (SOSR) Preview

You will be viewing embargoed data

The data you are able to view is still being corrected. You are asked to not share this information with others outside of your authorized district personnel.

Important Note About Embargoed Data:

We want schools to report the most accurate information possible. Although the state averages on the website are based on real data, changes in school district and building data will result in changes in state averages. Therefore, the state data including state averages and district ratings are embargoed until they are released to the public. **We request that you release NO state level data to the press or public until notified by NDE.**

The SOSR Preview provides all districts the opportunity to review:

1. All data that will be displayed to the public on the State of the Schools Report. You are able to view only your own school district and building data in the SOSR Preview.
2. New Highly Mobile Students and Cohort Four-Year Graduation data is available for reviewing.
3. Adequate Yearly Progress (AYP) decisions that have been made on the data submitted by the districts through the Nebraska Student and Staff Record System (NSSRS). In the law, NCLB requires the districts to make the AYP decisions for schools and the State to make the AYP decisions for the districts. Due to the complexity of the procedure used to make AYP decisions, the State has determined both school and district AYP Status. This year, districts will not be able to preview their AYP decisions until mid-september. U.S.





NEBRASKA DEPARTMENT OF EDUCATION

CDC Consolidated Data Collection Helpdesk (888) 285-0556

[Click for Instructions](#)
[Click to view Calendar](#)
[Home](#)
User ID: [REDACTED]

Current District: SCHOOLS

School Year: 2011-2012

Admin Functions:
[Change Districts](#) ▼

[Submit](#)
[Logout](#)

Open Collections:

CATEGORY	COLLECTION	SUBMITTED	APPROVED	DUE DATE
DISCIPLINE	Excessive Absenteeism Monthly Collection	*	*	03-10-2012
GENERAL	ARRA Section 1512 Report	No	No	04-05-2012
GENERAL	Graduation Cohort Resolution Request (Optional)	No	No	06-30-2012
STAFF	Substitute Teachers	No	No	06-30-2012
GENERAL	Human Resources Director Contacts	Yes	Yes	06-30-2012
GENERAL	Technology Plan	Yes	Yes	03-01-2012

*Enter the collection to view submission status.

Closed Collections:

CATEGORY	COLLECTION	SUBMITTED	APPROVED	DUE DATE
FINANCIAL	School Age Final Financial Report (FFR)	No	No	10-31-2012
GENERAL	Teacher and Principal Evaluation Survey	No	No	06-30-2012
TITLE I	Annual Participation Report	No	No	06-30-2012
ASSESSMENT	State Of The Schools Report	No	No	06-30-2012
DISCIPLINE	Report of Suspensions/Expulsions	No	No	06-30-2012
GENERAL	Days In Session/Instructional Program Hours	No	No	06-30-2012
GENERAL	ESU/District/System/School Information Report	No	No	06-30-2012
TRANSPORTATION	Pupil Transportation Report	No	No	06-30-2012
GENERAL	Elementary Class Size	No	No	06-30-2012
GENERAL	Summer School Supplement	Yes	Yes	08-31-2011
GENERAL	Two-Year New School Adjustment Application	Yes	Yes	10-15-2011
GENERAL	Student Growth Adjustment	Yes	Yes	10-15-2011
GENERAL	Elementary Site Allowance	Yes	Yes	10-15-2011
GENERAL	Summer School Student Unit	Yes	Yes	10-15-2011
GENERAL	Assessed Valuation and Levies	Yes	Yes	10-15-2011
GENERAL	Instructional Time	Yes	Yes	10-15-2011
GENERAL	PK Instructional Program Hours/K Program	Yes	Yes	10-15-2011
STAFF	Teacher Vacancy Survey	Yes	Yes	11-30-2011
STAFF	Non-Certificated Staff	Yes	Yes	01-07-2012
STAFF	Request For IT Supplemental Endorsement	No	No	11-30-2011

Gotchas!

- ▶ Summer Exiters (after June 30)
- ▶ Dropouts (202)
- ▶ Completers (203, 204, 207)
 - Cohort Ramifications
- ▶ Collisions with CDC
 - Days in Sessions
 - Science Assessment by Grade Level
 - Range of Grades (PK by ESU)

(Warning: List is not a complete list...)



Data Migration (Collection Approval)

- Purpose: Superintendent's (District Admin) Digital Signature
- Signifies Approval of Data for State and Federal Use
- Locks Data (*)
- Done at the completion of Validation and Verification Activities
- Found within "Data Manager"

(*) Can be unlocked prior to close of data collection



Collection Approval



Student and Staff Record System

Available

You have access to this online System.
Please proceed by clicking on the name in Name/Link column.

Status	Activation Code(s)	Name/Link
Available	Edit/Remove	NDE Staff ID
Offline		NDE Staff ID Download
Available	Edit/Remove	NSSRS Data Manager
Available	Edit/Remove	NSSRS Secured Information Website
Available	Edit/Remove	NSSRS Validation
Available	Edit/Remove	Staff Reporting
Available	Edit/Remove	Student Unique Identifier (Uniq-ID)





NEBRASKA DEPARTMENT OF EDUCATION

NSSRS Data Manager Helpdesk (888) 285-0556



Menu
Home
Upload
File Manager
Batch Manager
Collections Approval
External Links
NSSRS Documents
NDE Portal Login

System Messages		
Date	Subject	Message
No messages available.		
Open Collections		
Collection	Description	
Year-end 2011-2012	2011-2012 Year-end Collection	

Copyright © 2011, eScholar LLC

v. 13.0.0

Menu
Home
Upload
File Manager
Batch Manager
Collections Approval
External Links
NSSRS Documents
NDE Portal Login

District/Collection Approval

Once your data is marked as approved, you will no longer be able to upload or process any template files. This status will remain until the administrator resets the status.

School Year Range Start:		School Year Range End:		Approval Status:		Filter
2012-06-30		2012-06-30		All		
School Year	Collection	Description	Status	Date of Status	Action	
2012-06-30	Fall 2011-2012	2011-2012 Fall Collection	Approved	10/21/2011		
2012-06-30	Summer 2011-2012	Summer 2011-2012 Collection	Not Approved			



Copyright © 2011, eScholar LLC

v. 13.0.0




NEBRASKA DEPARTMENT OF EDUCATION



Due Dates

Savage Chickens

by Doug Savage



NEB

www.savagechickens.com

Sample Fall Calendar


Data Collection/Form	Due Date	Review Period Ending date – FINAL NO CHANGES
Non Certificated Staff	31-Oct	15-Nov
Carl D. Perkins Career and Technical Education Act Report	10-Aug	15-Nov
Summer School Supplement	31-Aug	15-Nov
Elementary Class Size	15-Oct	15-Nov
Summer School Student Unit	15-Oct	15-Nov
Elementary Site Allowance	15-Oct	15-Nov
Assessed Valuation and Levies	15-Oct	15-Nov
Two-Year New School Adjustment Application	15-Oct	15-Nov
Student Growth Adjustment	15-Oct	15-Nov
Instructional Time	15-Oct	15-Nov
PK Instructional Program Hours/K Program	15-Oct	15-Nov
NSSRS Staff Data	31-Oct	15-Nov
Membership (last Friday in September)	31-Oct	15-Nov
SPED Child Count	31-Oct	15-Nov
EC Program Participation	31-Oct	15-Nov
Nonpublic Membership	31-Oct	15-Nov



Nebraska Department of Education

301 Centennial Mall South • P.O. Box 94987 • Lincoln, Nebraska

Where does the data Go?



NEBRASKA DEPARTMENT OF EDUCATION

Federal Programs

<http://www.nde.state.ne.us/federalprograms/index.htm>

The screenshot shows the Nebraska Department of Education's Federal Programs website. At the top, the header includes the department's name and the title 'FEDERAL PROGRAMS'. Below this is a navigation bar with contact information. The main content area is divided into two columns. The left column contains a 'Links' section with a list of resources such as 'NCLB Programs', 'NCLB Documents', 'NCLB Grants in Nebraska', 'NCLB Qualified Teachers', 'NCLB Updates', 'Non-Public Schools & NCLB', 'Grants Management System', and 'Perkins Federal Career Education Program'. Below the links is a 'Documents' section with a note about the availability of documents. The right column features a welcome message, a list of links to programs, documents, and forms, and a section for 'Title I Guidance Update'. This section includes links to 'NDE Bulletins', 'Title I Allocations For 2008-2009', 'Title IC-Title V Allocations For 2008-2009', and 'Public-NonPublic Membership Associated With Title IV Allocations'. At the bottom of the right column is a 'Featured Documents' section.

Nebraska Department of Education
FEDERAL PROGRAMS
■ 301 Centennial Mall South ■ P.O. Box 94987 ■ Lincoln, Nebraska ■ 68509 ■ 402-471-2295 ■

NDE Federal Programs > [Home](#)

Links

- [NCLB Programs](#)
- [NCLB Documents](#)
- [NCLB Grants in Nebraska](#)
- [NCLB Qualified Teachers](#)
- [NCLB Updates](#)
- [Non-Public Schools & NCLB](#)
- [Grants Management System](#)
- [Perkins Federal Career Education Program](#)

Documents

The latest documents are available from the list on the right. All other documents are available by clicking on the [NCLB Documents](#) link.

Welcome to the Nebraska Department of Education Federal Programs website!

Click on the buttons below to find links to programs, documents, helpful forms, and online resources to the Nebraska Department of Education Grants Management System, No Child Left Behind, Title Programs and other links of interest.

Title I Guidance Update

NDE Bulletins
[NDE Bulletins](#) include information on NSSRS/STARS/NCLB and provide updated information or clarifications as we progress through the end-of-the-school year reporting, etc.

Title I Allocations For 2008-2009
[PDF/posted 07.30.08](#)

Title IC-Title V Allocations For 2008-2009
[PDF/posted 07.30.08](#)

Public-NonPublic Membership Associated With Title IV Allocations
[PDF/posted 07.08](#)

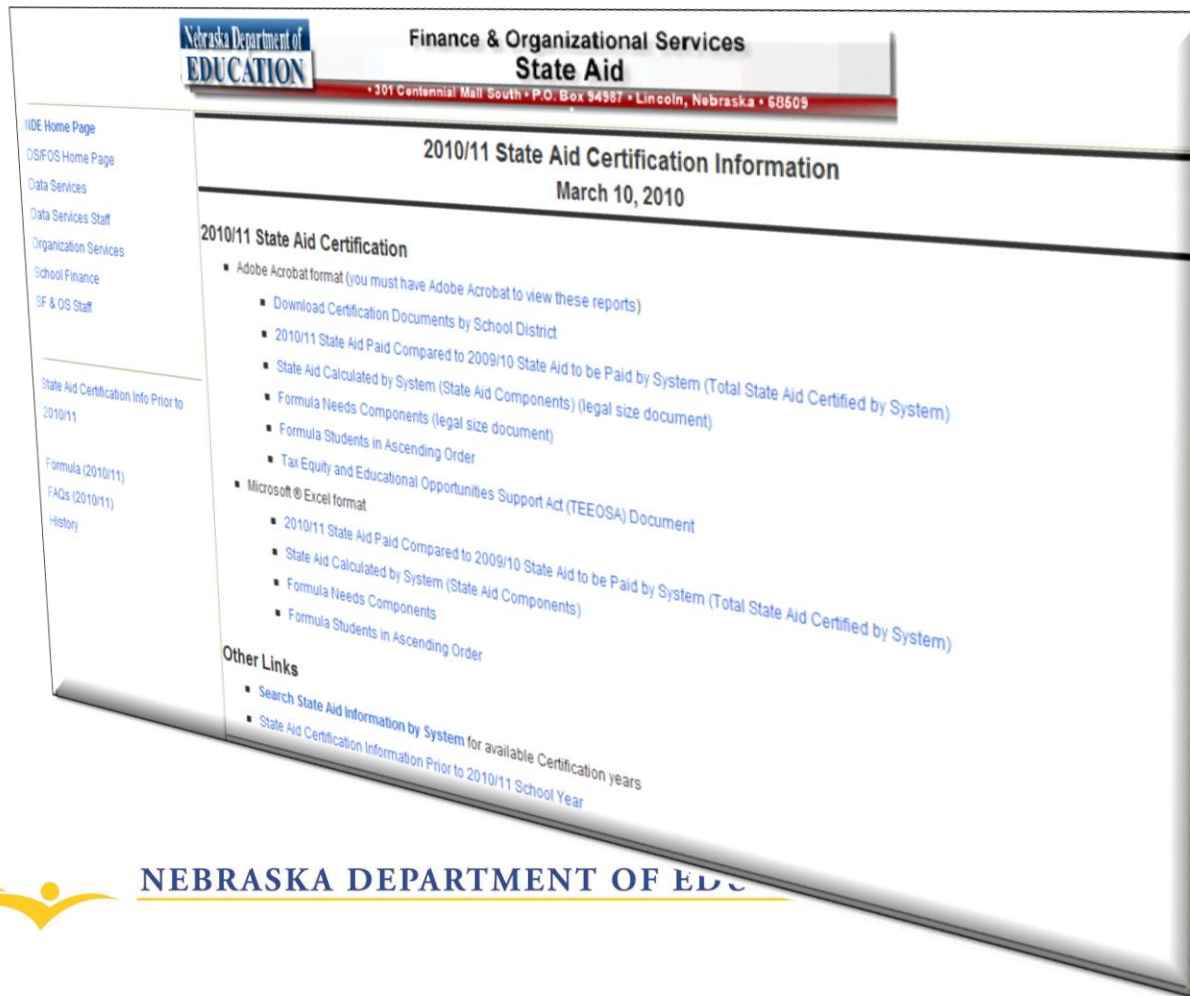
Featured Documents



NEBRASKA DEPARTMENT OF EDUCATION

State Aid

<http://www.education.ne.gov/FOS/Index.html>



NEBRASKA DEPARTMENT OF EDUCATION

State of the Schools Report (SOSR)

<http://reportcard.education.ne.gov>

- Reports approximately 70 data points for performance comparison
 - Includes both State and Federal reportable data
 - Includes Teacher and Student populations
 - Can be previewed well in advance of publication –
- ☐ ***Preview: SOSR found in Portal under Data Collections Tab – 24 hours after filing data in NSSRS***



NEBRASKA Department of Education

[HOME](#) | [LINKS](#) | [HELP](#) | [FEEDBACK](#)

2008-2009 State of the Schools Report A Report on Nebraska Public Schools

State

School District

School Building

Last Updated 2/25/2010

October 2009


Welcome to the State of the Schools Report,

Student learning - a laser-like focus on student learning - requires all Nebraska schools and our communities to place student learning at the top of their priority list.

The State of the Schools Report is all about student learning. As you study the report, you will learn how well our students are meeting our goal of excellence in reading, writing, mathematics and science. This report will allow you to look at the performance of students at the state, district and building levels.

The wealth of data here must guide state and local decision making. As you look at the performance of students on state standards, you will see that Nebraska students continued their trend of incremental improvement. I encourage you to look at national test results as well state results.

National tests measure how well our students are performing compared to students across the country. Results on the ACT college entrance exam, standardized tests and the National Assessment of Educational Progress (NAEP), also known as the nation's report card, tell their own story. On those tests Nebraska

[Quick Facts in PDF Format](#)[ENGLISH VERSION](#)[Click here for School District Recognition](#)[Family Activities for Math Grades 1 & 4](#)[Family Activities that Support Literacy](#)

2008-2009 State of the Schools Report A Report on Nebraska Public Schools

[State](#)[School District](#)[School Building](#)[Printer Friendly version](#)

STATE

► Commissioner's Statement

October 2009

Welcome to the State of the Schools Report.

Student learning - a laser-like focus on student learning - requires all Nebraska schools and our communities to place student learning at the top of their priority list.

The State of the Schools Report is all about student learning. As you study the report, you will learn how well our students are meeting our goal of excellence in reading, writing, mathematics and science. This report will allow you to look at the performance of students at the state, district and building levels.

The wealth of data here must guide state and local decision making. As you look at the performance of students on state standards, you will see that Nebraska students continued their trend of incremental improvement. I encourage you to look at national test results as well state results.

National tests measure how well our students are performing compared to students across the country. Results on the ACT college entrance exam, standardized tests and the National Assessment of Educational Progress (NAEP), also known as the nation's report card, tell their own story. On those tests Nebraska students also consistently score higher than students nationally. While the data picture at first glance is one of success, we all must drill deeper into the data. Nebraska schools and those across the country are facing a significant challenge as they work to close the achievement gaps among groups of students.

Yes, our schools are successful and have incrementally raised the achievement of all students. Yet, gaps persist. We must work to correct that. Students with special needs, students from low-income families and students from some ethnic and racial groups continue to perform lower than white students.

Our goal is to ensure that all our students are career- and college-ready when they

Introduction

[Commissioner's Statement Profile](#)

Data Analysis Tools

[Compare Districts](#)[Compare Buildings](#)[Custom Compare Districts](#)[Custom Compare Buildings](#)[Favorites](#)

Accountability

[State Overview & Ratings](#)[Federal Overview & Results](#)

Reading Performance

[All Students](#)[Special Education-Alternate](#)[Gender](#)[Race/Ethnicity](#)[Free/Reduced Price Meals](#)[Migrant](#)[Special Education](#)[English Language Learners](#)

Math Performance

[All Students](#)[Special Education-Alternate](#)[Gender](#)[Race/Ethnicity](#)[Free/Reduced Price Meals](#)[Migrant](#)[Special Education](#)[English Language Learners](#)

Science Performance

[All Students](#)[Special Education-Alternate](#)[Gender](#)[Race/Ethnicity](#)[Free/Reduced Price Meals](#)[Migrant](#)[Special Education](#)[English Language Learners](#)

Writing Performance

Select a District by

☒ District Name ☐ County Name
☐ City Name ☐ Educational Service Unit

Type District Name

Search

Select a Map by

[County](#) | [Educational Service Unit](#)

Favorite Districts (max15):

No Favorites to Display

Manage Favorites

Add to Favorites Howto



2008-2009 State of the Schools Report A Report on Nebraska Public Schools

State

School District

School Building

SCHOOL DISTRICT: PUBLIC SCHOOLS



Printer Friendly version

▶ Adequate Yearly Progress

District Level AYP Status: NOT MET

Click to choose:



Federal Accountability: School District Students in Elementary School 2008 - 2009

Federal District Decisions

Year	Total Number of Decisions Reading and Mathematics		Explanation of Decisions										Assessment Quality	
			Reading				Mathematics				Writing			
			Performance		Participation		Performance		Participation					
	Goals MET	Groups >= 30 *	Groups that MET Goal	Eligible Groups >=30 *	Groups that MET Goal	Eligible Groups >=30 *	Groups that MET Goal	Eligible Groups >=30 *	Groups that MET Goal	Eligible Groups >=30 *				
2007 - 2008	8	12	0	3	3	3	2	3	3	3	★	MET	MET	

District Information

[Description](#)
[Profile](#)
[Improvement Goals](#)

Data Analysis Tools

[Compare to Other Districts](#)
[Custom Compare to Other Districts](#)
[Favorites](#)

Accountability

[District Characteristics & Ratings](#)

Reading Performance

[All Students](#)
[Special Education-Alternate](#)
[Gender](#)
[Race/Ethnicity](#)
[Free/Reduced Price Meals](#)
[Migrant](#)
[Special Education](#)
[English Language Learners](#)

Math Performance

[All Students](#)
[Special Education-Alternate](#)
[Gender](#)
[Race/Ethnicity](#)

Free/Reduced Price Meals
Migrant
Special Education
English Language Learners
Science Performance
All Students
Special Education-Alternate
Gender
Race/Ethnicity
Free/Reduced Price Meals
Migrant
Special Education
English Language Learners
Writing Performance
All Students
Special Education
English Language Learners
Gender
Race/Ethnicity
Free/Reduced Priced Meals
Migrant
Federal Accountability
AYP-Adequate Yearly
Progress by Grade Range
NCLB Qualified Teachers
National Student Performance
Standardized Reading Test
Standardized Math Test
ACT Results
Career Education
Career Education Programs of Study
Career Education Performance

2008	6	12	0	3	0	3	3	3	3	3	3	*	MET	MET
- 2009														

Two consecutive years of not meeting the state goals in the same subject area considering all the eligible groups in all grade levels in the district identifies it as being in need of improvement. Small schools with no groups of 30 must receive Good, Very Good or Exemplary decisions on both the quality of their assessments and the performance of students on standards.

Federal Accountability (AYP) 2007 - 2008: NOT MET

Federal Accountability (AYP) 2008 - 2009: NOT MET

AYP Status Decision for Consecutive Years of Progress:

2007 - 2008: NOT MET

2008 - 2009: NEEDS IMPROVEMENT

Click "Data Definitions and Explanations" for full explanation of the AYP Status Decision:



**Data Definitions
& Explanations**

* To meet federal accountability requirements, school districts and buildings with 30 more students in any of nine groups must meet the following federal accountability goals:

- **Reading Performance** 81 percent of elementary students, 81 percent of middle school students and 83 percent of high school students scoring proficient on state standards.
- **Reading Participation** At least 95 percent of the students must have been assessed in reading.
- **Mathematics Performance** 83 percent of elementary students, 79 percent of middle school students and 81 percent of high school students scoring proficient on state standards.

Special Education Facts
District Performance Part B
Student Characteristics
Enrollment
Free/Reduced Priced Meals
School Mobility Rate
English Language Learners
Special Education
Race/Ethnicity
Teachers
Teacher Count
Race/Ethnicity
Master's Degrees
Experience
Teacher Qualifications
Teacher Salaries
Schools
Accreditation
Attendance Rate
Dropout Rate - ALL
Graduation Rate - ALL
Finance-Receipts
Finance-Expenditures
Language Arts Graduation Requirements
Mathematics Graduation Requirements
Reports
Printed Report
Download
District Download
Northern Tier Report
Northern Tier Report

- Mathematics Participation
- Other Academic Indicator *Writing*
- Other Academic Indicator *Graduation Rate*
- Assessment Quality

state standards.

At least 95 percent of the students must have been assessed in mathematics.

The other academic indicator for elementary and middle school: 62 percent of elementary students and 61 percent of middle school students scoring proficient on statewide writing assessments.

The other academic indicator for high school: high school graduation rate of 83.97 percent.

Quality of assessments must be rated Good, Very Good or Exemplary.

Percentage of students meeting federal accountability goals: student performance and participation.

Student Performance: Reading				
Student Groups	2007 - 2008		2008 - 2009	
	Performance	Participation	Performance	Participation
All students	NOT MET	MET 97.06%	NOT MET	NOT MET 91.53%
American Indian/Alaska Native	★	★	★	★
Asian or Pacific Islander	★	★	★	★
White, Not Hispanic	NOT MET	MET 100.00%	NOT MET	NOT MET 92.31%
Black, Not Hispanic	★	★	★	★
Hispanic	~	~	~	~
Students eligible for free and reduced lunch	NOT MET	MET 97.87%	NOT MET	NOT MET 90.70%
Special Education Students	~	~	~	~
English Language Learners	★	★	~	~

Student Performance: Mathematics				
Student Groups	2007 - 2008		2008 - 2009	
	Performance	Participation	Performance	Participation
All students	NOT MET	MET 98.53%	MET	MET 96.61%
American Indian/Alaska Native	✱	✱	✱	✱
Asian or Pacific Islander	✱	✱	✱	✱
White, Not Hispanic	MET	MET 100.00%	MET	MET 97.44%
Black, Not Hispanic	✱	✱	✱	✱
Hispanic	~	~	~	~
Students eligible for free and reduced lunch	MET	MET 97.87%	MET	MET 95.35%
Special Education Students	~	~	~	~
English Language Learners	✱	✱	~	~

Additional Federal Accountability Indicators (Not used to determine AYP)				
Student Groups	Reading		Mathematics	
	Performance	Not Assessed	Performance	Not Assessed
Male	NOT MET	6.67%	MET	3.33%
Female	~	~	~	~
Students served in migrant programs	✱	✱	✱	✱

~ To be included for AYP determinations, a group must have at least 30 students.

Support for Data Quality

- Instructions and Program Links
 - <http://www.education.ne.gov/nssrs>
 - Template Instructions for data requirements by field
 - “Who Reports What”
- NDE Submissions
 - <http://portal.education.gov>
- Department of Education Home Page
 - <http://www.education.ne.gov>
- State of the Schools Report
 - <http://reportcard.education.gov/>



Support for Data Quality

NDE Trainers:

- Ben Baumfalk...402.471.3697
 - ESUs 1, 2, 3, 7, 18 & 19
 - Matt Heusman...402.471.3696
 - ESUs 4, 5, 6, & 9
 - Rachael LaBounty...308.631.5117
 - ESUs 13, 15, & 16
 - Russ Masco...308.730.1949
 - ESUs 10, 11, 8, & 17
- WORKDAYS @ ESU FOR EACH COLLECTION
 - SPECIAL PROGRAM EVENTS
 - TRAINING: CENTRALIZED AND ON-LOCATION

NDE Help Desk

1.888.285.0556



NEBRASKA DEPARTMENT OF EDUCATION



Please complete your feedback form.



NEBRASKA DEPARTMENT OF EDUCATION