

## Kindergarten – I am Nebraska! – Lesson 2

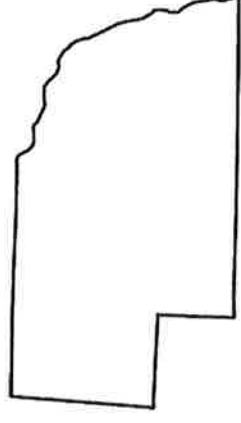
<b>Grade K</b>	<p><b>Theme: I am Nebraska!</b></p> <p><b>Lesson Title: It's "Kool" to be from Nebraska! - Lesson 2</b></p> <p><b>Literacy Strategies:</b> graphic organizers, note-making, oral discussions, think-pair-share</p> <p><b>Early Childhood Literacy Strategies:</b> language modeling, vocabulary development, think aloud, nonlinguistic representations, modeled and shared writing, guided writing, descriptive feedback</p> <p><b>Suggested lesson length and implementation:</b> 3-5 days in October</p>
<b>Objectives / Learning Targets</b>	<ol style="list-style-type: none"> <li>1. I can identify the contributions of the inventor of kool-aid.</li> <li>2. I can differentiate between Kool-aid commercials from the past and present.</li> <li>3. I can create artifacts that represent Nebraska by using kool-aid paint and playdough.</li> </ol>
<b>Background Information</b>	<p>Students will need to know what an inventor is and why they are important. Students should be familiar with the drink 'kool-aid'.</p> <p>See the website: <a href="http://www.statesymbolsusa.org/symbol-official-item/nebraska/state-food-agriculture-symbol/kool-aid">http://www.statesymbolsusa.org/symbol-official-item/nebraska/state-food-agriculture-symbol/kool-aid</a> for additional facts about Kool-aid, the official soft drink of Nebraska.</p>
<b>Materials &amp; Resources</b>	<ul style="list-style-type: none"> <li>• Inventor video (found in documents)</li> <li>• Kool-aid commercials (see downloads)</li> <li>• Nebraska Flag print out – both colored and black and white</li> <li>• Playdough mats for learning centers</li> <li>• Kool-aid created paint (see recipe)</li> <li>• Kool-aid created playdough (see recipe)</li> </ul>
<b>Content Standards/ Indicators</b>	<p><b>Social Studies:</b></p> <p>SS 0.4.2 Students will identify historical people, events, ideas, and symbols</p> <p>SS 0.4.2.a Identify the contributions of historical people and the impact of symbols</p> <p>SS 0.4.2.b Differentiate between stories from the present and past</p>
<b>Procedures &amp; Routines</b>	<p>(day 1) <b>Anticipatory Set:</b> Teacher will show the video "Beginning of a Hero" on the inventor of Kool-aid (3 minutes)</p>
<b>Gradual Release of Instruction Modeled (M) Shared (S) Guided (G) Independent (I)</b>	<p>(day 1) <b>Whole Group:</b> The teacher will explain that the inventor of Kool-aid was from Nebraska. The teacher can show various Nebraska symbols but focus on the Nebraska flag for this activity (see <a href="http://www.statesymbolsusa.org/states/united-states/nebraska">http://www.statesymbolsusa.org/states/united-states/nebraska</a>). The teacher will show the Nebraska flag and describe the seal and colors. (see description) Teacher will explain that this flag is a symbol of Nebraska. (M)</p> <p>Teacher will explain that the students will be creating their own Nebraska flag during learning centers using blue raspberry Kool-aid paint (see recipe). (M)</p> <p>(day 1 or 2) : <b>Learning Centers</b> Teacher will pass out the black and white Nebraska flag to the students who are painting. Teacher will model with</p>

## Kindergarten – I am Nebraska! – Lesson 2

	<p>the materials given and assist students when needed. (M, G) Teacher can talk about what senses the students are using while they're painting. (smells, textures, colors, etc.) (S) <i>Teachers can decide whether to do a whole class painting activity or break this up into rotations during learning center time throughout the week.</i></p> <p>(day 2 or 3) <b>Engagement Activity:</b> Kool-aid 'then and now' commercials (5 minutes)</p> <p><b>Whole Group:</b> Have a discussion with students about similarities and differences they saw in the two Kool-Aid commercials. "What did you notice about the commercials?" "What was the same/different about the commercials?" Talk about past and present, etc. Teacher will introduce the Kool-Aid playdough mats and explain that they will be in the learning centers.</p>
<b>Summary</b>	Wrap up the lesson by bringing the students back together and ask them "if you could invent anything in the world, what would it be?" Give students a few minutes to talk about this with their elbow partners, then ask if any students would like to share their ideas. Teachers can tie this summary lesson into their writing for the week or weeks to come.
<b>Extension Activities and Resources</b>	See Kool-aid activity sheet in downloads

**Happy**

 **150th**



**Birthday**



# Nebraska

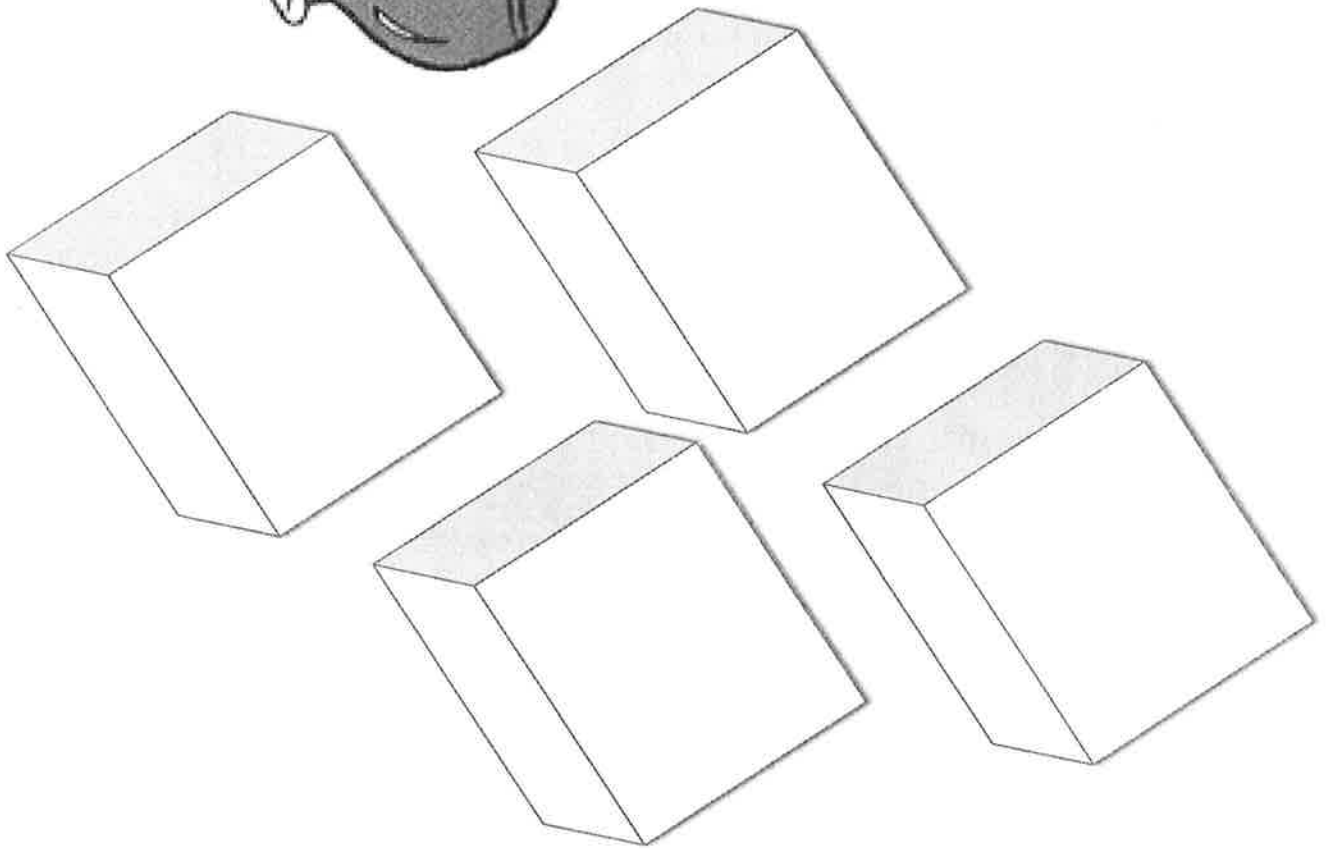

- The background of the flag is the same blue as the United States flag.
- The center of the flag has the state seal in gold and silver.
- The state seal shows a blacksmith, a pioneer's cabin, wheat, a steamboat, a railroad and mountains with the state motto "equality before the law" on a banner at the top.
- Adopted in 1925.



Edwin Perkins, c. late 1930s



# Edwin Perkins




# Drink Up

## Painting with Kool-Aid

1. Mix contents of 1 envelope KOOL-AID with 1 Tbsp. water in small bowl.
2. Repeat with remaining envelopes of KOOL-AID.
3. Use to paint pictures on construction paper or poster board with small paint brushes. Let dry completely.



## Kool-Aid Playdough

1. 2 cups flour
2. 1 cup salt
3. 1 package of Kool-Aid
4. 1 cup hot water
5. Combine ingredients and mix.



## Rice

1. Add 2-3 cups of water, kool-aid packet and 1/3 cup vinegar in a bowl and 3-4 cups cooked rice.
2. Stir for a couple of minutes.
3. Then let it sit for about 1/2 hour to get the color to set.
4. Then drain and let it sit over night on a cookie sheet to dry.

