

1st Grade – My Family is Nebraska! – Lesson 4

Grade 1	<p>Theme: My Family is Nebraska! Lesson Title: Find it in Nebraska! Literacy Strategies: graphic organizers, note-making, oral discussions Early Childhood Literacy Strategies: language modeling, vocabulary development, think aloud, nonlinguistic representations, modeled and shared writing, guided writing, descriptive feedback Suggested lesson length and implementation: 1-3 days in January</p>
Objectives / Learning Targets	<ol style="list-style-type: none"> 1. I can identify places in Nebraska using visual clues and multiple literacies. 2. I can interest my family in attending as many places in Nebraska by navigating through the website www.visitnebraska.com
Background Information	<p>Students will need to know how to maneuver on their electronic device, whether it be an iPad, laptop, or desktop computer. First grade students will take a field trip to Lauritzen Gardens during second semester!</p>
Materials & Resources	<ul style="list-style-type: none"> • Investigators power point (and answers power point) • recording sheet • computer/website www.visitnebraska.com
Content Standards/ Indicators	<p>Social Studies: SS 1.3.4.b Describe places in the community SS 1.4.5.c Gather historical information about their lives (e.g., have a conversation with a family member) ELA: LA 1.2.1.g Persevere in writing tasks of various length and complexity LA 1.3.1.a Communicate ideas clearly in a manner suited to the purpose and setting LA 1.4.1.a Use provided print and digital resources to gather information, answer questions, and demonstrate understanding of valid information LA 1.4.1.c Use or decipher multiple formats of print and digital text</p>
Procedures & Routines	<p><i>Teachers, this lesson is being written as if you have a class set (or 1 for every 2 students) of iPads, laptops, or access to a computer lab. Please plan ahead. If you are unable to have access to a whole class set, this lesson could be adjusted to do whole group.</i></p>
Gradual Release of Instruction Modeled (M) Shared (S) Guided (G) Independent (I)	<p>(Day 1) Anticipatory Set: Ask students, "Have you ever done a scavenger hunt? Use some think alouds to get your students thinking about if they've ever hunted or looked around for something. Introduce this lesson and explain to the students that they are going to work in pairs as investigators/detectives to answer clues for family friendly places that can be found in Nebraska!</p> <p>(Day 1) Whole Group: Open up the website www.visitnebraska.com and explain to students that this will be the site where they will be investigators. Model how to maneuver through the website to show students the site, and then click on the "see and do" tab. Set the filter for "family fun" and</p>

1st Grade – My Family is Nebraska! – Lesson 4

	<p>explain this is where they will find the answers to the clues. (M) Pair students up, mixed ability, to work together at a computer or iPad and pass out the recording sheet. (M) Pull up the "My Family is Nebraska Lesson 4" power point that has the clues. (M, S) Read the first clue to the students and model for them how to look through the family fun activities to find out which place the clue is leading them to. Have students enter the key words indicated in the PowerPoint to narrow their search in the Quick Search box. (M, S) Remind students not to blurt out places; that part of the fun is letting all the pairs of students be investigators at their own speeds. Once the teacher has walked all the students through finding the first answer, the teacher can move onto the next clue, then the next, and so on. (S, G) Direct students to write down their answers on their "My Family is Nebraska" recording sheets. (G,I) Teacher should circulate the room and monitor to ensure students are staying on the correct spot on the website. The teacher will have to decide at which pace to move through the clues.</p> <p>After the students have completed their investigation and have all of their answers written down, the teacher can pull up the answer power point to show the students pictures of the answers. (M, S)</p> <p>Depending on how fast your students find the answers to the clues will determine how many days you'll need to complete this investigation. ☺</p>
Summary	Students will take their recording sheet home and have a conversation with their families about places they want to visit in Nebraska. Teachers may also choose to connect a writing activity to this lesson once students have explored places to visit in Nebraska with their families. Teachers could also do an extension activity-requesting students and families take pictures at any Nebraska landmark and bring them in to share with the class.
Extension Activities and Resources	www.visitnebraska.com

Name: _____

1st Grade – My Family is Nebraska – Lesson 4 – Recording Sheet

1. **Answer:** _____

What I want to tell my family about this place in Nebraska is:

2. **Answer:** _____

What I want to tell my family about this place in Nebraska is:

3. **Answer:** _____

What I want to tell my family about this place in Nebraska is:

4. **Answer:** _____

What I want to tell my family about this place in Nebraska is:

5. **Answer:** _____

What I want to tell my family about this place in Nebraska is:

6. **Answer:** _____

What I want to tell my family about this place in Nebraska is:

7. **Answer:** _____

What I want to tell my family about this place in Nebraska is:

Investigators:

Here are your clues for discovering exciting places right here in Nebraska! Ready...Set...GO!

Clue # 1

- Lets go Bobbing! Bobbing is taking a picture while standing in TWO states at once! Where am I in Nebraska?
- KEY WORD: **Bob**

Clue # 2

- Come visit the world's largest ball of stamps! You can even pick out your own stamps to take home from the "penny bin". Where am I in Nebraska?
- **KEY WORD: stamps**

Clue # 3

- You won't believe it! I was just in a 50 foot high tree house, hiked miles of forested trails, and was told I could come back in the Fall to pick apples! They even gave me a free tree for visiting! Where am I in Nebraska?
- KEY WORD: **apples**

Clue # 4

- My friend Eugene knows I enjoy being high in the sky and he sent me to an observation tower! In the summer there's swimming and waterslides, golfing, horse back riding, arts and crafts and more! In the winter, there is sledding, ice skating, ice fishing and more! Where am I in Nebraska?
- KEY WORD: **Eugene**

Clue # 5

- Take a trip to outer space with artifacts from Nebraska's very own Astronaut, Clayton Anderson! Come be inspired by many aircraft and spacecraft found in one place! Where am I in Nebraska?
- KEY WORD: **aircraft**

Clue # 6

- This beautiful garden hosts thousands of visitors each year and has a giant glass conservatory. There is a rose garden, a Japanese Zen garden and models of many Omaha sites. Where am I in Nebraska?
- KEY WORD: **conservatory**

Clue # 7

- Last but certainly not least, I traveled the world with just one stop! I walked across a swinging rope bridge suspended over a tropical rainforest and walked the bottom of the ocean with sea turtles and sharks! I almost forgot I'm still in Nebraska! Where am I?
- KEY WORD: **rainforest**

Resources


- http://visitnebraska.com/see_and_dos/boys-town/pedestrian-bridge
- <http://www.visitomaha.com/job/>
- <https://www.visitomaha.com/listings/boys-town/58763/>
- https://visitnebraska.com/see_and_dos/boys-town
- https://visitnebraska.com/see_and_dos/air-and-day-farm-free-adventure
- <https://www.airanddayfarm.org/attractions/free-adventure.cfm>
- <https://ouidoornebraska.gov/maloney/>
- <https://www.pinterest.com/pin/20969892697258618/>
- https://visitnebraska.com/see_and_dos/omaha-henry-doorly-zoo-and-aquarium
- <https://www.morrisengineering.com/experience/6/64/recreation-and-entertainment/omaha-henry-doorly-zoo/>
- <https://roadtrippers.com/us/omaha-ne/attractions/omaha-henry-doorly-zoo-aquarium?lat=40.80972&lng=-96.67528&z=5>
- <http://socomuseum.org/what-to-see/exhibits/>
- https://visitnebraska.com/see_and_dos/strategic-air-space-museum

Investigators Answer Key

Where am I in Nebraska?

Answer # 1

- Bob Kerrey Pedestrian Bridge – Omaha, NE



Answer # 2

- Boys Town – Omaha, NE





Answer # 3

- Arbor Day Farm Tree Adventure – Nebraska
City, NE



Answer # 4

- Eugene T. Mahoney State Park – Ashland, NE




Answer # 5

- Strategic Air Command & Aerospace Museum
– Ashland, NE



Answer # 6

- Omaha Botanical Gardens – Lauritzen Gardens
– Omaha, NE



Answer # 7

- Henry Doorly Zoo and Scott Aquarium – Omaha, NE

