



Spring 2014

Nebraska State Accountability (NeSA)

Reading, Mathematics and Science

Technical Report Appendices

August 2014

Prepared by Data Recognition Corporation





Appendix A: NeSA-R Test Blueprint

Nebraska State Accountability - Reading (NeSA-R)					
Table of Specifications					
Grade 3					
Gr3 Vocabulary	DOK Level	DOK 1	DOK 2	DOK 3	Item Total
LA 3.1.5 Vocabulary: Students will build literary, general academic, and content specific grade level vocabulary.					
LA 3.1.5.a <i>Apply word structure elements, known words, and word patterns to determine meanings (e.g., contractions, plurals, possessives, basic parts of speech, compounds, syllables)</i>	1	4-6	0	0	4-6
LA 3.1.5.b <i>Relate new grade level vocabulary to prior knowledge and use in new situations</i>	Assessed at the local level				
LA 3.1.5.c <i>Apply context clues (e.g., word, phrase, and sentence clues, re-reading) and text features (e.g., table of contents, maps, charts, font/format styles) to help infer meaning of unknown word</i>	2	2-3	2-3	0	4-6
LA 3.1.5.d <i>Identify semantic relationships (e.g., patterns and categories, synonyms, antonyms, homonyms, multiple meanings)</i>	1	4-6	0	0	4-6
LA 3.1.5.e <i>Identify meaning using print and digital reference materials (e.g., dictionary, glossary)</i>	Assessed at the local level				
LA 3.1.5.f <i>Locate words in reference materials (e.g., alphabetical order, guide words)</i>	Assessed at the local level				
Gr3 Comprehension	DOK Level	DOK 1	DOK 2	DOK 3	Item Total
LA 3.1.6 Comprehension: Students will extract and construct meaning using prior knowledge, applying text information, and monitoring comprehension while reading grade level text.					
LA 3.1.6.a <i>Identify author purpose(s) (e.g., explain, entertain, inform, persuade) to support text comprehension</i>	3	0	0-1	1-2	1-3
LA 3.1.6.b <i>Identify elements of narrative text (e.g., characters, setting, plot, point of view)</i>	1	4-6	0	0	4-6
LA 3.1.6.c <i>Retell and summarize narrative text including characters, setting, and plot with supporting details</i>	2	1-2	3-4	0	4-6

Nebraska State Accountability 2014 Technical Report

LA 3.1.6.d <i>Identify literary devices and explain the ways in which language is used (e.g., simile, alliteration, onomatopoeia, imagery, rhythm)</i>	2	0-1	1-2	0	1-3
LA 3.1.6.e <i>Retell and summarize the main idea from informational text using supporting details</i>	2	1-2	2-4	0	3-6
LA 3.1.6.f <i>Recognize and apply knowledge of organizational patterns found in informational text (e.g., sequence, description, cause and effect, compare/contrast)</i>	2	1-2	2-3	0	3-5
LA 3.1.6.g <i>Apply knowledge of text features to locate information and gain meaning from a text (e.g., table of contents, maps, charts, illustrations, headings, captions, font/format styles)</i>	2	1-3	2-3	0	3-6
LA 3.1.6.h <i>Describe the defining characteristics of narrative and informational genres (e.g., folk tales, poetry, historical fiction, biographies, chapter books, textbooks)</i>	2	0	1-3	0	1-3
LA 3.1.6.i <i>Use narrative or informational text to develop a multi-cultural perspective</i>	Assessed at the local level				
LA 3.1.6.j <i>Generate and/or answer literal, inferential, and critical questions, supporting answers using prior knowledge and literal and inferential information from the text</i>	3	1-2	1-2	1-2	3-6
LA 3.1.6.k <i>Identify and explain purpose for reading (e.g., information, pleasure, understanding)</i>	Assessed at the local level				
LA 3.1.6.l <i>Build and activate prior knowledge in order to identify text to self, text to text, and text to world connections before, during, and after reading</i>	Assessed at the local level				
LA 3.1.6.m <i>Self-monitor comprehension by recognizing when meaning is disrupted and apply strategies to clarify, confirm, or correct</i>	Assessed at the local level				
LA 3.1.6.n <i>Make and confirm/modify predictions before, during, and after reading (e.g., captions, headings, character traits, personal experience)</i>	Assessed at the local level				
LA 3.1.6.o <i>Use examples and details in a text to make inferences about a story or situation</i>	Assessed at the local level				
LA 3.1.6.p <i>Respond to text verbally, in writing, or artistically</i>	Assessed at the local level				

Nebraska State Accountability - Reading (NeSA-R)					
Table of Specifications					
Grade 4					
Gr4 Vocabulary	DOK Level	DOK 1	DOK 2	DOK 3	Item Total
LA 4.1.5 Vocabulary: Students will build literary, general academic, and content specific grade level vocabulary.					
LA 4.1.5.a <i>Apply knowledge of word structure elements, known words, and word patterns to determine meaning (e.g., parts of speech, plurals, possessives, suffixes, prefixes, base and root words)</i>	1	4-6	0	0	4-6
LA 4.1.5.b <i>Relate new grade level vocabulary to prior knowledge and use in new situations</i>	Assessed at the local level				
LA 4.1.5.c <i>Apply context clues (e.g., word, phrase, sentence and paragraph clues, re-reading) and text features (e.g., glossary, headings, subheadings, captions) to infer meaning of unknown words</i>	2	1-2	2-4	0	3-6
LA 4.1.5.d <i>Identify semantic relationships (e.g., patterns and categories, homographs, homophones, synonyms, antonyms, multiple meanings)</i>	1	4-6	0	0	4-6
LA 4.1.5.e <i>Determine meaning using print and digital reference materials (e.g., dictionary, thesaurus, glossary)</i>	Assessed at the local level				
Gr4 Comprehension	DOK Level	DOK 1	DOK 2	DOK 3	Item Total
LA 4.1.6 Comprehension: Students will extract and construct meaning using prior knowledge, applying text information, and monitoring comprehension while reading grade level text.					
LA 4.1.6.a <i>Identify author purpose(s) (e.g., explain, entertain, inform, persuade) and recognize how author perspective (e.g., beliefs, assumptions, biases) influences text</i>	3	0	0-1	1-2	1-3
LA 4.1.6.b <i>Identify and analyze elements of narrative text (e.g., character development, setting, plot, theme)</i>	2	2-3	2-3	0	4-6
LA 4.1.6.c <i>Summarize narrative text including characters, setting, and plot with supporting details</i>	2	1-2	2-4	0	3-6
LA 4.1.6.d <i>Identify literary devices and explain the ways in which language is used (e.g., simile, metaphor, alliteration, onomatopoeia, imagery, rhythm)</i>	2	1-2	1-2	0	2-4

Nebraska State Accountability 2014 Technical Report

LA 4.1.6.e <i>Retell and summarize the main idea from informational text using supporting details</i>	2	1-2	2-4	0	3-6
LA 4.1.6.f <i>Recognize and apply knowledge of organizational patterns found in informational text (e.g., sequence, description, cause and effect, compare/contrast, fact/opinion)</i>	2	1-2	2-4	0	3-6
LA 4.1.6.g <i>Apply knowledge of text features to locate information and gain meaning from a text (e.g., glossary, maps, charts, tables, graphs, illustrations, headings, subheadings, captions, font/format styles)</i>	2	1-3	2-3	0	3-6
LA 4.1.6.h <i>Describe the defining characteristics of narrative and informational genres (e.g., folk tales, poetry, historical fiction, biographies, chapter books, textbooks)</i>	2	0	1-3	0	1-3
LA 4.1.6.i <i>Use narrative or informational text to develop a multi-cultural perspective</i>	Assessed at the local level				
LA 4.1.6.j <i>Generate and/or answer literal, inferential, critical, and interpretive questions, supporting answers using prior knowledge and literal and inferential information from the text</i>	3	1-2	1-2	1-2	3-6
LA 4.1.6.k <i>Identify and explain purpose for reading (e.g., information, pleasure, understanding)</i>	Assessed at the local level				
LA 4.1.6.l <i>Build and activate prior knowledge in order to identify text to self, text to text, and text to world connections before, during, and after reading</i>	Assessed at the local level				
LA 4.1.6.m <i>Self-monitor comprehension by recognizing when meaning is disrupted and apply strategies to clarify, confirm, or correct</i>	Assessed at the local level				
LA 4.1.6.n <i>Make and confirm/modify predictions before, during, and after reading (e.g., title, topic sentences, font, key words, foreshadowing clues)</i>	Assessed at the local level				
LA 4.1.6.o <i>Use examples and details in a text to make inferences about a story or situation</i>	Assessed at the local level				
LA 4.1.6.p <i>Respond to text verbally, in writing, or artistically</i>	Assessed at the local level				

Nebraska State Accountability - Reading (NeSA-R)					
Table of Specifications					
Grade 5					
Gr5 Vocabulary	DOK Level	DOK 1	DOK 2	DOK 3	Item Total
LA 5.1.5 Vocabulary: Students will build literary, general academic, and content specific grade level vocabulary.					
LA 5.1.5.a <i>Apply knowledge of word structure elements, known words, and word patterns to determine meaning (e.g., affixes, abbreviations, parts of speech, word origins)</i>	1	4-6	0	0	4-6
LA 5.1.5.b <i>Relate new grade level vocabulary to prior knowledge and use in new situations</i>	Assessed at the local level				
LA 5.1.5.c <i>Select and apply context clues (e.g., word, phrase, sentence and paragraph clues, re-reading) and text features (e.g., glossary, headings, subheadings, captions, maps) to determine meaning of unknown words in a variety of text structures</i>	2	1-2	3-4	0	4-6
LA 5.1.5.d <i>Identify semantic relationships (e.g., multiple meanings, metaphors, similes, idioms, analogies)</i>	1	2-4	0	0	2-4
LA 5.1.5.e <i>Determine meaning using print and digital reference materials (e.g., dictionary, thesaurus, glossary)</i>	Assessed at the local level				
Gr5 Comprehension	DOK Level	DOK 1	DOK 2	DOK 3	Item Total
LA 5.1.6 Comprehension: Students will extract and construct meaning using prior knowledge, applying text information, and monitoring comprehension while reading grade level text.					
LA 5.1.6.a <i>Identify author purpose(s) (e.g., explain, entertain, inform, persuade) and recognize how author perspective (e.g., beliefs, assumptions, biases) influences text</i>	3	0	0-1	1-2	1-3
LA 5.1.6.b <i>Identify and analyze elements of narrative text (e.g., character development, setting, plot, theme)</i>	2	1-2	2-4	0	3-6
LA 5.1.6.c <i>Summarize narrative text including characters, setting, plot, and theme with supporting details</i>	2	1-2	3-4	0	4-6
LA 5.1.6.d <i>Identify literary devices and explain the ways in which language is used (e.g., simile, metaphor, alliteration, onomatopoeia, imagery, rhythm)</i>	2	1-2	1-2	0	2-4

Nebraska State Accountability 2014 Technical Report

LA 5.1.6.e <i>Summarize and analyze the main idea from informational text using supporting details</i>	2	1-2	3-4	0	4-6
LA 5.1.6.f <i>Understand and apply knowledge of organizational patterns found in informational text (e.g., sequence, description, cause and effect, compare/contrast, fact/opinion)</i>	2	1-2	2-4	0	3-6
LA 5.1.6.g <i>Apply knowledge of text features to locate information and gain meaning from a text (e.g., index, maps, charts, tables, graphs, headings, subheadings)</i>	2	1-2	1-2	0	2-4
LA 5.1.6.h <i>Describe the defining characteristics of narrative and informational genres (e.g., textbooks, myths, fantasies, science fiction, drama, periodicals, essays)</i>	2	0	1-3	0	1-3
LA 5.1.6.i <i>Recognize the social, historical, cultural, and biographical influences in a variety of genres</i>	Assessed at the local level				
LA 5.1.6.j <i>Use narrative and informational text to develop a national and global multi-cultural perspective</i>	Assessed at the local level				
LA 5.1.6.k <i>Generate and/or answer literal, inferential, critical, and interpretive questions, supporting answers using prior knowledge and literal and inferential information from the text and additional sources</i>	3	1-2	2-4	1-2	4-8
LA 5.1.6.l <i>Select text for a particular purpose (e.g., information, pleasure, answer a specific question)</i>	Assessed at the local level				
LA 5.1.6.m <i>Build and activate prior knowledge in order to identify text to self, text to text, and text to world connections before, during, and after reading</i>	Assessed at the local level				
LA 5.1.6.n <i>Self-monitor comprehension by recognizing when meaning is disrupted and apply strategies to clarify, confirm, or correct</i>	Assessed at the local level				
LA 5.1.6.o <i>Use examples and details to make inferences or logical predictions while previewing and reading text</i>	Assessed at the local level				
LA 5.1.6.p <i>Respond to text verbally, in writing, or artistically</i>	Assessed at the local level				

Nebraska State Accountability - Reading (NeSA-R)					
Table of Specifications					
Grade 6					
Gr6 Vocabulary	DOK Level	DOK 1	DOK 2	DOK 3	Item Total
LA 6.1.5 Vocabulary: Students will build literary, general academic, and content specific grade level vocabulary.					
LA 6.1.5.a <i>Determine the meaning of words through structural analysis, using knowledge of Greek, Latin, and Anglo Saxon roots, prefixes, and suffixes to understand complex words, including words in science, mathematics, and social studies</i>	1	4-6	0	0	4-6
LA 6.1.5.b <i>Relate new grade level vocabulary to prior knowledge and use in new situations</i>	Assessed at the local level				
LA 6.1.5.c <i>Select and apply knowledge of context clues (e.g., word, phrase, sentence and paragraph clues, re-reading) and text features (e.g., glossary, headings, subheadings, index, tables, maps, charts) to determine meaning of unknown words in a variety of text structures</i>	2	1-2	3-4	0	4-6
LA 6.1.5.d <i>Identify semantic relationships (e.g., metaphors, similes, idioms, analogies, comparisons)</i>	1	2-4	0	0	2-4
LA 6.1.5.e <i>Determine meaning using print and digital reference materials (e.g., dictionary, thesaurus, glossary)</i>	Assessed at the local level				
Gr6 Comprehension	DOK Level	DOK 1	DOK 2	DOK 3	Item Total
LA 6.1.6 Comprehension: Students will extract and construct meaning using prior knowledge, applying text information, and monitoring comprehension while reading grade level text.					
LA 6.1.6.a <i>Explain how author's purpose and perspective affect the meaning and reliability of the text</i>	3	0	1-2	1-2	2-4
LA 6.1.6.b <i>Identify and analyze elements of narrative text (e.g., character development, setting, plot development, conflict, point of view, theme)</i>	2	1-3	2-3	0	3-6
LA 6.1.6.c <i>Summarize narrative text using understanding of characters, setting, sequence of events, plot, and theme</i>	2	1-2	2-4	0	3-6

LA 6.1.6.d <i>Interpret and explain the author's use of literary devices (e.g., simile, metaphor, alliteration, onomatopoeia, imagery, rhythm)</i>	3	0	1-2	1-2	2-4
LA 6.1.6.e <i>Summarize, analyze, and synthesize informational text using main idea and supporting details</i>	3	1-2	1-2	2-3	4-7
LA 6.1.6.f <i>Apply knowledge of organizational patterns found in informational text (e.g., sequence, description, cause and effect, compare/contrast, fact/opinion)</i>	2	1-2	2-4	0	3-6
LA 6.1.6.g <i>Apply knowledge of text features to locate information and gain meaning from a text (e.g., index, maps, charts, tables, graphs, headings, subheadings)</i>	2	1-2	1-2	0	2-4
LA 6.1.6.h <i>Distinguish between the defining characteristics of different narrative and informational genres (e.g., textbooks, myths, fantasies, science fiction, drama, periodicals, and essays)</i>	2	0	1-3	0	1-3
LA 6.1.6.i <i>Describe the social, historical, cultural, and biographical influences in a variety of genres</i>	Assessed at the local level				
LA 6.1.6.j <i>Use narrative and informational text to develop a national and global multi-cultural perspective</i>	Assessed at the local level				
LA 6.1.6.k <i>Generate and/or answer literal, inferential, critical, and interpretive questions, supporting answers using prior knowledge and literal and inferential information from the text and additional sources</i>	3	1-2	2-4	1-2	4-8
LA 6.1.6.l <i>Select text for a particular purpose (e.g., information, pleasure, answer a specific question)</i>	Assessed at the local level				
LA 6.1.6.m <i>Build and activate prior knowledge in order to identify text to self, text to text, and text to world connections before, during, and after reading</i>	Assessed at the local level				
LA 6.1.6.n <i>Self-monitor comprehension for accuracy and understanding when errors detract from meaning by applying appropriate strategies to self-correct</i>	Assessed at the local level				
LA 6.1.6.o <i>Use examples and details to make inferences or logical predictions while previewing and reading text</i>	Assessed at the local level				
LA 6.1.6.p <i>Respond to text verbally, in writing, or artistically</i>	Assessed at the local level				

Nebraska State Accountability - Reading (NeSA-R)					
Table of Specifications					
Grade 7					
Gr7 Vocabulary	DOK Level	DOK 1	DOK 2	DOK 3	Item Total
LA 7.1.5 Vocabulary: Students will build literary, general academic, and content specific grade level vocabulary.					
LA 7.1.5.a <i>Determine meaning of words through structural analysis, using knowledge of Greek, Latin, and Anglo-Saxon roots, prefixes, and suffixes to understand complex words, including words in science, mathematics, and social studies</i>	1	3-5	0	0	3-5
LA 7.1.5.b <i>Relate new grade level vocabulary to prior knowledge and use in new situations.</i>	Assessed at the local level				
LA 7.1.5.c <i>Select and apply knowledge of context clues (e.g., word, phrase, sentence and paragraph clues, re-reading) and text features (e.g., glossary, headings, subheadings, index, tables, maps, graphs, charts) appropriate to a particular text to determine meaning of unknown words</i>	2	1-2	3-5	0	4-7
LA 7.1.5.d <i>Analyze semantic relationships (e.g., figurative language, connotations, subtle distinctions)</i>	2	1-2	1-2	0	2-4
LA 7.1.5.e <i>Determine meaning using print and digital reference materials</i>	Assessed at the local level				
Gr7 Comprehension	DOK Level	DOK 1	DOK 2	DOK 3	Item Total
LA 7.1.6 Comprehension: Students will extract and construct meaning using prior knowledge, applying text information, and monitoring comprehension					
LA 7.1.6.a <i>Analyze the meaning, reliability, and validity of the text considering author's purpose and perspective</i>	3	0	1-2	1-2	2-4
LA 7.1.6.b <i>Identify and analyze elements of narrative text (e.g., character development, setting, plot development, conflict, point of view, theme)</i>	2	2-4	2-4	0	4-8
LA 7.1.6.c <i>Analyze author's use of literary devices (e.g., foreshadowing, personification, idiom, oxymoron, hyperbole, flashback, suspense, symbolism, irony)</i>	3	0	1-2	1-2	2-4
LA 7.1.6.d <i>Summarize, analyze, and synthesize informational text using main idea and supporting details</i>	3	0	2-3	2-3	4-6

Nebraska State Accountability 2014 Technical Report

LA 7.1.6.e Apply knowledge of organizational patterns found in informational text (e.g., sequence, description, cause and effect, compare/contrast, fact/opinion, proposition/support)	2	1-2	2-4	0	3-6
LA 7.1.6.f Apply knowledge of text features to locate information and gain meaning from a text (e.g., index, annotations, maps, charts, tables, graphs, headings, subheadings)	2	1-2	1-2	0	2-4
LA 7.1.6.g Explain and make inferences based on the characteristics of narrative and informational genres (e.g., textbooks, myths, fantasies, science fiction, drama, periodicals, essays)	2	0	1-3	0	1-3
LA 7.1.6.h Explain the social, historical, cultural, and biographical influences in a variety of genres	Assessed at the local level				
LA 7.1.6.i Use narrative and informational text to develop a national and global multi-cultural perspective	Assessed at the local level				
LA 7.1.6.j Generate and/or answer literal, inferential, critical, and interpretive questions, analyzing prior knowledge, information from the text and additional sources, to support answers	3	2-3	2-3	1-2	5-8
LA 7.1.6.k Select text for a particular purpose (e.g., understand, interpret, enjoy, solve problems, form an opinion, answer a specific question, discover models for own writing)	Assessed at the local level				
LA 7.1.6.l Build and activate prior knowledge in order to clarify text, deepen understanding, and make connections while reading	Assessed at the local level				
LA 7.1.6.m Self-monitor comprehension for accuracy and understanding when errors detract from meaning by applying appropriate strategies to self-correct	Assessed at the local level				
LA 7.1.6.n Use examples and details to make inferences or logical predictions while previewing and reading text	Assessed at the local level				
LA 7.1.6.o Respond to text verbally, in writing, or artistically	Assessed at the local level				

Nebraska State Accountability - Reading (NeSA-R)					
Table of Specifications					
Grade 8					
Gr8 Vocabulary	DOK Level	DOK 1	DOK 2	DOK 3	Item Total
LA 8.1.5 Vocabulary: Students will build literary, general academic, and content specific grade level vocabulary.					
LA 8.1.5.a <i>Determine meaning of words through structural analysis, using knowledge of Greek, Latin, and Anglo-Saxon roots, prefixes, and suffixes to understand complex words, including words in science, mathematics, and social studies</i>	1	3-5	0	0	3-5
LA 8.1.5.b <i>Relate new grade level vocabulary to prior knowledge and use in new situations</i>	Assessed at the local level				
LA 8.1.5.c <i>Select a context clue strategy to determine meaning of unknown word appropriate to text (e.g., restatement, example, gloss, annotations, sidebar)</i>	2	1-3	3-5	0	4-8
LA 8.1.5.d <i>Analyze semantic relationships (e.g., figurative language, connotations, subtle distinctions)</i>	2	1-2	1-2	0	2-4
LA 8.1.5.e <i>Determine meaning using print and digital reference materials</i>	Assessed at the local level				
Gr8 Comprehension	DOK Level	DOK 1	DOK 2	DOK 3	Item Total
LA 8.1.6 Comprehension: Students will extract and construct meaning using prior knowledge, applying text information, and monitoring comprehension					
LA 8.1.6.a <i>Analyze the meaning, reliability, and validity of the text considering author's purpose, perspective, and information from additional sources</i>	3	0	0-1	1-2	1-3
LA 8.1.6.b <i>Identify and analyze elements of narrative text (e.g., character development, setting, plot development, conflict, point of view, inferred and recurring themes)</i>	2	1-2	3-5	0	4-7
LA 8.1.6.c <i>Analyze author's use of literary devices (e.g., foreshadowing, personification, idiom, oxymoron, hyperbole, flashback, suspense, symbolism, irony, transitional devices)</i>	3	0	1-2	1-2	2-4
LA 8.1.6.d <i>Summarize, analyze, and synthesize informational text using main idea and supporting details</i>	3	0	3-5	2-3	5-8

LA 8.1.6.e Apply knowledge of organizational patterns found in informational text (e.g., sequence, description, cause and effect, compare / contrast, fact / opinion, proposition / support)	2	0	4-6	0	4-6
LA 8.1.6.f Analyze and evaluate information from text features (e.g., index, annotations, maps, charts, tables, graphs, headings, subheadings, lists)	2	1-2	1-2	0	2-4
LA 8.1.6.g Analyze and make inferences based on the characteristics of narrative and informational genres	2	1-2	1-2	0	2-4
LA 8.1.6.h Analyze a variety of genres for the social, historical, cultural, and biographical influences	Assessed at the local level				
LA 8.1.6.i Use narrative and informational text to develop a national and global multi-cultural perspective	Assessed at the local level				
LA 8.1.6.j Generate and/or answer literal, inferential, critical, and interpretive questions, analyzing and synthesizing prior knowledge, information from the text and additional sources, to support answers	3	1-2	2-3	1-2	4-7
LA 8.1.6.k Select text for a particular purpose (e.g., understand, interpret, enjoy, solve problems, form an opinion, answer a specific question, discover models for own writing)	Assessed at the local level				
LA 8.1.6.l Build and activate prior knowledge in order to clarify text, deepen understanding, and make connections while reading	Assessed at the local level				
LA 8.1.6.m Self-monitor comprehension for accuracy and understanding when errors detract from meaning by applying appropriate strategies to self-correct	Assessed at the local level				
LA 8.1.6.n Make complex or abstract inferences or predictions by synthesizing information while previewing and reading text	Assessed at the local level				
LA 8.1.6.o Respond to text verbally, in writing, or artistically	Assessed at the local level				

Nebraska State Accountability - Reading (NeSA-R)					
Table of Specifications					
Grade 11					
Gr12 Vocabulary	DOK Level	DOK 1	DOK 2	DOK 3	Item Total
LA 12.1.5 Vocabulary: Students will build literary, general academic, and content specific grade level vocabulary.					
LA 12.1.5.a <i>Determine meaning of words through structural analysis, using knowledge of Greek, Latin, and Anglo-Saxon roots, prefixes, and suffixes to understand complex words, including words in science, mathematics, and social studies</i>	1	2-4	0	0	2-4
LA 12.1.5.b <i>Relate new grade level vocabulary to prior knowledge and use in new situations.</i>	Assessed at the local level				
LA 12.1.5.c <i>Independently apply appropriate strategy to determine meanings of unknown words in text</i>	2	1-2	2-4	0	3-6
LA 12.1.5.d <i>Use semantic relationships to evaluate, defend, and make judgments</i>	3	0	1-2	1-2	2-4
LA 12.1.5.e <i>Determine meaning using print and digital reference materials</i>	Assessed at the local level				
Gr12 Comprehension	DOK Level	DOK 1	DOK 2	DOK 3	Item Total
LA 12.1.6 Comprehension: Students will extract and construct meaning using prior knowledge, applying text information, and monitoring comprehension while reading grade level text.					
LA 12.1.6.a <i>Evaluate the meaning, reliability, and validity of the text considering author's purpose, perspective, and information from additional sources</i>	3	0	1-2	1-2	2-4
LA 12.1.6.b <i>Analyze and evaluate elements of narrative text (e.g., characterization, setting, plot development, internal and external conflict, inferred and recurring themes, point of view, tone, mood)</i>	3	0	2-3	1-2	3-5
LA 12.1.6.c <i>Analyze the function and critique the effects of the author's use of stylistic and literary devices (e.g., allusion, symbolism, irony, foreshadowing, flashback, metaphor, personification, epiphany, oxymoron, dialect, tone, mood, transitional devices)</i>	3	0	2-3	1-2	3-5

Nebraska State Accountability 2014 Technical Report

LA 12.1.6.d <i>Summarize, analyze, synthesize, and evaluate informational text</i>	3	0	3-4	2-3	5-7
LA 12.1.6.e <i>Apply knowledge of organizational patterns found in informational text (e.g., sequence, description, cause and effect, compare/contrast, fact/opinion, proposition/support, concept definition, question/answer)</i>	2	1-2	3-6	0	4-8
LA 12.1.6.f <i>Analyze and evaluate information from text features (e.g., index, annotations, photographs, charts, tables, graphs, headings, subheadings, lists)</i>	2	1-2	1-2	0	2-4
LA 12.1.6.g <i>Analyze and evaluate inferences based on the characteristics of narrative and informational genres and provide evidence from the text to support understanding</i>	3	1-2	1-2	0	2-4
LA 12.1.6.h <i>Critique the effects of historical, cultural, political, and biographical influences in a variety of genres</i>	Assessed at the local level				
LA 12.1.6.i <i>Use narrative and informational text to develop a national and global multi-cultural perspective</i>	Assessed at the local level				
LA 12.1.6.j <i>Generate and/or answer literal, inferential, critical, and interpretive questions, analyzing, synthesizing, and evaluating prior knowledge, information from the text</i>	3	1-2	2-3	1-2	4-7
LA 12.1.6.k <i>Select a text for a particular purpose (e.g., understand a specific viewpoint, enjoy, solve problems, form an opinion, discover models for own writing, predict outcomes,</i>	Assessed at the local level				
LA 12.1.6.l <i>Build and activate prior knowledge in order to clarify text, deepen understanding, and make connections while reading</i>	Assessed at the local level				
LA 12.1.6.m <i>Self-monitor comprehension for accuracy and understanding when errors detract from meaning by applying appropriate strategies to self-correct</i>	Assessed at the local level				
LA 12.1.6.n <i>Make complex or abstract inferences or predictions by synthesizing information while previewing and reading text</i>	Assessed at the local level				
LA 12.1.6.o <i>Respond to text verbally, in writing, or artistically</i>	Assessed at the local level				

Appendix B: NeSA-M Test Blueprint

Nebraska State Accountability - Mathematics (NeSA-M)					
Table of Specifications					
Grade 3					
NUMBER SENSE					
Gr3 Number System	DOK Level	DOK 1	DOK 2	DOK 3	Item Total
MA 3.1.1 Students will represent and show relationships among positive rational numbers within the base-ten number system.					
<i>MA 3.1.1.a Read and write numbers to one-hundred thousand.</i>	Assessed at the local level				
<i>MA 3.1.1.b Count by multiples of 5 to 200</i>	Assessed at the local level				
<i>MA 3.1.1.c Count by multiples of 10 to 400</i>	Assessed at the local level				
<i>MA 3.1.1.d Count by multiples of 100 to 1000</i>	Assessed at the local level				
MA 3.1.1.e Demonstrate multiple equivalent representations for numbers up to 10,000	1	3-5	0	0	3-5
<i>MA 3.1.1.f Demonstrate multiple equivalent representations for decimals numbers through the tenths place.</i>	Assessed at the local level				
MA 3.1.1.g Compare and order whole numbers through the thousands	1	4-6	0	0	4-6
MA 3.1.1.h Find parts of whole and parts of a set for $\frac{1}{2}$, $\frac{1}{3}$, or $\frac{1}{4}$	2	0-1	3-5	0	3-6
MA 3.1.1.i Round a given number to tens, hundreds, or thousands	1	1-3	0	0	1-3
Gr3 Operations	DOK Level	DOK 1	DOK 2	DOK 3	Item Total
MA 3.1.2 Students demonstrate the meaning of multiplication with whole numbers.					
MA 3.1.2.a Represent multiplication as repeated addition using objects, drawings, words, and symbols	2	0-1	1-2	0	1-3
<i>MA 3.1.2.b Use objects, drawings, words, and symbols to explain the relationship between multiplication and division</i>	Assessed at the local level				
<i>MA 3.1.2.c Use drawings, words and symbols to explain the meaning of the factors and product in a multiplication sentence</i>	Assessed at the local level				
MA 3.1.2.d Use drawings, words, and symbols to explain the meaning of multiplication using an array	2	0-1	1-2	0	1-3
Gr3 Computation	DOK Level	DOK 1	DOK 2	DOK 3	Item Total
MA 3.1.3 Students will compute fluently and accurately using appropriate strategies and tools.					

Nebraska State Accountability 2014 Technical Report

MA 3.1.3.a Compute whole number multiplication facts 0-10 fluently	Assessed at the local level				
MA 3.1.3.b Add and subtract through four-digit whole numbers with regrouping	Assessed at the local level				
MA 3.1.3.c Select and apply the appropriate methods of computation when problem solving with four-digit whole numbers through the thousands	Assessed at the local level				
Gr3 Estimation	DOK Level	DOK 1	DOK 2	DOK 3	Item Total
MA 3.1.4 Students will estimate and check reasonableness of answers using appropriate strategies and tools.					
MA 3.1.4.a Estimate the two-digit product of whole number multiplication and check the reasonableness	Assessed at the local level				
GEOMETRIC/MEASUREMENT CONCEPTS					
Gr3 Characteristics	DOK Level	DOK 1	DOK 2	DOK 3	Item Total
MA 3.2.1 Students will identify characteristics and describe properties of two-dimensional shapes and three-dimensional objects.					
MA 3.2.1.a Identify the number of sides, angles, and vertices of two-dimensional shapes	1	2-4	0	0	2-4
MA 3.2.1.b Identify congruent two-dimensional figures given multiple two-dimensional shapes	1	1-2	0	0	1-2
MA 3.2.1.c Identify lines, line segments, rays, and angles	Assessed at the local level				
MA 3.2.1.d Describe attributes of solid shapes	Assessed at the local level				
Gr3 Coordinate Geometry	DOK Level	DOK 1	DOK 2	DOK 3	Item Total
MA 3.2.2 Students will identify distances on a number line.					
MA 3.2.2.a Draw a number line and plot points	Assessed at the local level				
MA 3.2.2.b Determine the distance between two whole number points on a number line	1	1-3	0	0	1-3
Gr3 Transformations	DOK Level	DOK 1	DOK 2	DOK 3	Item Total
MA 3.2.3 Students will draw all lines of symmetry.					
MA 3.2.3.a Draw all possible lines of symmetry in two-dimensional shapes	Assessed at the local level				
Gr3 Spatial Modeling	DOK Level	DOK 1	DOK 2	DOK 3	Item Total
MA 3.2.4 Students will create two-dimensional shapes and three-dimensional objects.					
MA 3.2.4.a Sketch and label lines, rays, line segments, and angles	Assessed at the local level				

MA 3.2.4.b Build three-dimensional objects	Assessed at the local level				
Gr3 Measurement	DOK Level	DOK 1	DOK 2	DOK 3	Item Total
MA 3.2.5 Students will apply appropriate procedures and tools to determine measurements using customary and metric units.					
3.2.5.a Select and use appropriate tools to measure perimeter of simple two-dimensional shapes	Assessed at the local level				
MA 3.2.5.b Count mixed coins and bills greater than \$1.00	Assessed at the local level				
MA 3.2.5.c Identify time of day	Assessed at the local level				
MA 3.2.5.d State multiple ways for the same time using 15 minute intervals	Assessed at the local level				
MA 3.2.5.e Identify the appropriate customary unit for measuring length, weight, and capacity/volume	1	2-4	0	0	2-4
MA 3.2.5.f Measure length to the nearest 1/2 inch and centimeter	Assessed at the local level				
MA 3.2.5.g Compare and order objects according to length using centimeters and meters	1	1-3	0	0	1-3
ALGEBRAIC CONCEPTS					
Gr3 Relationships	DOK Level	DOK 1	DOK 2	DOK 3	Item Total
MA 3.3.1 Students will represent relationships.					
MA 3.3.1.a Identify, describe, and extend numeric and non-numeric patterns	1	1-3	0	0	1-3
MA 3.3.1.b Identify patterns using words, tables, and graphs	Assessed at the local level				
Gr3 Modeling in Context	DOK Level	DOK 1	DOK 2	DOK 3	Item Total
MA 3.3.2 Students will create and use models to represent mathematical situations.					
MA 3.3.2.a Model situations that involve the addition and subtraction of whole numbers using objects, number lines, and symbols	3	0	1-2	1-2	2-4
MA 3.3.2.b Describe and model quantitative change involving subtraction	Assessed at the local level				
Gr3 Procedures	DOK Level	DOK 1	DOK 2	DOK 3	Item Total
MA 3.3.3 Students will identify and apply properties of whole numbers to solve equations involving addition and subtraction.					
MA 3.3.3.a Use symbolic representation of the identity property of addition	Assessed at the local level				
MA 3.3.3.b Solve simple one-step whole number equations involving addition and subtraction	1	2-4	0	0	2-4

MA 3.3.3.c Explain the procedure(s) used in solving simple one-step whole number equations involving addition and subtraction	Assessed at the local level				
DATA ANALYSIS/PROBABILITY CONCEPTS					
Gr3 Display and Analysis	DOK Level	DOK 1	DOK 2	DOK 3	Item Total
MA 3.4.1 Students will organize, display, compare, and interpret data.					
MA 3.4.1.a Represent data using horizontal and vertical bar graphs	2	0-1	1-2	0	1-3
MA 3.4.1.b Use comparative language to describe the data	Assessed at the local level				
MA 3.4.1.c Interpret data using horizontal and vertical bar graphs	2	0-1	1-2	0	1-3
Gr3 Predictions and Inferences	DOK Level	DOK 1	DOK 2	DOK 3	Item Total
MA 3.4.2 Mastery not expected at this level					
Gr3 Probability	DOK Level	DOK 1	DOK 2	DOK 3	Item Total
MA 3.4.3 Students will find and describe experimental probability.					
MA 3.4.3.a Perform simple experiments and describe outcomes as possible, impossible, or certain	Assessed at the local level				

Nebraska State Accountability - Mathematics (NeSA-M)					
Table of Specifications					
Grade 4					
NUMBER SENSE					
Gr4 Number System	DOK Level	DOK 1	DOK 2	DOK 3	Item Total
MA 4.1.1 Students will represent and show relationships among positive rational numbers within the base-ten number system.					
<i>MA 4.1.1.a Read and write numbers through the millions</i>	Assessed at the local level				
<i>MA 4.1.1.b Demonstrate multiple equivalent representations for decimal numbers through the hundredths place</i>	2	0-1	2-3	0	2-4
<i>MA 4.1.1.c Compare and order whole numbers and decimals through the hundredths place</i>	1	2-4	0	0	2-4
<i>MA 4.1.1.d Classify a number as even or odd</i>	Assessed at the local level				
<i>MA 4.1.1.e Represent a fraction as parts of a whole, and/or parts of a set</i>	2	0-1	1-2	0	1-3
<i>MA 4.1.1.f Use visual models to find equivalent fractions</i>	1	1-3	0	0	1-3
<i>MA 4.1.1.g Determine the size of a fraction relative to one half using equivalent forms</i>	Assessed at the local level				
<i>MA 4.1.1.h Locate fractions on a number line</i>	1	1-3	0	0	1-3
<i>MA 4.1.1.i Round a whole number to millions</i>	Assessed at the local level				
Gr4 Operations	DOK Level	DOK 1	DOK 2	DOK 3	Item Total
MA 4.1.2 Students will demonstrate the meaning of division with whole numbers.					
<i>MA 4.1.2.a Use drawings, words, and symbols to explain the meaning of division</i>	2	0-1	1-2	0	1-3
Gr4 Computation	DOK Level	DOK 1	DOK 2	DOK 3	Item Total
4.1.3 Students will compute fluently and accurately using appropriate strategies and tools.					
<i>MA 4.1.3.a Compute whole number division facts 0-10 fluently</i>	Assessed at the local level				
<i>MA 4.1.3.b Add and subtract decimals to the hundredth place</i>	1	1-2	0	0	1-2
<i>MA 4.1.3.c Multiply two-digit whole numbers</i>	1	1-3	0	0	1-3

MA 4.1.3.d Divide a three-digit number by a one digit divisor with and without a remainder	Assessed at the local level				
MA 4.1.3.e Mentally compute multiplication and division involving powers of 10	1	1-3	0	0	1-3
MA 4.1.3.f Select and apply the appropriate method of computation when problem solving	2	0-1	3-4	0	3-5
Gr4 Estimation	DOK Level	DOK 1	DOK 2	DOK 3	Item Total
4.1.4 Students will estimate and check reasonableness of answers using appropriate strategies and tools.					
MA 4.1.4.a Estimate the three-digit product and the two-digit quotient of whole number multiplication and division and check the reasonableness	Assessed at the local level				
GEOMETRIC/MEASUREMENT CONCEPTS					
Gr4 Characteristics	DOK Level	DOK 1	DOK 2	DOK 3	Item Total
MA 4.2.1 Students will classify two-dimensional shapes and three-dimensional objects.					
MA 4.2.1.a Identify two- and three- dimensional shapes according to their sides and angle properties	2	0-1	2-3	0	2-4
MA 4.2.1.b Classify an angle as acute, obtuse, and right	2	0-1	1-2	0	1-3
MA 4.2.1.c Identify parallel, perpendicular, and intersecting lines	1	1-2	0	0	1-2
MA 4.2.1.d Identify the property of congruency when dealing with plane geometric shapes	Assessed at the local level				
Gr4 Coordinate Geometry	DOK Level	DOK 1	DOK 2	DOK 3	Item Total
MA 4.2.2 Students will describe locations using coordinate geometry.					
MA 4.2.2.a Identify the ordered pair of a plotted point in first quadrant by its location	1	1-2	0	0	1-2
Gr4 Transformations	DOK Level	DOK 1	DOK 2	DOK 3	Item Total
MA 4.2.3 Students will identify simple transformations.					
MA 4.2.3.a Given two congruent geometric shapes, identify the transformation applied to an original shape to create a transformed shape	Assessed at the local level				
Gr4 Spatial Modeling	DOK Level	DOK 1	DOK 2	DOK 3	Item Total
MA 4.2.4 Students will use geometric models to solve problems.					

Nebraska State Accountability 2014 Technical Report

MA 4.2.4.a <i>Given a geometric model, use it to solve a problem</i>	Assessed at the local level				
Gr4 Measurement	DOK Level	DOK 1	DOK 2	DOK 3	Item Total
MA 4.2.5 Students will apply appropriate procedures and tools to estimate and determine measurement using customary units and metric units.					
MA 4.2.5.a <i>Select and use appropriate tools to measure perimeter of polygons</i>	Assessed at the local level				
MA 4.2.5.b <i>Identify time to the minute on an analog clock</i>	2	0-1	1-2	0	1-3
MA 4.2.5.c <i>Solve problems involving elapsed time</i>	2	0-1	1-2	0	1-3
MA 4.2.5.d <i>Identify the appropriate metric unit for measuring length, weight, and capacity/volume</i>	1	2-4	0	0	2-4
MA 4.2.5.e <i>Estimate and measure length using customary and metric units</i>	Assessed at the local level				
MA 4.2.5.f <i>Measure weight and temperature using customary units</i>	Assessed at the local level				
MA 4.2.5.g <i>Compute simple unit conversions for length within a system of measurement</i>	2	0-1	1-2	0	1-3
ALGEBRAIC CONCEPTS					
Gr4 Relationships	DOK Level	DOK 1	DOK 2	DOK 3	Item Total
MA 4.3.1 Students will represent and analyze relationships.					
MA 4.3.1.a <i>Describe, extend, and apply rules about numeric patterns</i>	Assessed at the local level				
MA 4.3.1.b <i>Represent and analyze a variety of patterns using words, tables, and graphs</i>	Assessed at the local level				
MA 4.3.1.c <i>Use \leq and \geq symbols to compare quantities</i>	2	0-1	1-2	0	1-3
MA 4.3.1.d <i>Select appropriate operational and relational symbols to make a number sentence true</i>	2	0-1	1-2	0	1-3
Gr4 Modeling in Context	DOK Level	DOK 1	DOK 2	DOK 3	Item Total
MA 4.3.2 Students will create and use models to represent mathematical situations.					
MA 4.3.2.a <i>Model situations that involve the multiplication of whole numbers using number lines and symbols</i>	Assessed at the local level				
MA 4.3.2.b <i>Describe and model quantitative change involving quantitative change involving multiplication</i>	Assessed at the local level				
Gr4 Procedures	DOK Level	DOK 1	DOK 2	DOK 3	Item Total

MA 4.3.3 Students will identify and apply properties of whole numbers to solve equations involving multiplication and division.					
<i>MA 4.3.3.a Represent the idea of a variable as an unknown quantity using a letter or a symbol</i>	Assessed at the local level				
<i>MA 4.3.3.b Use symbolic representation of the identity property of multiplication</i>	Assessed at the local level				
MA 4.3.3.c Use symbolic representations of the commutative property of multiplication	1	1-3	0	0	1-3
MA 4.3.3.d Solve simple one-step whole number equations	1	2-4	0	0	2-4
<i>MA 4.3.3.e Explain the procedures(s) used in solving simple one-step whole number equations</i>	Assessed at the local level				
DATA ANALYSIS/PROBABILITY CONCEPTS					
Gr4 Display and Analysis	DOK Level	DOK 1	DOK 2	DOK 3	Item Total
MA 4.4.1 Students will organize, display, compare, and interpret data.					
<i>MA 4.4.1.a Represent data using bar dot/line plots</i>	Assessed at the local level				
MA 4.4.1.b Compare different representations of the same data	2	0-1	1-2	0	1-3
MA 4.4.1.c Interpret data and draw conclusions using dot/line plots	2	0-1	1-2	0	1-3
<i>MA 4.4.1.d Find the mode and range for a set of whole numbers</i>	Assessed at the local level				
<i>MA 4.4.1.e Find the whole number mean for a set of whole numbers</i>	Assessed at the local level				
Gr4 Predictions and Inferences	DOK Level	DOK 1	DOK 2	DOK 3	Item Total
MA 4.4.2 Students will construct predictions based on data.					
MA 4.4.2.a Make predictions based on data to answer questions from tables and bar graphs	2	0-1	1-2	0	1-3
Gr4 Probability	DOK Level	DOK 1	DOK 2	DOK 3	Item Total
MA 4.4.3 Students will find, describe, and compare experimental probabilities.					
<i>MA 4.4.3.a Perform simple experiments and compare the degree of likelihood</i>	Assessed at the local level				

Nebraska State Accountability - Mathematics (NeSA-M)					
Table of Specifications					
Grade 5					
NUMBER SENSE					
Gr5 Number System	DOK Level	DOK 1	DOK 2	DOK 3	Item Total
MA 5.1.1 Students will represent and show relationships among positive rational numbers.					
<i>MA 5.1.1.a Demonstrate multiple equivalent representations for whole numbers and decimals through the thousandths place</i>	2	0-1	2-3	0	2-4
<i>MA 5.1.1.b Compare and order whole numbers, fractions, and decimals through the thousandths place</i>	1	2-4	0	0	2-4
<i>MA 5.1.1.c Identify and name fractions in their simplest form and find common denominators for fractions</i>	1	2-4	0	0	2-4
<i>MA 5.1.1.d Recognize and generate equivalent forms of commonly used fractions, decimals, and percents</i>	2	0-1	2-3	0	2-4
<i>MA 5.1.1.e Classify a number as prime or composite</i>	1	1-2	0	0	1-2
<i>MA 5.1.1.f Identify factors and multiples of any whole number</i>	1	1-2	0	0	1-2
<i>MA 5.1.1.g Round whole numbers and decimals to any given place</i>	Assessed at the local level				
Gr5 Operations	DOK Level	DOK 1	DOK 2	DOK 3	Item Total
MA 5.1.2 Students will demonstrate the meaning of arithmetic operations with whole numbers.					
<i>MA 5.1.2.a Use words and symbols to explain the meaning of the identity properties for addition and multiplication</i>	Assessed at the local level				
<i>MA 5.1.2.b Use words and symbols to explain the meaning of the commutative and associative properties of addition and multiplication</i>	Assessed at the local level				
<i>MA 5.1.2.c Use words and symbols to explain the distributive property of multiplication over addition</i>	2	0-1	1-2	0	1-3
Gr5 Computation	DOK Level	DOK 1	DOK 2	DOK 3	Item Total
MA 5.1.3 Students will compute fluently and accurately using appropriate strategies and tools.					
<i>MA 5.1.3.a Add and subtract positive rational numbers</i>	1	2-4	0	0	2-4
<i>MA 5.1.3.b Select, apply, and explain the appropriate method of computation when problem solving</i>	2	0-1	3-4	0	3-5

Nebraska State Accountability 2014 Technical Report

<i>MA 5.1.3.c Multiply decimals</i>	1	1-3	0	0	1-3
<i>MA 5.1.3.d Divide a decimal by a whole number</i>	1	1-3	0	0	1-3
Gr5 Estimation	DOK Level	DOK 1	DOK 2	DOK 3	Item Total
MA 5.1.4 Students will estimate and check reasonableness of answers using appropriate strategies and tools.					
<i>MA 5.1.4.a Estimate the sums and differences of positive rational numbers to check the reasonableness of such results</i>	2	0-1	1-2	0	1-3
GEOMETRIC/MEASUREMENT CONCEPTS					
Gr5 Characteristics	DOK Level	DOK 1	DOK 2	DOK 3	Item Total
MA 5.2.1 Students will describe relationships among two-dimensional shapes and three-dimensional objects.					
<i>MA 5.2.1.a Identify the number of edges, faces, and vertices of triangular and rectangular prisms</i>	1	1-3	0	0	1-3
<i>MA 5.2.1.b Justify congruence of two-dimensional shapes</i>	Assessed at the local level				
<i>MA 5.2.1.c Justify the classification of two-dimensional shapes</i>	Assessed at the local level				
<i>MA 5.2.1.d Identify degrees on a circle</i>	1	1-2	0	0	1-2
Gr5 Coordinate Geometry	DOK Level	DOK 1	DOK 2	DOK 3	Item Total
5.2.2 Students will identify locations using coordinate geometry.					
<i>MA 5.2.2.a Plot the location of an ordered pair in the first quadrant</i>	1	1-2	0	0	1-2
Gr5 Transformations	DOK Level	DOK 1	DOK 2	DOK 3	Item Total
MA 5.2.3 Students will identify simple transformations.					
<i>MA 5.2.3.a Perform one-step transformations on two-dimensional shapes</i>	Assessed at the local level				
Gr5 Spatial Modeling	DOK Level	DOK 1	DOK 2	DOK 3	Item Total
5.2.4 Students will create and use geometric models to solve problems.					
<i>MA 5.2.4.a Build or sketch a geometric model to solve a problem</i>	Assessed at the local level				
<i>MA 5.2.4.b Sketch congruent shapes</i>	Assessed at the local level				
<i>MA 5.2.4.c Build rectangular prisms using cubes</i>	Assessed at the local level				
Gr5 Measurement	DOK Level	DOK 1	DOK 2	DOK 3	Item Total

Nebraska State Accountability 2014 Technical Report

MA 5.2.5 Students will apply appropriate procedures, tools, and formulas to determine measurements using customary units and metric units.					
<i>MA 5.2.5.a Select and use appropriate tools to measure perimeter and angles</i>	Assessed at the local level				
MA 5.2.5.b Identify correct unit (customary or metric) to the measurement situation	2	0-1	1-2	0	1-3
<i>MA 5.2.5.c Estimate and measure length with customary units to the nearest 1/4 inch</i>	Assessed at the local level				
<i>MA 5.2.5.d Measure capacity/volume with customary units</i>	Assessed at the local level				
<i>MA 5.2.5.e Measure weight (mass) and temperature using metric units</i>	Assessed at the local level				
MA 5.2.5.f Determine the area of rectangles and squares	2	0-1	1-2	0	1-3
ALGEBRAIC CONCEPTS					
Gr5 Relationships	DOK Level	DOK 1	DOK 2	DOK 3	Item Total
MA 5.3.1 Students will represent, analyze, and generalize relationships.					
<i>MA 5.3.1.a Describe, extend, apply rules, and make generalizations about numeric and geometric patterns</i>	Assessed at the local level				
<i>MA 5.3.1.b Create and analyze numeric patterns using words, tables, and graphs</i>	Assessed at the local level				
<i>MA 5.3.1.c Communicate relationships using expressions and equations</i>	Assessed at the local level				
Gr5 Modeling in Context	DOK Level	DOK 1	DOK 2	DOK 3	Item Total
MA 5.3.2 Students will create, use, and compare models representing mathematical situations.					
MA 5.3.2.a Model situations that involve the addition, subtraction, and multiplication of positive rational numbers using words, graphs, and tables	2	0-1	1-2	0	1-3
<i>MA 5.3.2.b Represent a variety of quantitative relationships using tables and graphs</i>	Assessed at the local level				
<i>MA 5.3.2.c Compare different models to represent mathematical situations</i>	Assessed at the local level				
Gr5 Procedures	DOK Level	DOK 1	DOK 2	DOK 3	Item Total
MA 5.3.3 Students will apply properties of simple positive rational numbers to solve one-step equations.					
<i>MA 5.3.3.a Explain the addition property of equality</i>	Assessed at the local level				

MA 5.3.3.b Use symbolic representations of the associative property	2	0	1-2	0	1-2
MA 5.3.3.c Evaluate numerical expressions by using parentheses with respect to order of operations	1	2-4	0	0	2-4
MA 5.3.3.d Evaluate simple algebraic expressions involving addition and subtraction	2	0	1-2	0	1-2
MA 5.3.3.e Solve one-step addition and subtraction equations involving common positive rational numbers	1	1-2	0	0	1-2
MA 5.3.3.f Identify and explain the properties of equality used in solving one-step equations involving common positive rational numbers	Assessed at the local level				
DATA ANALYSIS/PROBABILITY CONCEPTS					
Gr5 Display and Analysis	DOK Level	DOK 1	DOK 2	DOK 3	Item Total
MA 5.4.1 Students will organize, display, compare, and interpret data.					
MA 5.4.1.a Represent data using line plots	2	0	1-2	0	1-2
MA 5.4.1.b Represent the same set of data in different formats	2	0-1	1-2	0	1-3
MA 5.4.1.c Draw conclusions based on a set of data	3	0	0-1	1-2	1-3
MA 5.4.1.d Find the mean, median, mode, and range for a set of whole numbers	Assessed at the local level				
MA 5.4.1.e Generate questions and answers from data sets and their graphical representations	Assessed at the local level				
Gr5 Predictions and Inferences	DOK Level	DOK 1	DOK 2	DOK 3	Item Total
MA 5.4.2 Students will construct predictions based on data.					
MA 5.4.2.a Make predictions based on data to answer questions from tables, bar graphs, and line graphs	Assessed at the local level				
Gr5 Probability	DOK Level	DOK 1	DOK 2	DOK 3	Item Total
MA 5.4.3 Students will determine theoretical probabilities.					
MA 5.4.3.a Perform and record results of probability experiments	Assessed at the local level				
MA 5.4.3.b Generate a list of possible outcomes for a simple event	1	1-3	0	0	1-3
MA 5.4.3.c Explain the likelihood of an event that can be represented by a number from 0 to 1	1	1-3	0	0	1-3

Nebraska State Accountability - Mathematics (NeSA-M)					
Table of Specifications					
Grade 6					
NUMBER SENSE					
Gr6 Number System	DOK Level	DOK 1	DOK 2	DOK 3	Item Total
MA 6.1.1 Students will represent and show relationships among positive rational numbers and integers.					
<i>MA 6.1.1.a Show equivalence among common fractions and non-repeating decimals and percents</i>	Assessed at the local level				
<i>MA 6.1.1.b Compare and order positive and negative integers</i>	1	1-3	0	0	1-3
<i>MA 6.1.1.c Identify integers less than 0 on a number line</i>	Assessed at the local level				
<i>MA 6.1.1.d Represent large numbers using exponential notation</i>	1	1-2	0	0	1-2
<i>MA 6.1.1.e Identify the prime factorization of numbers</i>	1	1-3	0	0	1-3
<i>MA 6.1.1.f Classify numbers as natural, whole, or integer</i>	Assessed at the local level				
Gr6 Operations	DOK Level	DOK 1	DOK 2	DOK 3	Item Total
MA 6.1.2 Students will demonstrate the meaning of arithmetic operations with positive fractions and decimals.					
<i>MA 6.1.2.a Use drawings, words, and symbols to explain the meaning of addition and subtraction of fractions</i>	2	0-1	1-3	0	1-4
<i>MA 6.1.2.b Use drawings, words and symbols to explain the meaning of addition and subtraction of decimals</i>	2	0-1	1-3	0	1-4
Gr6 Computation	DOK Level	DOK 1	DOK 2	DOK 3	Item Total
MA 6.1.3 Students will compute fluently and accurately using appropriate strategies and tools.					
<i>MA 6.1.3.a Multiply and divide positive rational numbers</i>	1	1-3	0	0	1-3
<i>MA 6.1.3.b Select and apply the appropriate method of computation when problem solving</i>	2	0-1	2-3	0	2-4
Gr6 Estimation	DOK Level	DOK 1	DOK 2	DOK 3	Item Total

MA 6.1.4 Students will estimate and check reasonableness of answers using appropriate strategies and tools.					
MA 6.1.4.a Use appropriate estimation methods to check the reasonableness of solutions for problems involving positive rational numbers	2	0-1	1-2	0	1-3
GEOMETRIC/MEASUREMENT CONCEPTS					
Gr6 Characteristics	DOK Level	DOK 1	DOK 2	DOK 3	Item Total
MA 6.2.1 Students will compare and contrast properties among two-dimensional shapes and three-dimensional objects.					
<i>MA 6.2.1.a Justify the classification of three-dimensional objects</i>	Assessed at the local level				
Gr6 Coordinate Geometry	DOK Level	DOK 1	DOK 2	DOK 3	Item Total
MA 6.2.2 Students will label points using coordinate geometry.					
MA 6.2.2.a Identify the ordered pair of a plotted point in the coordinate plane	1	1-3	0	0	1-3
Gr6 Transformations	DOK Level	DOK 1	DOK 2	DOK 3	Item Total
MA 6.2.3 Students will use and describe results of transformations on geometric shapes.					
<i>MA 6.2.3.a Perform and describe positions and orientation of shapes under single transformations not on a coordinate plane</i>	Assessed at the local level				
Gr6 Spatial Modeling	DOK Level	DOK 1	DOK 2	DOK 3	Item Total
MA 6.2.4 Students will use visualization of geometric models to solve problems.					
MA 6.2.4.a Identify two-dimensional drawings of three-dimensional objects	2	1-2	1-2	0	2-4
Gr6 Measurement	DOK Level	DOK 1	DOK 2	DOK 3	Item Total
MA 6.2.5 Students will apply appropriate procedures, tools, and formulas to determine measurements.					
<i>MA 6.2.5.a Estimate and measure length with customary and metric units to the nearest 1/16 inch and mm</i>	Assessed at the local level				
<i>MA 6.2.5.b Measure volume/capacity using the metric system</i>	Assessed at the local level				
<i>MA 6.2.5.c Convert length, weight, and liquid capacity from one unit to another within the same system</i>	Assessed at the local level				
MA 6.2.5.d Determine the perimeter of polygons	2	1-2	1-2	0	2-4

Nebraska State Accountability 2014 Technical Report

MA 6.2.5.e Determine the area of parallelograms and triangles	2	1-2	1-2	0	2-4
MA 6.2.5.f Determine the volume of rectangular prisms	2	1-2	1-2	0	2-4
ALGEBRAIC CONCEPTS					
Gr6 Relationships	DOK Level	DOK 1	DOK 2	DOK 3	Item Total
MA 6.3.1 Students will represent, analyze, and use relationships to make generalizations.					
MA 6.3.1.a Describe and create simple algebraic expressions from words and tables	2	0-1	1-2	0	1-3
MA 6.3.1.b Use a variable to describe a situation with an equation	2	0-1	1-2	0	1-3
MA 6.3.1.c Identify relationships as increasing, decreasing, or constant	Assessed at the local level				
Gr6 Modeling in Context	DOK Level	DOK 1	DOK 2	DOK 3	Item Total
MA 6.3.2 Students will create, use, and interpret models of quantitative relationships.					
MA 6.3.2.a Model contextualized problems using various representations	2	2-3	2-3	0	4-6
MA 6.3.2.b Represent a variety of quantitative relationships using symbols and words	Assessed at the local level				
Gr6 Procedures	DOK Level	DOK 1	DOK 2	DOK 3	Item Total
MA 6.3.3 Students will apply properties to solve equations.					
MA 6.3.3.a Explain the multiplication property of equality	Assessed at the local level				
MA 6.3.3.b Evaluate numerical expressions containing multiple operations with respect to order of operations	1	2-4	0	0	2-4
MA 6.3.3.c Evaluate simple algebraic expressions involving multiplication and division	1	1-3	0	0	1-3
MA 6.3.3.d Solve one-step equations involving positive rational numbers	1	1-3	0	0	1-3
MA 6.3.3.e Identify and explain the properties of equality used in solving one-step equations	2	0-1	1-2	0	1-3
DATA ANALYSIS/PROBABILITY CONCEPTS					
Gr6 Display and Analysis	DOK Level	DOK 1	DOK 2	DOK 3	Item Total
MA 6.4.1 Students will organize, display, compare, and interpret data.					
MA 6.4.1.a Represent data using stem and leaf plots, histograms, and frequency charts	Assessed at the local level				

MA 6.4.1.b Compare and interpret data sets and their graphical representations	2	0-1	3-4	0	3-5
MA 6.4.1.c Find the mean, median, mode, and range for a set of data	1	2-4	0	0	2-4
MA 6.4.1.d Compare the mean, median, mode, and range from two sets of data	Assessed at the local level				
Gr6 Predictions and Inferences	DOK Level	DOK 1	DOK 2	DOK 3	Item Total
MA 6.4.2 Students will construct predictions based on data.					
MA 6.4.2.a Make predictions based on data and create questions to further investigate the quality of the predictions	Assessed at the local level				
Gr6 Probability	DOK Level	DOK 1	DOK 2	DOK 3	Item Total
MA 6.4.3 Students will apply basic concepts of probability.					
MA 6.4.3.a Describe the theoretical probability of an event using a fraction, percentage, decimal, or ratio	Assessed at the local level				
MA 6.4.3.b Compute theoretical probabilities for independent events	2	0-1	1-2	0	1-3
MA 6.4.3.c Find experimental probability for independent events	1	1-3	0	0	1-3

Nebraska State Accountability - Mathematics (NeSA-M)					
Table of Specifications					
Grade 7					
NUMBER SENSE					
Gr7 Number System	DOK Level	DOK 1	DOK 2	DOK 3	Item Total
MA 7.1.1 Students will represent and show relationships among rational numbers.					
<i>MA 7.1.1.a Show equivalence among fractions, decimals, and percents</i>	2	0-1	2-3	0	2-4
<i>MA 7.1.1.b Compare and order rational numbers</i>	2	0-1	1-2	0	1-3
<i>MA 7.1.1.c Represent large numbers using scientific notation</i>	1	1-3	0	0	1-3
<i>MA 7.1.1.d Classify numbers as natural, whole, integer, or rational</i>	Assessed at the local level				
<i>MA 7.1.1.e Find least common multiple and greatest common divisor given two numbers</i>	Assessed at the local level				
Gr7 Operations	DOK Level	DOK 1	DOK 2	DOK 3	Item Total
MA 7.1.2 Students will demonstrate the meaning of arithmetic operations with positive fractions, decimals, and integers.					
<i>MA 7.1.2.a Use drawings, words, and symbols to explain the meaning of multiplication and division of fractions</i>	Assessed at the local level				
<i>MA 7.1.2.b Use drawings, words, and symbols to explain the meaning of multiplication and division of decimals</i>	Assessed at the local level				
<i>MA 7.1.2.c Use drawings, words, and symbols to explain the addition and subtraction of integers</i>	Assessed at the local level				
Gr7 Computation	DOK Level	DOK 1	DOK 2	DOK 3	Item Total
MA 7.1.3 Students will compute fluently and accurately using appropriate strategies and tools.					
<i>MA 7.1.3.a Compute accurately with integers</i>	1	2-3	0	0	2-3
<i>MA 7.1.3.b Select, apply, and explain the method of computation when problem solving using integers and positive rational numbers</i>	2	1-2	1-2	0	2-4
<i>MA 7.1.3.c Solve problems involving percent of numbers</i>	2	1-2	1-2	0	2-4
Gr7 Estimation	DOK Level	DOK 1	DOK 2	DOK 3	Item Total

MA 7.1.4 Students will estimate and check reasonableness of answers using appropriate strategies and tools.					
<i>MA 7.1.4.a Use estimation methods to check the reasonableness of solutions for problems involving integers and positive rational numbers</i>	2	0-1	1-2	0	1-3
GEOMETRIC/MEASUREMENT CONCEPTS					
Gr7 Characteristics	DOK Level	DOK 1	DOK 2	DOK 3	Item Total
MA 7.2.1 Students will describe, compare, and contrast properties and relationships of geometric shapes and objects.					
<i>MA 7.2.1.a Identify and describe similarity of two-dimensional shapes using side and angle measurement</i>	Assessed at the local level				
<i>MA 7.2.1.b Name line, line segment, ray, and angle</i>	Assessed at the local level				
Gr7 Coordinate Geometry	DOK Level	DOK 1	DOK 2	DOK 3	Item Total
MA 7.2.2 Students will specify locations and describe relationships using coordinate geometry.					
<i>MA 7.2.2.a Plot the location of an ordered pair in the coordinate plane</i>	1	1-2	0	0	1-2
<i>MA 7.2.2.b Identify the quadrant of a given point in the coordinate plane</i>	Assessed at the local level				
<i>MA 7.2.2.c Find the distance between points along horizontal and vertical lines of a coordinate plane</i>	1	1-2	0	0	1-2
Gr7 Transformations	DOK Level	DOK 1	DOK 2	DOK 3	Item Total
MA 7.2.3 Students will use transformations and symmetry to analyze geometric shapes.					
<i>MA 7.2.3.a Identify lines of symmetry for a reflection</i>	Assessed at the local level				
<i>MA 7.2.3.b Perform and describe positions and orientation of shapes under a single transformation on a coordinate plane</i>	2	0-1	1-2	0	1-3
Gr7 Spatial Modeling	DOK Level	DOK 1	DOK 2	DOK 3	Item Total
MA 7.2.4 Students will use visualization to create geometric models in solving problems.					
<i>MA 7.2.4.a Identify the shapes that make up the three-dimensional object</i>	Assessed at the local level				
<i>MA 7.2.4.b Create two-dimensional representations of three-dimensional objects to visualize and solve problems</i>	Assessed at the local level				
<i>MA 7.2.4.c Draw angles to given degree</i>	Assessed at the local level				

Gr7 Measurement	DOK Level	DOK 1	DOK 2	DOK 3	Item Total
MA 7.2.5 Students will select and apply appropriate procedures, tools, and formulas to determine measurements.					
MA 7.2.5.a Measure angles to the nearest degree	Assessed at the local level				
MA 7.2.5.b Determine the area of trapezoids and circles, and the circumference of circles	2	1-2	2-3	0	3-5
MA 7.2.5.c Recognize the inverse relationship between the size of a unit and the number of units used when measuring	Assessed at the local level				
ALGEBRAIC CONCEPTS					
Gr7 Relationships	DOK Level	DOK 1	DOK 2	DOK 3	Item Total
MA 7.3.1 Students will represent and analyze relationships using algebraic symbols.					
MA 7.3.1.a Describe and create algebraic expressions from words, tables, and graphs	2	0-1	2-3	0	2-4
MA 7.3.1.b Use a variable to describe a situations with an inequality	2	0	1-2	0	1-2
MA 7.3.1.c Recognize and generate equivalent forms of simple algebraic expressions	Assessed at the local level				
Gr7 Modeling in Context	DOK Level	DOK 1	DOK 2	DOK 3	Item Total
MA 7.3.2 Students will create, use, and interpret models of quantitative relationships.					
MA 7.3.2.a Model contextualized problems using various representations	2	1-2	2-3	0	3-5
MA 7.3.2.b Represent a variety of quantitative relationships using algebraic expressions and one-step equations	Assessed at the local level				
Gr7 Procedures	DOK Level	DOK 1	DOK 2	DOK 3	Item Total
MA 7.3.3 Students will apply properties to solve equations and inequalities.					
MA 7.3.3.a Explain additive inverse of addition	Assessed at the local level				
MA 7.3.3.b Use symbolic representation of the distributive property	Assessed at the local level				
MA 7.3.3.c Given the value of the variable(s), evaluate algebraic expressions with respect to order of operations	1	3-5	0	0	3-5
MA 7.3.3.d Solve two-step equations involving integers and positive rational numbers	2	0-1	1-3	0	2-4
MA 7.3.3.e Solve one-step inequalities involving positive rational numbers	2	0-1	2-3	0	2-4

MA 7.3.3.f Identify and explain the properties used in solving two-step equations	Assessed at the local level				
DATA ANALYSIS/PROBABILITY CONCEPTS					
Gr7 Display and Analysis	DOK Level	DOK 1	DOK 2	DOK 3	Item Total
MA 7.4.1 Students will formulate questions that can be addressed with data, and then organize, display, and analyze the relevant data to answer their questions.					
MA 7.4.1.a Analyze data sets and interpret their graphical representations	2	0-1	2-3	0	2-4
MA 7.4.1.b Find and interpret mean, median, mode, and range for sets of data	2	0-1	1-2	0	1-3
MA 7.4.1.c Explain the difference between a population and a sample	Assessed at the local level				
MA 7.4.1.d List biases that may be created by various data collection processes	Assessed at the local level				
MA 7.4.1.e Formulate a question about a characteristic that can be answered by simulation or a survey	Assessed at the local level				
Gr7 Predictions and Inferences	DOK Level	DOK 1	DOK 2	DOK 3	Item Total
MA 7.4.2 Students will evaluate predictions and make inferences based on data.					
MA 7.4.2.a Determine if data collected from a sample can be used to make predictions about a population	Assessed at the local level				
Gr7 Probability	DOK Level	DOK 1	DOK 2	DOK 3	Item Total
MA 7.4.3 Students will apply and interpret basic concepts of probability.					
MA 7.4.3.a Find the probability of independent compound events	2	0	1-2	0	1-2
MA 7.4.3.b Compare and contrast theoretical and experimental probabilities	2	0	1-2	0	1-2

Nebraska State Accountability - Mathematics (NeSA-M)					
Table of Specifications					
Grade 8					
NUMBER SENSE					
Gr8 Number System	DOK Level	DOK 1	DOK 2	DOK 3	Item Total
MA 8.1.1 Students will represent and show relationships among real numbers.					
MA 8.1.1.a Compare and order real numbers	2	0	1-2	0	1-2
<i>MA 8.1.1.b Demonstrate relative position of real numbers on the number line</i>	Assessed at the local level				
MA 8.1.1.c Represent small numbers using scientific notation	2	0-1	1-2	0	1-3
MA 8.1.1.d Classify numbers as natural, whole, integer, rational, irrational, or real	1	1-2	0	0	1-2
Gr8 Operations	DOK Level	DOK 1	DOK 2	DOK 3	Item Total
MA 8.1.2 Students will demonstrate the meaning of arithmetic operations with integers.					
<i>MA 8.1.2.a Use drawings, words, and symbols to explain the meaning of addition, subtraction, multiplication, and division of integers</i>	Assessed at the local level				
<i>MA 8.1.2.b Use words and symbols to explain the zero property of multiplication</i>	Assessed at the local level				
<i>MA 8.1.2.c Use words and symbols to explain why division by zero is undefined</i>	Assessed at the local level				
Gr8 Computation	DOK Level	DOK 1	DOK 2	DOK 3	Item Total
MA 8.1.3 Students will compute fluently and accurately using appropriate strategies and tools.					
MA 8.1.3.a Compute accurately with rational numbers	1	2-4	0	0	2-4
MA 8.1.3.b Evaluate expressions involving absolute value of integers	1	1-3	0	0	1-3
<i>MA 8.1.3.c Calculate squares of integers, the square roots of perfect squares, and the square roots of whole numbers using technology</i>	Assessed at the local level				
MA 8.1.3.d Select, apply, and explain the method of computation when problem solving using rational numbers	2	0-1	2-3	0	2-4
MA 8.1.3.e Solve problems involving ratios and proportions	2	0-1	2-3	0	2-4

Gr8 Estimation	DOK Level	DOK 1	DOK 2	DOK 3	Item Total
MA 8.1.4 Students will estimate and check reasonableness of answers using appropriate strategies and tools.					
<i>MA 8.1.4.a Use estimation methods to check the reasonableness of solutions for problems involving rational numbers</i>	2	0-1	1-2	0	1-3
GEOMETRIC/MEASUREMENT CONCEPTS					
Gr8 Characteristics	DOK Level	DOK 1	DOK 2	DOK 3	Item Total
MA 8.2.1 Students will describe, compare, and contrast characteristics, properties, and relationships of geometric shapes and objects.					
<i>MA 8.2.1.a Identify and describe similarity of three-dimensional objects</i>	Assessed at the local level				
<i>MA 8.2.1.b Compare and contrast relationships between similar and congruent objects</i>	Assessed at the local level				
<i>MA 8.2.1.c Identify geometric properties of parallel lines cut by a transversal and related angles</i>	1	2-4	0	0	2-4
<i>MA 8.2.1.d Identify pairs of angles</i>	1	2-4	0	0	2-4
<i>MA 8.2.1.e Examine the relationships of the interior angles of a triangle</i>	2	0-1	1-2	0	1-3
Gr8 Coordinate Geometry	DOK Level	DOK 1	DOK 2	DOK 3	Item Total
MA 8.2.2 Students will specify locations and describe spatial relationships using coordinate geometry.					
<i>MA 8.2.2.a Use coordinate geometry to represent and examine the properties of rectangles and squares using horizontal and vertical segments</i>	2	0-1	1-2	0	1-3
Gr8 Transformations	DOK Level	DOK 1	DOK 2	DOK 3	Item Total
MA 8.2.3 Students will perform transformations and use them to analyze the orientation and size of geometric shapes.					
<i>MA 8.2.3.a Identify the similarity of dilated shapes</i>	Assessed at the local level				
<i>MA 8.2.3.b Perform and describe positions and sizes of shapes under dilations</i>	Assessed at the local level				
Gr8 Spatial Modeling	DOK Level	DOK 1	DOK 2	DOK 3	Item Total
MA 8.2.4 Students will use visualization, spatial reasoning, and geometric modeling to solve problems.					

MA 8.2.4.a Draw geometric objects with specified properties	Assessed at the local level				
Gr8 Measurement	DOK Level	DOK 1	DOK 2	DOK 3	Item Total
MA 8.2.5 Students will select and apply appropriate procedures, tools, and formulas to determine measurements.					
MA 8.2.5.a Use strategies to find the perimeter and area of complex shapes	Assessed at the local level				
MA 8.2.5.b Determine surface area and volume of three-dimensional objects	Assessed at the local level				
MA 8.2.5.c Apply the Pythagorean theorem to find missing lengths in right triangles and to solve problems	2	0-1	2-3	0	2-4
MA 8.2.5.d Use scale factors to find missing lengths in similar shapes	1	1-3	0	0	1-3
MA 8.2.5.e Convert between metric and standard units of measurement, given conversion factors	Assessed at the local level				
ALGEBRAIC CONCEPTS					
Gr8 Relationships	DOK Level	DOK 1	DOK 2	DOK 3	Item Total
MA 8.3.1 Students will represent and analyze relationships using algebraic symbols.					
MA 8.3.1.a Represent and analyze a variety of patterns with tables, graphs, words, and algebraic equations	Assessed at the local level				
MA 8.3.1.b Describe relationships using algebraic expressions, equations, and inequalities	2	0-1	2-4	0	2-5
MA 8.3.1.c Identify constant slope from tables and graphs	Assessed at the local level				
Gr8 Modeling in Context	DOK Level	DOK 1	DOK 2	DOK 3	Item Total
MA 8.3.2 Students will create, use, and interpret models of quantitative relationships.					
MA 8.3.2.a Model contextualized problems using various representations	3	0	2-3	1-2	3-5
MA 8.3.2.b Represent a variety of quantitative relationships using algebraic expressions and two-step/one-step variable equations	Assessed at the local level				
Gr8 Procedures	DOK Level	DOK 1	DOK 2	DOK 3	Item Total
MA 8.3.3 Students will apply properties to solve equations and inequalities.					
MA 8.3.3.a Explain the multiplicative inverse	Assessed at the local level				

MA 8.3.3.b Evaluate numerical expressions containing whole number exponents	2	1-3	1-2	0	2-5
MA 8.3.3.c Solve multi-step equations involving rational numbers	2	0-1	2-4	0	2-5
MA 8.3.3.d Solve two-step inequalities involving rational numbers	2	0-1	2-4	0	2-5
MA 8.3.3.e Identify and explain the properties used in solving two-step inequalities and multi-step equations	Assessed at the local level				
DATA ANALYSIS/PROBABILITY CONCEPTS					
Gr8 Display and Analysis	DOK Level	DOK 1	DOK 2	DOK 3	Item Total
MA 8.4.1 Students will formulate questions that can be addressed with data, and then organize, display, and analyze the relevant data to answer their questions.					
MA 8.4.1.a Represent data using circle graphs and box plots with and without the use of technology	Assessed at the local level				
MA 8.4.1.b Compare characteristics between sets of data or within a given set of data	3	0	1-2	1-2	2-4
MA 8.4.1.c Find, interpret, and compare measures of central tendency (mean, median, and mode) and the quartiles for sets of data	Assessed at the local level				
MA 8.4.1.d Select the most appropriate unit of central tendency for sets of data	2	0-1	1-2	0	1-3
MA 8.4.1.e Identify misrepresentation and misinterpretation of data represented in circle graphs and box plots	2	0-1	1-2	0	1-3
Gr8 Predictions and Inferences	DOK Level	DOK 1	DOK 2	DOK 3	Item Total
MA 8.4.2 Students will evaluate predictions and make inferences based on data.					
MA 8.4.2.a Evaluate predictions to formulate new questions and plan new studies	Assessed at the local level				
MA 8.4.2.b Compare and contrast two sets of data to make inferences	Assessed at the local level				
Gr8 Probability	DOK Level	DOK 1	DOK 2	DOK 3	Item Total
MA 8.4.3 Students will apply and interpret basic concepts of probability.					
MA 8.4.3.a Identify complementary events and calculate their probabilities	2	0-1	1-2	0	1-3
MA 8.4.3.b Compute probabilities for independent compound events	2	0-1	1-2	0	1-3

Nebraska State Accountability - Mathematics (NeSA-M)					
Table of Specifications					
Grade 11					
NUMBER SENSE					
Gr11 Number System	DOK Level	DOK 1	DOK 2	DOK 3	Item Total
MA 12.1.1 Students will represent and show relationships among real numbers.					
<i>MA 12.1.1.a Demonstrate multiple equivalent forms of irrational numbers</i>	Assessed at the local level				
<i>MA 12.1.1.b Compare, contrast, and apply the properties of numbers and the real number system, including the rational, irrational, imaginary and complex numbers</i>	Assessed at the local level				
Gr11 Operations	DOK Level	DOK 1	DOK 2	DOK 3	Item Total
MA 12.1.2 Students will demonstrate the meaning and effects of arithmetic operations with real numbers.					
<i>MA 12.1.2.a Use drawings, words, and symbols to explain the effects of such operations as multiplication and division, and computing positive powers and roots on the magnitude of quantities</i>	Assessed at the local level				
<i>MA 12.1.2.b Use drawings, words, and symbols to explain that the distance between two numbers on the number line is the absolute value of their difference</i>	Assessed at the local level				
Gr11 Computation	DOK Level	DOK 1	DOK 2	DOK 3	Item Total
MA 12.1.3 Students will compute fluently and accurately using appropriate strategies and tools.					
MA 12.1.3.a Compute accurately with real numbers	1	1-2	0	0	1-2
MA 12.1.3.b Simplify exponential expressions	2	0	1-2	0	1-2
<i>MA 12.1.3.c Multiply and divide numbers using scientific notation</i>	Assessed at the local level				
<i>MA 12.1.3.d Select, apply, and explain the method of computation when problem solving using real numbers</i>	Assessed at the local level				
Gr11 Estimation	DOK Level	DOK 1	DOK 2	DOK 3	Item Total
MA 12.1.4 Students will estimate and check reasonableness of answers using appropriate strategies and tools.					

MA 12.1.4.a Use estimation methods to check the reasonableness of real number computations and decide if the problem calls for an approximation or an exact number	2	0-1	1-2	0	1-3
MA 12.1.4.b Distinguish relevant from irrelevant information, identify missing information and either find what is needed or make appropriate estimates	Assessed at the local level				
GEOMETRIC/MEASUREMENT CONCEPTS					
Gr11 Characteristics	DOK Level	DOK 1	DOK 2	DOK 3	Item Total
MA 12.2.1 Students will analyze characteristics, properties, and relationships among geometric shapes and objects.					
12.2.1.a Identify and explain the necessity of and give examples of definitions and theorems	Assessed at the local level				
MA 12.2.1.b Analyze properties and relationships among classes of two and three dimensional geometric objects using inductive reasoning and counterexamples	Assessed at the local level				
MA 12.2.1.c State and prove geometric theorems using deductive reasoning	Assessed at the local level				
MA 12.2.1.d Apply geometric properties to solve problems	2	0-1	3-4	0	3-5
MA 12.2.1.e Identify and apply right triangle relationships	2	0-1	2-4	0	2-5
MA 12.2.1.f Recognize that there are geometries, other than Euclidean geometry, in which the parallel postulate is not true	Assessed at the local level				
MA 12.2.1.g Know the definitions and basic properties of a circle and use them to prove basic theorems and solve problems	Assessed at the local level				
Gr11 Coordinate Geometry	DOK Level	DOK 1	DOK 2	DOK 3	Item Total
MA 12.2.2 Students will use coordinate geometry to analyze and describe relationships in the coordinate plane.					
MA 12.2.2.a Use coordinate geometry to analyze geometric situations	2	0-1	2-3	0	2-4
MA 12.2.2.b Apply the midpoint formula	Assessed at the local level				
MA 12.2.2.c Apply the distance formula	2	0-1	1-2	0	1-3
MA 12.2.2.d Prove special types of triangles and quadrilaterals	3	0	0-1	1-2	1-3
Gr11 Transformations	DOK Level	DOK 1	DOK 2	DOK 3	Item Total
MA 12.2.3 Students will apply and analyze transformations.					

MA 12.2.3.a Explain and justify the effects of simple transformations on the ordered pairs of two-dimensional shapes	Assessed at the local level				
MA 12.2.3.b Perform and describe multiple transformations	Assessed at the local level				
Gr11 Spatial Modeling	DOK Level	DOK 1	DOK 2	DOK 3	Item Total
MA 12.2.4 Students will use visualization, spatial reasoning, and geometric modeling to solve problems.					
MA 12.2.4.a Sketch and draw appropriate representations of geometric objects using ruler, protractor, or technology	Assessed at the local level				
MA 12.2.4.b Use geometric models to visualize, describe, and solve problems	2	0-1	2-3	0	2-4
Gr11 Measurement	DOK Level	DOK 1	DOK 2	DOK 3	Item Total
MA 12.2.5 Students will apply the units, systems, and formulas to solve problems.					
MA 12.2.5.a Use strategies to find surface area and volume of complex objects	Assessed at the local level				
MA 12.2.5.b Apply appropriate units and scales to solve problems involving measurement	Assessed at the local level				
MA 12.5.c Convert between various units of area ad volume, such as square feet to square yards	Assessed at the local level				
MA 12.2.5.d Convert equivalent rates	2	1-2	1-2	0	2-4
MA 12.2.5.e Find arc length and area of sectors of a circle	Assessed at the local level				
MA 12.2.5.f Determine surface area and volume of three-dimensional objects	Assessed at the local level				
MA 12.2.5.g Know that the effect of a scale factor k on length, area and volume is to multiply each k , k^2 and k^3 , respectively	Assessed at the local level				
ALGEBRAIC CONCEPTS					
Gr11 Relationships	DOK Level	DOK 1	DOK 2	DOK 3	Item Total
MA 12.3.1 Students will generalize, represent, and analyze relationships using algebraic symbols.					
MA 12.3.1.a Represent, interpret, and analyze functions with graphs, tables, and algebraic notation, and convert among these representations	3	0	2-3	1-2	3-5
MA 12.3.1.b Identify domain and range of functions represented in either symbolic or graphical form	Assessed at the local level				

MA 12.3.1.c Identify the slope and intercepts of a linear relationship from an equation or graph	2	0-1	2-3	0	2-4
MA 12.3.1.d Identify characteristics of linear and non-linear functions	3	0	2-3	1-2	3-5
MA 12.3.1.e Graph linear and non-linear functions	Assessed at the local level				
MA 12.3.1.f Compare and analyze the rate of change by using ordered pairs, tables, graphs, and equations	3	0	1-2	1-2	2-4
MA 12.3.1.g Graph and interpret linear inequalities	Assessed at the local level				
MA 12.3.1.h Represent, interpret, and analyze functions and their inverses	Assessed at the local level				
MA 12.3.1.i Determine if a relation is a function	Assessed at the local level				
Gr11 Modeling in Context	DOK Level	DOK 1	DOK 2	DOK 3	Item Total
MA 12.3.2 Students will model and analyze quantitative relationships.					
MA 12.3.2.a Model contextualized problems using various representations	Assessed at the local level				
MA 12.3.2.b Represent a variety of quantitative relationships using linear equations and one variable inequalities	3	0	0	2-4	2-4
MA 12.3.2.c Analyze situations to determine the type of algebraic relationship	Assessed at the local level				
MA 12.3.2.d Model contextualized problems using various representations for non-linear functions	Assessed at the local level				
Gr11 Procedures	DOK Level	DOK 1	DOK 2	DOK 3	Item Total
MA 12.3.3 Students will represent and solve equations and inequalities.					
MA 12.3.3.a Explain/apply the reflexive, symmetric, and transitive properties of equality	Assessed at the local level				
MA 12.3.3.b Simplify algebraic expressions involving exponents	1	1-3	0	0	1-3
MA 12.3.3.c Add and subtract polynomials	1	1-3	0	0	1-3
MA 12.3.3.d Multiply and divide polynomials	1	1-3	0	0	1-3
MA 12.3.3.e Factor polynomials	Assessed at the local level				
MA 12.3.3.f Identify and generate equivalent forms of linear equations	1	1-3	0	0	1-3
MA 12.3.3.g Solve linear equations and inequalities including absolute value	Assessed at the local level				
MA 12.3.3.h Identify and explain the properties used in solving equations and inequalities	Assessed at the local level				

Nebraska State Accountability 2014 Technical Report

MA 12.3.3.i Solve quadratic equations	Assessed at the local level				
MA 12.3.3.j Add, subtract, and simplify rational expressions	Assessed at the local level				
MA 12.3.3.k Multiply, divide, and simplify rational expressions	Assessed at the local level				
MA 12.3.3.l Evaluate polynomial and rational expressions and expressions containing radicals and absolute values at specified values of their variables	Assessed at the local level				
MA 12.3.3.m Derive and use the formulas for the general term and summation of finite arithmetic and geometric series	Assessed at the local level				
MA 12.3.3.n Combine functions by composition, as well as by addition, subtraction, multiplication, and division	Assessed at the local level				
MA 12.3.3.o Solve an equation involving several variables for one variable in terms of the others	Assessed at the local level				
MA 12.3.3.p Analyze and solve systems of two linear equations in two variables algebraically and graphically	Assessed at the local level				
DATA ANALYSIS/PROBABILITY CONCEPTS					
Gr11 Display and Analysis	DOK Level	DOK 1	DOK 2	DOK 3	Item Total
MA 12.4.1 Students will formulate a question and design a survey or an experiement in which data is collected and displayed in a variety of formats, then select and use appropriate statistical methods to analyze the data.					
MA 12.4.1.a Interpret data represented by the normal distribution and formulate conclusions	Assessed at the local level				
MA 12.4.1.b Compute, identify, and interpret measures of central tendency (mean, median, mode) when provided a graph or data set	Assessed at the local level				
MA 12.4.1.c Explain how sample size and transformations of data affect measures of central tendency	Assessed at the local level				
MA 12.4.1.d Describe the shape and determine the spread (variance, standard deviation) and outliers of a data set	2	0	2-3	0	2-3
MA 12.4.1.e Explain how statistics are used or misused in the world	Assessed at the local level				
MA 12.4.1.f Create scatter plots, analyze patterns, and describe relationships in paired data	Assessed at the local level				
MA 12.4.1.g Explain the impact of sampling methods, bias, and the phrasing of questions asked during data collection and the conclusions that can rightfully be made	Assessed at the local level				

Nebraska State Accountability 2014 Technical Report

MA 12.4.1.h Explain the differences between randomized experiment and observational studies	Assessed at the local level				
Gr11 Predictions and Inferences	DOK Level	DOK 1	DOK 2	DOK 3	Item Total
MA 12.4.2 Students will develop and evaluate inferences to make predictions.					
MA 12.4.2.a Compare data sets and evaluate conclusions using graphs and summary statistics	Assessed at the local level				
MA 12.4.2.b Support inferences with valid arguments	Assessed at the local level				
MA 12.4.2.c Develop linear equations for linear models to predict unobserved outcomes using regression line and correlation coefficient	Assessed at the local level				
MA 12.4.2.d Recognize when arguments based on data confuse correlation with causation	Assessed at the local level				
Gr11 Probability	DOK Level	DOK 1	DOK 2	DOK 3	Item Total
MA 12.4.3 Students will apply and analyze concepts of probability.					
MA 12.4.3.a Construct a sample space and a probability distribution	Assessed at the local level				
MA 12.4.3.b Identify dependent and independent events and calculate their probabilities	2	1-2	1-2	0	2-4
MA 12.4.3.c Use the appropriate counting techniques to determine the probability of an event	2	1-2	0-1	0	1-3
MA 12.4.3.d Analyze events to determine if they are mutually exclusive	2	0-1	1-2	0	1-3
MA 12.4.3.e Determine the relative frequency of a specified outcome of an event to estimate the probability of the outcome	Assessed at the local level				

Appendix C: NeSA-S Test Blueprint

Nebraska State Accountability - Science (NeSA-S)					
Table of Specifications					
Grade 5					
Inquiry, The Nature of Science, and Technology					
Grade 5 Abilities to do Scientific Inquiry	DOK Level	DOK 1	DOK 2	DOK 3	Item Total
SC 5.1.1 Students will plan and conduct investigations that lead to the development of explanations.					8-13
<i>SC 5.1.1.a Ask testable scientific questions</i>	2				
<i>SC 5.1.1.b Plan and conduct investigations and identify factors that have the potential to impact an investigation</i>	3				
<i>SC 5.1.1.c Select and use equipment correctly and accurately</i>	1				
<i>SC 5.1.1.d Make relevant observations and measurements</i>	2				
<i>SC 5.1.1.e Collect and organize data</i>	2				
<i>SC 5.1.1.f Develop a reasonable explanation based on collected data</i>	3				
<i>SC 5.1.1.g Share information, procedures, and results with peers and/or adults</i>	2				
<i>SC 5.1.1.h Provide feedback on scientific investigations</i>	3				
<i>SC 5.1.1.i Use appropriate mathematics in all aspects of scientific inquiry</i>	2				
Grade 5 Nature of Science	DOK Level	DOK 1	DOK 2	DOK 3	Item Total
SC 5.1.2 Students will describe how scientists go about their work.	Assessed at the local level				
<i>SC 5.1.2.a Recognize that scientific explanations are based on evidence and scientific knowledge</i>	1				
<i>SC 5.1.2.b Recognize that new discoveries are always being made which impact scientific knowledge</i>	1				
<i>SC 5.1.2.c Recognize many different people study science</i>	1				

Grade 5 Technology	DOK Level	DOK 1	DOK 2	DOK 3	Item Total
SC 5.1.3 Students will solve a simple design problem.	Assessed at the local level				
<i>SC 5.1.3.a Identify a simple problem</i>	2				
<i>SC 5.1.3.b Propose a solution to a simple problem</i>	2				
<i>SC 5.1.3.c Implement the proposed solution</i>	3				
<i>SC 5.1.3.d Evaluate the implementation</i>	3				
<i>SC 5.1.3.e Communicate the problem, design, and solution</i>	2				
PHYSICAL SCIENCE					
Grade 5 Matter	DOK Level	DOK 1	DOK 2	DOK 3	Item Total
SC 5.2.1 Students will explore and describe the physical properties of matter and its changes.					3-6
<i>SC 5.2.1.a Identify mixtures and pure substances</i>	1				
<i>SC 5.2.1.b Identify physical properties of matter (color, odor, elasticity, weight, volume)</i>	1				
<i>SC 5.2.1.c Use appropriate metric measurements to describe physical properties</i>	1				
<i>SC 5.2.1.d Identify state change caused by heating and cooling solids, liquids, and gasses</i>	1				
Grade 5 Force and Motion	DOK Level	DOK 1	DOK 2	DOK 3	Item Total
SC 5.2.2 Students will identify the influence of forces on motion.					3-5
<i>SC 5.2.2.a Describe motion by tracing and measuring an object's position over a period of time (speed)</i>	2				
<i>SC 5.2.2.b Describe changes in motion due to outside forces (push, pull, gravity)</i>	1				
<i>SC 5.2.2 c Describe magnetic behavior in terms of attraction and repulsion</i>	1				
Grade 5 Energy	DOK Level	DOK 1	DOK 2	DOK 3	Item Total
SC 5.2.3 Students will observe and identify signs of energy transfer.					4-7
<i>SC 5.2.3.a Recognize that sound is produced from vibrating objects; the sound can be changed by changing the vibration</i>	1				
<i>SC 5.2.3.b Recognize that light travels in a straight line and can be reflected by an object (mirror)</i>	1				

SC 5.2.3.c Recognize that light can travel through certain materials and not others (transparent, translucent, opaque)	1				
SC 5.2.3.d Identify ways to generate heat (friction, burning, incandescent light bulb)	1				
SC 5.2.3.e Identify materials that act as thermal conductors or insulators	1				
SC 5.2.3.f Recognize that the transfer of electricity in an electrical circuit requires a closed loop	1				
LIFE SCIENCE					
Grade 5 Life Science	DOK Level	DOK 1	DOK 2	DOK 3	Item Total
SC 5.3.1 Students will investigate and compare the characteristics of living things.					2-4
SC 5.3.1.a Compare and contrast characteristics of living and nonliving things	2				
SC 5.3.1.b Identify how parts of plants and animals function to meet basic needs (e.g., leg of an insect helps an insect move, root of a plant helps the plant obtain water)	1				
Grade 5 Heredity	DOK Level	DOK 1	DOK 2	DOK 3	Item Total
SC 5.3.2 Students will identify variations of inherited characteristics and life cycles.					2-4
SC 5.3.2.a Identify inherited characteristics of plants and animals	1				
SC 5.3.2.b Identify the life cycle of an organism	1				
SC 5.3.3 Students will describe relationships within an ecosystem.					4-7
SC 5.3.3.a Diagram and explain a simple food chain beginning with the Sun	2				
SC 5.3.3.b Identify the role of producers, consumers, and decomposers in an ecosystem	1				
SC 5.3.3.c Recognize the living and nonliving factors that impact the survival of organisms in an ecosystem	1				
SC 5.3.3.d Recognize all organisms cause changes, some beneficial and some detrimental, in the environment where they live	1				
SC 5.3.4 Students will describe changes in organisms over time.					1-2
SC 5.3.4.a Describe adaptations made by plants or animals to survive environmental changes	1				

EARTH AND SPACE SCIENCE					
Grade 5 Earth in Space	DOK Level	DOK 1	DOK 2	DOK 3	Item Total
SC 5.4.1 Students will observe and describe characteristics, patterns, and changes in the sky.					1-2
<i>SC 5.4.1.a Recognize that the observed shape of the Moon changes from day to day during a one month period</i>	1				
<i>SC 5.4.1.b Recognize the motion of objects in the sky (the Sun, the Moon, stars) change over time in recognizable patterns</i>	1				
Grade 5 Earth Structures and Processes	DOK Level	DOK 1	DOK 2	DOK 3	Item Total
SC 5.4.2 Students will observe and describe Earth's materials, structure, and processes.					4-6
<i>SC 5.4.2.a Describe the characteristics of rocks, minerals, soil, water, and the atmosphere</i>	1				
<i>SC 5.4.2.b Identify weathering, erosion, and deposition as processes that build up or break down Earth's surface</i>	1				
<i>SC 5.4.2.c Identify how Earth materials are used (fuels, building materials, sustaining plant life)</i>	1				
Grade 5 Energy in Earth's Systems	DOK Level	DOK 1	DOK 2	DOK 3	Item Total
SC 5.4.3 Students will observe and describe the effects of energy changes on Earth.					3-5
<i>SC 5.4.3.a Describe the Sun's warming effect on the land and water</i>	1				
<i>SC 5.4.3.b Observe, measure, and record changes in weather (temperature, wind direction and speed, precipitation)</i>	2				
<i>SC 5.4.3.c Recognize the difference between weather, climate, and seasons</i>	1				
Grade 5 Earth's History	DOK Level	DOK 1	DOK 2	DOK 3	Item Total
SC 5.4.4 Students will describe changes in Earth.					1-3
<i>SC 5.4.4.a Describe how slow processes (erosion, weathering, deposition) and rapid processes (landslides, volcanic eruptions, earthquakes) change Earth's surface</i>	1				

Nebraska State Accountability - Science (NeSA-S)					
Table of Specifications					
Grade 8					
Inquiry, The Nature of Science, and Technology					
Grade 8 Abilities to do Scientific Inquiry	DOK Level	DOK 1	DOK 2	DOK 3	Item Total
SC 8.1.1 Students will design and conduct investigations that will lead to descriptions of relationships between evidence and explanations.					8-13
<i>SC 8.1.1.a Formulate testable questions that lead to predictions and scientific investigations</i>	2				
<i>SC 8.1.1.b Design and conduct logical and sequential investigations including repeated trials</i>	3				
<i>SC 8.1.1.c Determine controls and use dependent (responding) and independent (manipulated) variables</i>	3				
<i>SC 8.1.1.d Select and use equipment appropriate to the investigation, demonstrate correct techniques</i>	1				
<i>SC 8.1.1.e Make qualitative and quantitative observations</i>	2				
<i>SC 8.1.1.f Record and represent data appropriately and review for quality, accuracy, and relevancy</i>	3				
<i>SC 8.1.1.g Evaluate predictions, draw logical inferences based on observed patterns/relationships, and account for non-relevant information</i>	3				
<i>SC 8.1.1.h Share information, procedures, results, and conclusions with appropriate audiences</i>	2				
<i>SC 8.1.1.i Analyze and provide appropriate critique of scientific investigations</i>	3				
<i>SC 8.1.1.j Use appropriate mathematics in all aspects of scientific inquiry</i>	2				
Grade 8 Nature of Science	DOK Level	DOK 1	DOK 2	DOK 3	Item Total
SC 8.1.2 Students will apply the nature of science to their own investigations.	Assessed at the local level				
<i>SC 8.1.2.a Recognize science is an ongoing process and the scientific community accepts and uses explanations until they encounter new experimental evidence not matching existing explanations</i>	1				
<i>SC 8.1.2.b Describe how scientific discoveries influence and change society</i>	2				

Nebraska State Accountability 2014 Technical Report

SC 8.1.2.c Recognize scientists from various cultures have made many contributions to explain the natural world	1				
Grade 8 Technology	DOK Level	DOK 1	DOK 2	DOK 3	Item Total
SC 8.1.3 Students will solve a design problem which involves one or two science concepts.	Assessed at the local level				
SC 8.1.3.a Identify problems for technical design	2				
SC 8.1.3.b Design a solution or product	3				
SC 8.1.3.c Implement the proposed design	3				
SC 8.1.3.d Evaluate completed technological designs or products	3				
SC 8.1.3.e Communicate the process of technical design	2				
SC 8.1.3.f Distinguish between scientific inquiry (asking questions about the natural world) and technological design (using science to solve practical problems)	1				
SC 8.1.3.g Describe how science and technology are reciprocal	1				
SC 8.1.3.h Recognize that solutions have intended and unintended consequences	1				
SC 8.1.3.i Compare and contrast the reporting of scientific knowledge and the reporting of technological knowledge	2				
PHYSICAL SCIENCE					
Grade 8 Matter	DOK Level	DOK 1	DOK 2	DOK 3	Item Total
SC 8.2.1 Students will identify and describe the particulate nature of matter including physical and chemical interactions.					4-7
SC 8.2.1.a Compare and contrast elements, compounds, and mixtures	2				
SC 8.2.1.b Describe physical and chemical properties of matter	2				
SC 8.2.1.c Recognize most substances can exist as a solid, liquid, or gas depending on temperature	1				
SC 8.2.1.d Compare and contrast solids, liquids, and gasses based on properties of these states of matter	2				
SC 8.2.1.e Distinguish between physical and chemical changes (phase changes, dissolving, burning, rusting)	1				
SC 8.2.1.f Recognize conservation of matter in physical and chemical changes	1				

SC 8.2.1.g Classify substances into similar groups based on physical properties	2				
Grade 8 Force and Motion	DOK Level	DOK 1	DOK 2	DOK 3	Item Total
SC 8.2.2 Students will investigate and describe forces and motion.					3-6
SC 8.2.2.a Describe motion of an object by its position and velocity	2				
SC 8.2.2.b Recognize an object that is not being subjected to a force will continue to move at a constant speed in a straight line or stay at rest (Newton's 1st law)	1				
SC 8.2.2.c Compare the motion of objects related to the effects of balanced and unbalanced forces	2				
SC 8.2.2.d Recognize that everything on or around Earth is pulled towards Earth's center by gravitational force	1				
Grade 8 Energy	DOK Level	DOK 1	DOK 2	DOK 3	Item Total
SC 8.2.3 Students will identify and describe how energy systems and matter interact.					3-6
SC 8.2.3.a Recognize that vibrations set up wave-like disturbances that spread away from the source (sound, seismic, water waves)	1				
SC 8.2.3.b Identify that waves move at different speeds in different materials	1				
SC 8.2.3.c Recognize that light interacts with matter by transmission (including refraction), absorption, or scattering (including reflection)	1				
SC 8.2.3.d Recognize that to see an object, light from the surface of the object must enter the eye; the color seen depends on the properties of the surface and the color of the available light sources	1				
SC 8.2.3.e Recognize that heat moves from warmer objects to cooler objects until both reach the same temperature	1				
SC 8.2.3.f Describe transfer of energy from electrical and magnetic sources to different energy forms (heat, light, sound, chemical)	1				
SC 8.2.3.g Recognize all energy is neither created nor destroyed	1				

LIFE SCIENCE					
Grade 8 Structure and Function of Living Systems	DOK Level	DOK 1	DOK 2	DOK 3	Item Total
SC 8.3.1 Students will investigate and describe the structure and function of living organisms.					4-7
<i>SC 8.3.1.a Recognize the levels of organization in living organisms (cells, tissues, organs, organ systems, organisms)</i>	1				
<i>SC 8.3.1.b Recognize that all organisms are composed of one or many cells; that these cells must grow, divide, and use energy; and that all cells function similarly</i>	1				
<i>SC 8.3.1.c Recognize specialized cells perform specialized functions in multicellular organisms</i>	1				
<i>SC 8.3.1.d Identify the organs and functions of the major systems of the human body and describe ways that these systems interact with each other</i>	1				
<i>SC 8.3.1.e Describe how plants and animals respond to environmental stimuli</i>	1				
Grade 8 Heredity	DOK Level	DOK 1	DOK 2	DOK 3	Item Total
SC 8.3.2 Students will investigate and describe the relationship between reproduction and heredity.					1-3
<i>SC 8.3.2.a Recognize that hereditary information is contained in genes within the chromosomes of each cell</i>	1				
<i>SC 8.3.2.b Compare and contrast sexual and asexual reproduction</i>	2				
Grade 8 Flow of Matter and Energy in Ecosystems	DOK Level	DOK 1	DOK 2	DOK 3	Item Total
SC 8.3.3 Students will describe populations and ecosystems.					3-6
<i>SC 8.3.3.a Diagram and explain the flow of energy through a simple food web</i>	2				
<i>SC 8.3.3.b Compare the roles of producers, consumers, and decomposers in an ecosystem</i>	2				
<i>SC 8.3.3.c Recognize that producers transform sunlight into chemical energy through photosynthesis</i>	1				
<i>SC 8.3.3.d Determine the biotic and abiotic factors that impact the number of organisms an ecosystem can support</i>	2				
<i>SC 8.3.3.e Recognize a population is all the individuals of a species at a given place and time</i>	1				

SC 8.3.3.f Identify symbiotic relationships among organisms	1				
SC 8.3.3.g Identify positive and negative effects of natural and human activity on an ecosystem	2				
Grade 8 Biodiversity	DOK Level	DOK 1	DOK 2	DOK 3	Item Total
SC 8.3.4 Students will identify characteristics of organisms that help them survive.					2-4
SC 8.3.4.a Describe how an inherited characteristic enables an organism to improve its survival rate	2				
SC 8.3.4.b Recognize the extinction of a species is caused by the inability to adapt to an environmental change	1				
SC 8.3.4.c Use anatomical features of an organism to infer similarities among other organisms	2				
EARTH AND SPACE SCIENCE					
Grade 8 Earth in Space	DOK Level	DOK 1	DOK 2	DOK 3	Item Total
SC 8.4.1 Students will investigate and describe Earth and the solar system.					2-4
SC 8.4.1.a Describe the components of the solar system (the Sun, planets, moons, asteroids, comets)	1				
SC 8.4.1.b Describe the relationship between motion of objects in the solar system and the phenomena of day, year, eclipses, phases of the Moon and seasons	2				
SC 8.4.1.c Describe the effects of gravity on Earth (tides) and the effect of gravity on objects in the solar system	2				
Grade 8 Earth Structures and Processes	DOK Level	DOK 1	DOK 2	DOK 3	Item Total
SC 8.4.2 Students will investigate and describe Earth's structure, systems, and processes.					6-10
SC 8.4.2.a Describe the layers of Earth (core, mantle, crust, atmosphere)	1				
SC 8.4.2.b Describe the physical composition of soil	1				
SC 8.4.2.c Describe the mixture of gasses in Earth's atmosphere and how the atmosphere's properties change at different elevations	1				
SC 8.4.2.d Describe evidence of Earth's magnetic field	1				
SC 8.4.2.e Compare and contrast constructive and destructive forces (deposition, erosion, weathering, plate motion causing uplift, volcanoes, earthquakes) that impact Earth's surface	2				
SC 8.4.2.f Describe the rock cycle	1				

SC 8.4.2.g Describe the water cycle (evaporation, condensation, precipitation)	1				
SC 8.4.2.h Classify Earth materials as renewable or nonrenewable	2				
Grade 8 Energy in Earth's Systems	DOK Level	DOK 1	DOK 2	DOK 3	Item Total
SC 8.4.3 Students will investigate and describe energy in Earth's systems.					2-4
SC 8.4.3.a Describe how energy from the Sun influences the atmosphere and provides energy for plant growth	1				
SC 8.4.3.b Identify factors that influence daily and seasonal changes on Earth (tilt of the Earth, humidity, air pressure, air masses)	1				
SC 8.4.3.c Describe atmospheric movements that influence weather and climate (air masses, jet stream)	1				
Grade 8 Earth's History	DOK Level	DOK 1	DOK 2	DOK 3	Item Total
SC 8.4.4 Students will use evidence to draw conclusions about changes in Earth.					1-3
SC 8.4.4.a Recognize that Earth processes we see today are similar to those that occurred in the past (uniformity of processes)	1				
SC 8.4.4.b Describe how environmental conditions have changed through use of the fossil record	2				

Nebraska State Accountability - Science (NeSA-S)					
Table of Specifications					
Grade 11					
Inquiry, The Nature of Science, and Technology					
Grade 11 Abilities to do Scientific Inquiry	DOK Level	DOK 1	DOK 2	DOK 3	Item Total
SC 12.1.1 Students will design and conduct investigations that lead to the use of logic and evidence in the formulation of scientific explanations and models.					8-13
<i>SC 12.1.1.a Formulate a testable hypothesis supported by prior knowledge to guide an investigation</i>	2				
<i>SC 12.1.1.b Design and conduct logical and sequential scientific investigations with repeated trials and apply findings to new investigations</i>	3				
<i>SC 12.1.1.c Identify and manage variables and constraints</i>	3				
<i>SC 12.1.1.d Select and use lab equipment and technology appropriately and accurately</i>	1				
<i>SC 12.1.1.e Use tools and technology to make detailed qualitative and quantitative observations</i>	1				
<i>SC 12.1.1.f Represent and review collected data in a systematic, accurate, and objective manner</i>	3				
<i>SC 12.1.1.g Analyze and interpret data, synthesize ideas, formulate and evaluate models, and clarify concepts and explanations</i>	3				
<i>SC 12.1.1.h Use results to verify or refute a hypothesis</i>	2				
<i>SC 12.1.1.i Propose and/or evaluate possible revisions and alternate explanations</i>	3				
<i>SC 12.1.1.j Share information, procedures, results, conclusions, and defend findings to a scientific community (peers, science fair audience, policy makers)</i>	3				
<i>SC 12.1.1.k Evaluate scientific investigations and offer revisions and new ideas as appropriate</i>	3				
<i>SC 12.1.1.l Use appropriate mathematics in all aspects of scientific inquiry</i>	2				
Grade 11 Nature of Science	DOK Level	DOK 1	DOK 2	DOK 3	Item Total
SC 12.1.2 Students will apply the nature of scientific knowledge to their own investigations and in the evaluation of scientific explanations.	Assessed at the local level				

Nebraska State Accountability 2014 Technical Report

SC 12.1.2.a Recognize that scientific explanations must be open to questions, possible modifications, and must be based upon historical and current scientific knowledge	1				
SC 12.1.2.b Describe how society influences the work of scientists and how science, technology, and current scientific discoveries influence and change society	2				
SC 12.1.2.c Recognize that the work of science results in incremental advances, almost always building on prior knowledge, in our understanding of the world	1				
SC 12.1.2.d Research and describe the difficulties experienced by scientific innovators who had to overcome commonly held beliefs of their times to reach conclusions that we now take for granted	2				
Grade 11 Technology	DOK Level	DOK 1	DOK 2	DOK 3	Item Total
SC 12.1.3 Students will solve a complex design problem.	Assessed at the local level				
SC 12.1.3.a Propose designs and choose between alternative solutions of a problem	3				
SC 12.1.3.b Assess the limits of a technological design	3				
SC 12.1.3.c Implement the selected solution	3				
SC 12.1.3.d Evaluate the solution and its consequences	3				
SC 12.1.3.e Communicate the problem, process, and solution	2				
SC 12.1.3.f Compare and contrast the reasons for the pursuit of science and the pursuit of technology	2				
SC 12.1.3.g Explain how science advances with the introduction of new technology	1				
SC 12.1.3.h Recognize creativity, imagination, and a good knowledge base are all needed to advance the work of science and engineering	1				
PHYSICAL SCIENCE					
Grade 11 Matter	DOK Level	DOK 1	DOK 2	DOK 3	Item Total
SC 12.2.1 Students will investigate and describe matter in terms of its structure, composition and conservation.					4-7
SC 12.2.1.a Recognize bonding occurs when outer electrons are transferred (ionic) or shared (covalent)	1				
SC 12.2.1.b Describe the energy transfer associated with phase changes between solids, liquids, and gasses	1				

Nebraska State Accountability 2014 Technical Report

SC 12.2.1.c Describe the three normal states of matter (solid, liquid, gas) in terms of energy, particle arrangement, particle motion, and strength of bond between molecules	1				
SC 12.2.1.d Recognize a large number of chemical reactions involve the transfer of either electrons (oxidation/reduction) or hydrogen ions (acid/base) between reacting ions, molecules, or atoms	1				
SC 12.2.1.e Identify factors affecting rates of chemical reactions (temperature, particle size, surface area)	1				
SC 12.2.1.f Recognize the charges and relative locations of subatomic particles (neutrons, protons, electrons)	1				
SC 12.2.1.g Describe properties of atoms, ions, and isotopes	1				
SC 12.2.1.h Describe the organization of the periodic table of elements with respect to patterns of physical and chemical properties	1				
Grade 11 Force and Motion	DOK Level	DOK 1	DOK 2	DOK 3	Item Total
SC 12.2.2 Students will investigate and describe the nature of field forces and their interactions with matter.					4-8
SC 12.2.2.a Describe motion with respect to displacement and acceleration	2				
SC 12.2.2.b Describe how the law of inertia (Newton's 1st law) is evident in a real-world event	2				
SC 12.2.2.c Make predictions based on relationships among net force, mass, and acceleration (Newton's 2nd law)	2				
SC 12.2.2.d Recognize that all forces occur in equal and opposite pairs (Newton's 3rd law)	1				
SC 12.2.2.e Describe how Newton's 3rd law of motion is evident in a real-world event	2				
SC 12.2.2.f Describe gravity as a force that each mass exerts on another mass, which is proportional to the masses and the distance between them	2				
SC 12.2.2.g Recognize that an attractive or repulsive electric force exists between two charged particles and that this force is proportional to the magnitude of the charges and the distance between them	1				
Grade 11 Energy	DOK Level	DOK 1	DOK 2	DOK 3	Item Total
SC 12.2.3 Students will describe and investigate energy systems relating to the conservation and interaction of energy and matter.					4-8

Nebraska State Accountability 2014 Technical Report

SC 12.2.3.a Describe mechanical wave properties (speed, wavelength, frequency, amplitude) and how waves travel through a medium	1				
SC 12.2.3.b. Recognize that the energy in waves can be changed into other forms of energy	1				
SC 12.2.3.c Recognize that light can behave as a wave (diffraction and interference)	1				
SC 12.2.3.d Distinguish between temperature (a measure of the average kinetic energy of atomic or molecular motion) and heat (the quantity of thermal energy that transfers due to a change in temperature)	2				
SC 12.2.3.e Compare and contrast methods of heat transfer and the interaction of heat with matter via conduction, convection, and radiation	2				
SC 12.2.3.f Recognize that the production of electromagnetic waves is a result of changes in the motion of charges or by a changing magnetic field	1				
SC 12.2.3.g Compare and contrast segments of the electromagnetic spectrum (radio, micro, infrared, visible, ultraviolet, x-rays, gamma) based on frequency and wavelength	2				
SC 12.2.3.h Recognize that nuclear reactions (fission, fusion, radioactive decay) convert a fraction of the mass of interacting particles into energy, and this amount of energy is much greater than the energy in chemical interactions	1				
SC 12.2.3.i Interpret the law of conservation of energy to make predictions for the outcome of an event	2				
SC 12.2.3.j Identify that all energy can be considered to be either kinetic, potential, or energy contained by a field (e.g. electromagnetic waves)	1				
SC 12.2.3.k Identify endothermic and exothermic reactions	1				
LIFE SCIENCE					
Grade 11 Structure and Function of Living Systems	DOK Level	DOK 1	DOK 2	DOK 3	Item Total
SC 12.3.1 Students will investigate and describe the chemical basis of the growth, development, and maintenance of cells.					4-7
SC 12.3.1.a Identify the complex molecules (carbohydrates, lipids, proteins, nucleic acids) that make up living organisms	1				
SC 12.3.1.b Identify the form and function of sub-cellular structures that regulate cellular activities	1				

SC 12.3.1.c Describe the cellular functions of photosynthesis, respiration, cell division, protein synthesis, transport of materials, and energy capture/release	2				
SC 12.3.1.d Describe how an organism senses changes in its internal or external environment and responds to ensure survival	2				
Grade 11 Heredity	DOK Level	DOK 1	DOK 2	DOK 3	Item Total
SC 12.3.2 Students will describe the molecular basis of reproduction and heredity.					3-6
SC 12.3.2.a Identify that information passed from parents to offspring is coded in DNA molecules	1				
SC 12.3.2.b Describe the basic structure of DNA and its function in genetic inheritance	1				
SC 12.3.2.c Recognize how mutations could help, harm, or have no effect on individual organisms	1				
SC 12.3.2.d Describe that sexual reproduction results in a largely predictable, variety of possible gene combinations in the offspring of any two parents	2				
Grade 11 Flow of Matter and Energy in Ecosystems	DOK Level	DOK 1	DOK 2	DOK 3	Item Total
SC 12.3.3 Students will describe, on a molecular level, the cycling of matter and the flow of energy between organisms and their environment.					1-3
SC 12.3.3.a Explain how the stability of an ecosystem is increased by biological diversity	2				
SC 12.3.3.b Recognize that atoms and molecules cycle among living and nonliving components of the biosphere	1				
SC 12.3.3.c Explain how distribution and abundance of different organisms in ecosystems are limited by the availability of matter and energy and the ability of the ecosystem to recycle materials	2				
SC 12.3.3.d Analyze factors which may influence environmental quality	2				
Grade 11 Biodiversity	DOK Level	DOK 1	DOK 2	DOK 3	Item Total
SC 12.3.4 Students will describe the theory of biological evolution.					2-5
SC 12.3.4.a Identify different types of adaptations necessary for survival (morphological, physiological, behavioral)	1				

SC 12.3.4.b Recognize that the concept of biological evolution is a theory which explains the consequence of the interactions of: (1) the potential for a species to increase its numbers, (2) the genetic variability of offspring due to mutation and recombination of genes, (3) a finite supply of the resources required for life, and (4) the ensuing selection by the environment of those offspring better able to survive and leave offspring	1				
SC 12.3.4.c Explain how natural selection provides a scientific explanation of the fossil record and the molecular similarities among the diverse species of living organisms	2				
SC 12.3.4.d Apply the theory of biological evolution to explain diversity of life over time	2				
EARTH AND SPACE SCIENCE					
Grade 11 Earth in Space	DOK Level	DOK 1	DOK 2	DOK 3	Item Total
SC 12.4.1 Students will investigate and describe the known universe.					2-4
SC 12.4.1.a Describe the formation of the universe using the Big Bang Theory	1				
SC 12.4.1.b Recognize that stars, like the Sun, transform matter into energy by nuclear reactions which leads to the formation of other elements	1				
SC 12.4.1.c Describe stellar evolution	1				
Grade 11 Earth Structures and Processes	DOK Level	DOK 1	DOK 2	DOK 3	Item Total
SC 12.4.2 Students will investigate the relationships among Earth's structure, systems, and processes.					3-5
SC 12.4.2.a Recognize how Earth materials move through geochemical cycles (carbon, nitrogen, oxygen) resulting in chemical and physical changes in matter	1				
SC 12.4.2.b Describe how heat convection in the mantle propels the plates comprising Earth's surface across the face of the globe (plate tectonics)	2				
SC 12.4.2.c Evaluate the impact of human activity and natural causes on Earth's resources (groundwater, rivers, land, fossil fuels)	2				

Grade 11 Energy in Earth's Systems	DOK Level	DOK 1	DOK 2	DOK 3	Item Total
SC 12.4.3 Students will investigate and describe the relationships among the sources of energy and their efforts on Earth's systems.					3-5
<i>SC 12.4.3.a Describe how radiation, conduction, and convection transfer heat in Earth's systems</i>	1				
<i>SC 12.4.3.b Identify internal and external sources of heat energy in Earth's systems</i>	2				
<i>SC 12.4.3.c Compare and contrast benefits of renewable and nonrenewable energy sources</i>	2				
<i>SC 12.4.3.d Describe natural influences (Earth's rotation, mountain ranges, oceans, differential heating) on global climate</i>	2				
Grade 11 Earth's History	DOK Level	DOK 1	DOK 2	DOK 3	Item Total
SC 12.4.4 Students will explain the history and evolution of Earth.					2-5
<i>SC 12.4.4.a Recognize that in any sequence of sediments or rocks that has not been overturned, the youngest sediments or rocks are at the top of the sequence and the oldest are at the bottom (law of superposition)</i>	1				
<i>SC 12.4.4.b Interpret Earth's history by observing rock sequences, using fossils to correlate the sequences at various locations, and using data from radioactive dating methods</i>	2				
<i>SC 12.4.4.c Compare and contrast the physical and biological differences of the early Earth with the planet we live on today</i>	2				

Appendix D: Confidentiality Agreement

NEBRASKA DEPARTMENT OF EDUCATION



NEBRASKA STATE ACCOUNTABILITY

_____, _____
MONTH YEAR

CONFIDENTIALITY AGREEMENT

TEST SECURITY IS OF THE UTMOST IMPORTANCE TO THE NEBRASKA DEPARTMENT OF EDUCATION. AS A PARTICIPANT IN THIS _____, YOU HAVE ACCESS TO TEST ITEMS THAT MUST BE REGARDED AS CONFIDENTIAL. **DO NOT REPRODUCE ANY MATERIALS, DIRECTLY OR INDIRECTLY, DISCLOSE THE CONTENTS OF THESE MATERIALS, OR DISCUSS THE MATERIALS OR ANY ISSUES THAT ARISE DURING THE MEETINGS WITH INDIVIDUALS OUTSIDE OF THE MEETING ITSELF.**

WE ARE CERTAIN THAT YOU SHARE OUR CONCERN FOR TEST SECURITY AND ASK THAT YOU ACKNOWLEDGE YOUR ADHERENCE TO THIS AGREEMENT BY SIGNING BELOW.

LEGAL FIRST NAME

MI

LEGAL LAST NAME

SCHOOL

SIGNATURE

DATE

Appendix E: Fairness in Testing Manual

FAIRNESS IN TESTING

Guidelines for Training Bias, Fairness, and Sensitivity Issues

Table of Contents

INTRODUCTION	126
DEFINITION OF BIAS	127
Types of Bias	127
Stereotyping	127
Gender Bias	129
Regional or Geographical Bias	131
Ethnic or Cultural Bias	131
Socioeconomic or Class Bias	132
Religious Bias	132
Ageism (Bias Against a Particular Age Group)	133
Bias Against Persons with Disabilities	134
Experiential Bias	134
Maintaining Balance	135
Topics to Avoid	136
Special Circumstances	137
Historical Contexts	137
Literary Contexts	137
POINTS TO REMEMBER	138
SAMPLE REVIEW FORM	139
References	140

INTRODUCTION

The most important part of the development of any new test is to ensure balanced treatment and control of potential bias, stereotyping, and insensitivity in the items or in the test-related materials. Data Recognition Corporation (DRC) understands that the presence of any type of bias in a test is undesirable not only from a civil rights point of view, but also from a measurement point of view. Issues of bias, fairness, and sensitivity in testing can have a direct impact on test scores. Our test developers are committed to the development of items and tests that are fair for all students. At every stage of the item and test development process, we employ procedures that are designed to ensure that our items and tests meet Standard 7.4 of the *Standards for Educational and Psychological Testing* (AERA, APA, NCME, 1999).

Standard 7.4: Test developers should strive to identify and eliminate language, symbols, words, phrases, and content that are generally regarded as offensive by members of racial, ethnic, gender, or other groups, except when judged to be necessary for adequate representation of the domain.

In meeting Standard 7.4, DRC employs a series of internal quality steps that we believe are among some of the best in the industry. We provide specific training for our test developers, item writers, and reviewers on how to write, review, revise, and edit items for issues of bias, fairness, and sensitivity, as well as for technical quality. Our training also includes an awareness of and sensitivity to issues of cultural diversity.

In addition to providing *internal* training in reviewing items in order to eliminate potential bias, we also provide *external* training to our clients, including state departments of education, review panels of minority experts, teachers, and other stakeholders. DRC understands the importance of having external panels with a wide variety of expertise in reviewing items and tests for potential bias. External panels of professionals provide a review of items for subtle forms of bias that often can be perceived only by individuals who possess a wide variety of appropriate expertise and represent specific constituencies.

This manual has been prepared to summarize DRC's guidelines for bias, fairness, and sensitivity, including how to eliminate language, symbols, words, phrases, and content that might be considered offensive by members of racial, ethnic, gender, or other groups. Our guidelines may be modified to meet client's requirements and/or state-specific guidelines.

DEFINITION OF BIAS

While there are many definitions of bias, the following definition is provided on page 76 of the *Standards for Educational and Psychological Testing* (AERA, APA, NCME, 1999):

The term *bias* in tests and testing refers to construct-irrelevant components that result in systematically lower or higher scores for identifiable groups of examinees. In other words, **bias is the presence of some characteristic of an item and/or test that results in two individuals of the same ability but from different subgroups performing differently on the item and/or test.** Therefore, it is most important that there are no ambiguities in the test items (questions and responses), passages, prompts, stimulus materials, artwork, graphs, charts, and test-related ancillaries.

TYPES OF BIAS

There are many types of bias. They include stereotyping and discriminating against people because of gender, regional or geographical differences, ethnicity or culture, socioeconomic or class status, religion, or age, as well as bias against other groups of people, including those with disabilities. Another form of bias involves the use of questions and/or activities in the items or on a test as a whole that are not relevant to the life experiences of the students responding to the items or test. A definition of each type of bias, along with samples, is provided below.

STEREOTYPING

“Stereotype is an image formed by ascribing certain characteristics (e.g., physical, cultural, personal, occupational, historical) to all members of a group” (National Evaluation Systems, Inc. page 2). Stereotyping in test items and tests might include physical characteristics, intellectual characteristics, emotions, careers, activities, and domestic or social roles. In writing or reviewing test items, it is very important that all groups are portrayed fairly, without stereotyping. As a result, there should be a range of characteristics, careers, and social roles across all groups, and no one group should be characterized by any one particular attribute or characteristic. Following are examples of stereotyping.

Stereotype

Examples

PHYSICAL CHARACTERISTICS

MALES ARE STRONG AND CAPABLE LEADERS.
Females are weak.

Types of Bias

Stereotyping (continued)

The elderly are feeble and sickly.
Children are healthy and full of energy.
The elderly are dependent upon others.
People with disabilities are dependent upon others.
Females worry about their hair.

Intellectual characteristics

Males do better in mathematics and science.
Females do better in reading and language arts.
Asian Americans excel in academics.

Emotions

Males are aggressive, courageous, and strong.
Females are weak, weepy, tender, and fearful.

Stereotyping

Examples

Careers

Females are nurses, teachers, and secretaries.
Males are doctors, principals, superintendents, lawyers, and skilled laborers (e.g., plumbers, construction workers, painters).
African-Americans are athletes.
Hispanics operate lawn care businesses.
Asian-Americans own dry cleaning businesses.

Activities

Females play with dolls and read books.
Females do domestic chores (e.g., clean house, cook, sew).
Females spend money.
Males play sports and work with tools.
Boys are rowdy.
Girls are quiet.

Domestic and/or Social Roles

Females are responsible for childcare.
Men work outside of the home and are the breadwinners.

Community

Asian-Americans live in ethnic neighborhoods.
African-Americans live in high-rise apartment buildings located in urban areas.
American Indians live on reservations.

Leadership

Men are leaders and rulers.

Women are followers.
Women are dependent on men.
Men are elected to political positions.
Females in leadership roles are aggressive and pushy.

TYPES OF BIAS (CONTINUED)

GENDER BIAS

Gender bias involves items (questions and responses), passages, prompts, stimulus materials, artwork, graphs, charts, and test-related ancillaries that show members of either sex in stereotypical activities, emotions, occupations, characteristics, and/or situations. Gender bias also involves the use of demeaning labels.

Examples of gender bias

TITLES AND SPECIFIC TERMS REFERRING TO HUMANITY AT LARGE, SUCH AS

- Mankind
- Manhood
- Manpower
- Man of the hour
- Man-hours
- Man-made

Use of gender specific terms for occupations, such as

- Fireman
- Workman
- Chairman
- Policeman
- Mailman
- Salesman
- Insurance man
- Businessman
- Congressman

Use of pronouns that imply a stereotype, such as

- The nurse went to the hospital, and *she* was able to talk with the patient.
- The factory worker needed to earn more money for *his* family.
- When the lawyer delivered *his* closing remarks, the jury listened carefully.
- A politician must give a lot of speeches when *he* runs for office.

TYPES OF BIAS

GENDER BIAS (CONTINUED)

Use of phrases that identify genders in terms of their roles or occupations, such as

- Men and girls were invited to the lecture.
- The travelers took their wives and children with them.
- The happy couple was introduced as man and wife.

Use of phrases or words with an emphasis on marital status, such as

- Abraham Lincoln and Mrs. Lincoln attended the play.
- George Washington and Martha visited the new building.
- Dr. and Mrs. Jones attended the opening of the new warehouse.
- The admirable Dr. George Halstead and his wife, Maria, visited the library.

Use of words that identify genders in the salutation of a business letter, such as

- Dear Sir:
- Dear Madam:
- Dear Gentlemen:

Use of words or phrases that are not parallel, such as

- The girls' restroom is down the hall, and the men's restroom is on the second floor.
- The boys' locker room door is painted green, and the women's locker room door is painted yellow.
- The men's department is on the right; the ladies' department is on the left.

Use of figures of speech, such as

- Old wives' tale
- Right-hand man
- Man versus nature
- The best man for the job
- The better half

Use of gender-specific terms or diminutive words, such as

- Sweet young thing
- Usherette
- Housewife
- Maid
- Cleaning lady
- Little woman
- Career girl
- Houseboy
- Steward

TYPES OF BIAS (CONTINUED)

Regional or Geographical Bias

Regional and/or geographical bias involves items (questions and responses), passages, prompts, stimulus materials, artwork, graphs, charts, and test-related ancillaries that include terms that are not commonly used nationwide or within a particular region or state to which the test will be given. It also involves the use of terms that have different connotations in different parts of the country and/or geographical regions. It is important to note that some experiences may not be common to all students. For example, within a given geographic area not all students might be familiar with snow, so questions involving sleds and toboggans, for example, may well reflect a regional or geographical bias.

Examples of regional or geographical bias

- She ordered a new davenport (couch or sofa).
- Go get your toboggan (hat or type of sled).
- The students stood in line at the bubbler (water fountain or drinking fountain).
- Turn left at the berm (curb).
- Take the pike (road).

Ethnic or Cultural Bias

Ethnic bias involves items (questions and responses), passages, prompts, stimulus materials, artwork, graphs, charts, and test-related ancillaries that include terms that are demeaning and/or offensive to a particular ethnic group or culture. In addition, no minority group should be portrayed as being uneducated or poor.

Examples of ethnic or cultural bias

- Maria was in the kitchen making tacos.
- The Chinese owned a laundry in our area.
- Native Americans are very close to nature.

Terminology

Terms that have a negative connotation or that reinforce negative judgments should also be avoided. Following is a list of **acceptable** terms.

- African-American
- Asian-American or Pacific Island American
- Latino, Mexican-American, Hispanic
- Tribal name (preferred), Native American, American Indian
- European-American

TYPES OF BIAS (CONTINUED)

Socioeconomic or Class Bias

Socioeconomic or class bias involves items (questions and responses), passages, prompts, stimulus materials, artwork, graphs, charts, and test-related ancillaries that include activities, possessions, or ideas that may not be common to all students within a given area. For example, not all students in a given area own CD players or video games, nor do all students in a given area participate in certain sports activities, such as golf, snow skiing, or sailing. In addition, not all students in a given area take expensive vacations or attend expensive schools.

Examples of socioeconomic or class bias

- They were members of the country club.
- Boarding school.
- How many golf balls landed in the lake?
- The club members plan to go snow skiing over the holidays.
- My great aunt lives in a town house overlooking Lake Michigan.

Religious Bias

Religious bias involves items (questions and responses), passages, prompts, stimulus materials, artwork, graphs, charts, and test-related ancillaries that include terms that are demeaning and/or offensive to a particular religious group.

Examples of religious bias

- The house on Smith Street is decorated for Halloween.
- There were several Christmas trees in the window.
- The students in the class will stand and say the *Pledge of Allegiance*.
- The high school students will be attending a rock-and-roll dance at the community center.

It is also important to note that no religious belief or practice should be portrayed as a universal norm or as inferior or superior to any other.

TYPES OF BIAS

Ageism (Bias Against a Particular Age Group)

There are other subtle forms of bias, including bias against the elderly or ageism. Ageism involves items (questions and responses), passages, prompts, stimulus materials, artwork, graphs, charts, and test-related ancillaries that include terms that are demeaning and/or offensive to the elderly or older persons (65 years or older). Ageism can also involve issues of bias with other age groups, including teenagers and young children.

It is important to note, however, that representing older persons or any age group fairly does not mean that the content of the items has to be revised or rewritten to seem unrealistic. Rather, as a whole, the items and the test should show older people or any age group in a variety of roles and activities whenever they appear naturally in the test content.

Examples of ageism (bias against a particular age group)

- Despite the fact that she was very old, she was able to walk down the stairs.
- The child's grandfather seemed senile.
- They were acting like typical irresponsible teenagers.

Bias Against Persons with Disabilities

Another form of subtle bias involves issues of bias related to persons with disabilities. This type of bias involves items (questions and responses), passages, prompts, stimulus materials, artwork, graphs, charts, and test-related ancillaries that include terms that are demeaning and/or offensive to persons with disabilities. It is important to note, however, that representing persons with disabilities does not mean that the content of the items has to be revised or rewritten to seem unrealistic. Rather, as a whole, the items and the test should show people with disabilities in a variety of roles and activities whenever they appear naturally in the test content.

Examples of bias against persons with disabilities

- After the car accident, the student was confined to a wheelchair.
- He became a successful writer despite his disability.
- She is a blind person.
- The student is handicapped.
- The child made great strides in overcoming her disability.

TYPES OF BIAS

Bias Against Persons with Disabilities (continued)

Terminology

Terms that have a negative connotation or that reinforce negative judgments (crippled, victim, afflicted, confined, etc.) should also be avoided. It is also important that no one with a disability should be pictured as helpless or portrayed as pitiful.

Do not use

Use

Retarded	Developmentally delayed
Hard of hearing	Hearing impaired
Deaf and Dumb or Deaf-mute	Deaf or hard-of-hearing used accurately
Learning-disabled	Person with a learning disability
Handicap	Disability
	Visually-impaired or Blind used accurately

EXPERIENTIAL BIAS

The questions and activities reflected in the items or test, as a whole, should also be relevant to the life experiences of the students responding to the items. In other words, for a student to respond sensibly to the test questions, he or she must know what the question is about. In addition, culturally specific knowledge should be avoided, along with the use of difficult words and figures of speech.

Examples of experiential bias

- Pat knew she would win the race as she had an ace up her sleeve.
- Put the pedal to the metal and clean up your room.
- I needed change for the subway turnstile.
- The arroyos filled quickly during the storm.
- The super takes care of cleaning the foyer.

MAINTAINING BALANCE

Bias may also occur as a result of having a lack of balance through underrepresentation of a particular ethnic group and/or gender. Therefore, whenever possible, tests and test-related materials should contain content that is balanced across ethnic groups and across gender. The content of the pool of items and/or test, as a whole, should also reflect cultural diversity. In order to achieve balance, the test developers at DRC review the pool of items or the test, as a whole, to determine whether or not there is an adequate representation of

- Females and males in both traditional and nontraditional roles
- Female and male names
- Minority groups in various environments and occupations
- Minority groups, including the use of names

The issue of fairness also involves content inclusiveness. Subtle forms of bias can result from omitting certain areas of information and/or from omitting certain topics. Wherever possible, the content should show people in everyday situations and groups should be depicted as fully integrated in the society, reflecting the diverse multicultural composition of society as a whole (NES, page 9).

TOPICS TO AVOID

Because issues of bias, fairness, and sensitivity in testing can have a direct impact on the test scores, it is also important that sensitive and offensive topics be avoided. A topic might be considered offensive or controversial if it offends teachers, students, parents, or the community at large. This includes highly charged and controversial topics such as abortion, the death penalty, and evolution. Unacceptable content might also include less controversial topics, such as the use of tobacco or topics that could evoke unpleasant emotions on the part of a given student. In addition, topics that appear to promote or defend a particular set of values should be avoided. It is important to remember that the ability of the student to take the test should never be undermined. Following are examples of topics generally to be avoided.

Examples of topics to be generally avoided

- *ABORTION*
- Alcohol, including beer and wine
- Behaviors that are inappropriate, including stealing, cheating, lying, and other criminal and/or anti-social behaviors and activities
- Biographies of controversial figures whether or not they are still alive
- Birthdays
- Cancer and other diseases that might be considered fatal (HIV, AIDS)
- Criticism of democracy or capitalism
- Dangerous behavior
- Death of animals or animals dying or being mistreated
- Death, murder, and suicide
- Disasters, including tornadoes, hurricanes, etc. (unless treated as scientific subjects)
- Disrespect of any mainstream racial or religious group
- Double meanings of words that have sexually suggestive meanings
- Evolution
- Family experiences that may be upsetting, including divorce or loss of a job
- Feminist or chauvinistic topics
- Gambling
- Guns and gun control
- Holidays of religious origin (e.g., Halloween, Christmas, Easter)
- Junk food, including candy, gum, chips
- Left- or right-wing politics
- Luxuries (homes with swimming pools, expensive clothes, expensive vacations, and sports activities that typically require the purchase of expensive equipment such as snow skiing)
- Parapsychology

- Physical, emotional, and/or mental abuse, including animal, child, and/or spousal abuse
- Religions, except in appropriate historical context; mythology, folk tales, and fables may contain religious elements as part of appropriately presented literary excerpts.
- Sex, including kissing and dating
- Slavery (unless presented in an historical context and presented appropriately)
- Tobacco
- Violence against a particular group of people or animals
- Rock music, including rap and heavy metal
- Wars
- Witchcraft, sorcery, or magic
- Words that might be problematic to a specific ethnic group

SPECIAL CIRCUMSTANCES

In certain subject areas, a sensitive topic may be acceptable because the topic is a part of the course of study or may be required in order to measure the specific curriculum content standards and/or test objectives. For example, it may be appropriate to have test questions dealing with hurricanes. However, the questions should not focus unduly upon the destruction of property or the deaths of human beings. Other special circumstances include historical and literary contexts. A discussion of these special circumstances is provided below.

Historical Contexts

In order to measure the content curriculum standards, social studies tests often include topics that might otherwise be deemed as controversial. For example, in a history test, the topic of slavery might be used. The student would know that such a controversial topic is used to assess knowledge of a particular curriculum content standard and/or set of objectives and, therefore, the topic would not reflect the views of the test developer.

Literary Contexts

Today's tests often require the use of authentic or previously published passages. As a result, sometimes a given passage or prompt might contain controversial material, including sentences, phrases, and/or words. If the overall passage or prompt is acceptable, it may be possible to edit and or delete the objectionable sentences, phrases, words, and/or references in order to eliminate the potential bias. In such cases, DRC test developers request permission from the publisher to make such edits and/or changes, and they would do so only if permission is granted.

Points to Remember

When reviewing items (questions and responses), passages prompts, stimulus materials, artwork, graphs, charts, and test-related ancillaries for issues of bias, fairness, and sensitivity, the following questions should be asked.

1. Do the items (questions and responses), passages, prompts, stimulus materials, artwork, graphs, charts, and test-related ancillaries:

Demean any religious, ethnic, cultural, or social group?

Portray anyone or any group in a stereotypical manner?

Contain any other forms of bias, including gender, regional or geographical, ethnic or cultural, socioeconomic or class, religious, age-related bias, or bias against persons with disabilities?

2. Are there any topics that might disadvantage a student for any reason?
3. Are there any culturally specific sets of knowledge, terms, difficult words and/or figures of speech that might disadvantage a group of students?
4. Are the questions and activities reflected in the items or test, as a whole, relevant to the life experiences of the students responding to the items?
5. As a whole, does the test or pool of items have a balance across ethnic groups and across genders, including an adequate representation of:

Females and males in both traditional and nontraditional roles

Female and male names

Minority groups in various environments and occupations

Minority groups, including the use of ethnic names

6. Wherever possible, does the content show minority groups in everyday situations and groups depicted as fully integrated in the society, reflecting the multicultural composition of society as a whole?

Sample Review Form

Name: _____
Date: _____
Subject Area: _____ Grade Level: _____

Item No.	Type of Bias							
	Gender	Regional	Ethnic	Socio-economic	Religious	Age	Exper-iential	Other

Comments:

Appendix E References

American Educational Research Association, American Psychological Association, and National Council on Measurement in Education. (1999). *Standards for educational and psychological testing*. Washington, DC: American Educational Research Association.

Haladyna, T. (1999). *Developing and validating multiple-choice test questions*. Mahwah, New Jersey: Lawrence Erlbawn.

Joint Committee on Testing Practices. (1988). *Code of fair testing practices in education*. Washington DC.

McDivitt, P.J., Newsome, D., Shoffner, M., Wall, J., and Watts, R. (2002). *Applying the standards for educational and psychological testing: what teachers and counselors need to know*. Association for Assessment in Counseling.

National Evaluation Systems, Inc. (1990). *Bias concerns in test development*. Washington DC: The National Evaluation Systems, Inc. (NES).

Osterlind, S.J. (1998). *Constructing test items: multiple-choice, constructed-response, performance, and other formats*, second edition. AH Dordrecht The Netherlands: Kluwer Academic Publishers.

Sandoval, J., Frisy, C.L., Geisinger, K.F., Scheuneman, J.D., and Grenier, J.R. Eds, (1998). *Test interpretation and diversity*. Washington DC: American Psychological Association.

Sebranek, P., Meyer, V., and Kemper, D. (1996). *Writers inc.: a handbook for writing and learning*. Lexington, MA: D.C. Heath and Company.

Appendix F: Reading Key Verification and Foil Analysis

Grade 3

Grade 3 Reading

GENERAL			COUNTS	PROPORTIONS							CORRELATIONS				
Type	Item ID	Key	N	P-Value	A	B	C	D	-	*	Total	A	B	C	D
OP	645588	A	22524	.45	.45	.33	.08	.14	.00	.00	.33	.33	-.09	-.19	-.20
OP	645590	A	22524	.68	.68	.16	.10	.06	.00	.00	.35	.35	-.14	-.24	-.18
OP	645591	D	22524	.67	.05	.22	.06	.67	.00	.00	.38	-.20	-.22	-.20	.38
OP	645592	A	22524	.56	.56	.14	.05	.24	.00	.00	.30	.30	-.15	-.20	-.11
OP	645594	C	22524	.73	.07	.14	.73	.06	.00	.00	.45	-.26	-.20	.45	-.26
OP	645597	D	22524	.77	.04	.07	.12	.77	.00	.00	.41	-.22	-.23	-.21	.41
OP	645598	D	22524	.56	.13	.09	.22	.56	.00	.00	.36	-.10	-.10	-.27	.36
OP	645605	A	22524	.61	.61	.06	.03	.29	.00	.00	.33	.33	-.09	-.21	-.22
OP	645608	B	22524	.56	.18	.56	.18	.08	.00	.00	.41	-.21	.41	-.18	-.20
OP	645609	B	22524	.82	.06	.82	.07	.05	.00	.00	.43	-.20	.43	-.31	-.17
OP	645613	C	22524	.59	.05	.26	.59	.11	.00	.00	.41	-.23	-.17	.41	-.26
OP	645640	A	22524	.69	.69	.09	.12	.10	.00	.00	.45	.45	-.19	-.21	-.28
OP	645641	B	22524	.45	.25	.45	.16	.14	.00	.00	.39	-.09	.39	-.30	-.13
OP	645642	C	22524	.71	.07	.12	.71	.10	.00	.00	.30	-.16	-.09	.30	-.22
OP	645645	D	22524	.50	.12	.11	.26	.50	.00	.00	.42	-.14	-.23	-.20	.42
OP	645646	C	22524	.78	.10	.07	.78	.04	.00	.00	.40	-.15	-.28	.40	-.23
OP	645652	D	22524	.86	.04	.06	.03	.86	.00	.00	.39	-.23	-.22	-.19	.39
OP	658123	B	22524	.69	.11	.69	.05	.14	.00	.00	.41	-.21	.41	-.22	-.21
OP	658128	B	22524	.65	.06	.65	.23	.06	.00	.00	.41	-.24	.41	-.20	-.21
OP	658131	A	22524	.87	.87	.02	.04	.07	.00	.00	.35	.35	-.20	-.18	-.21
OP	658132	C	22524	.69	.06	.12	.69	.13	.00	.00	.38	-.20	-.22	.38	-.17
OP	658134	C	22524	.76	.02	.17	.76	.05	.00	.00	.32	-.20	-.13	.32	-.27
OP	658138	C	22524	.70	.08	.09	.70	.13	.00	.00	.44	-.21	-.21	.44	-.23
OP	658139	A	22524	.62	.62	.06	.19	.12	.00	.00	.41	.41	-.22	-.25	-.14
OP	658140	C	22524	.53	.19	.11	.53	.17	.00	.00	.43	-.20	-.22	.43	-.17
OP	658142	D	22524	.61	.06	.21	.11	.61	.00	.00	.39	-.20	-.18	-.21	.39
OP	658144	B	22524	.74	.10	.74	.05	.11	.00	.00	.48	-.25	.48	-.25	-.26
OP	658147	A	22524	.81	.81	.08	.05	.05	.00	.00	.43	.43	-.23	-.25	-.23
OP	658165	C	22524	.68	.13	.10	.68	.08	.00	.00	.37	-.13	-.21	.37	-.24
OP	658166	B	22524	.58	.27	.58	.12	.04	.00	.00	.40	-.23	.40	-.17	-.22
OP	658167	A	22524	.67	.67	.05	.08	.20	.00	.00	.47	.47	-.23	-.18	-.29
OP	658169	D	22524	.61	.18	.08	.14	.61	.00	.00	.29	-.16	-.19	-.09	.29
OP	658170	C	22524	.81	.02	.12	.81	.06	.00	.00	.33	-.18	-.14	.33	-.27
OP	658171	D	22524	.71	.15	.06	.08	.71	.00	.00	.29	-.11	-.20	-.16	.29

Nebraska State Accountability 2014 Technical Report

Grade 3 Reading

GENERAL			COUNTS	PROPORTIONS							CORRELATIONS				
Type	Item ID	Key	N	P-Value	A	B	C	D	-	*	Total	A	B	C	D
OP	658172	D	22524	.74	.12	.03	.11	.74	.00	.00	.44	-.26	-.20	-.24	.44
OP	658173	C	22524	.80	.05	.04	.80	.11	.00	.00	.42	-.16	-.23	.42	-.28
OP	658175	A	22524	.73	.73	.07	.16	.04	.00	.00	.38	.38	-.23	-.17	-.24
OP	658177	C	22524	.83	.06	.03	.83	.07	.00	.00	.43	-.24	-.21	.43	-.24
OP	658179	A	22524	.64	.64	.05	.29	.03	.00	.00	.31	.31	-.22	-.14	-.22
OP	658180	D	22524	.75	.12	.08	.05	.75	.00	.00	.46	-.22	-.29	-.24	.46
OP	658181	A	22524	.58	.58	.18	.04	.20	.00	.00	.40	.40	-.21	-.23	-.17
OP	658182	C	22524	.63	.20	.08	.63	.09	.00	.00	.37	-.12	-.24	.37	-.24
OP	658184	B	22524	.59	.06	.59	.24	.11	.00	.00	.32	-.23	.32	-.10	-.18
OP	658185	B	22524	.62	.08	.62	.05	.25	.00	.00	.37	-.17	.37	-.23	-.19
OP	658187	D	22524	.77	.15	.02	.06	.77	.00	.00	.33	-.17	-.19	-.20	.33
FT	687480	D	4336	.31	.38	.04	.26	.31	.00	.00	.08	.11	-.24	-.09	.08
FT	687481	B	4336	.63	.09	.63	.13	.16	.00	.00	.43	-.25	.43	-.23	-.17
FT	687482	A	4336	.53	.53	.18	.27	.03	.00	.00	.34	.34	-.29	-.06	-.21
FT	687483	D	4336	.74	.07	.13	.06	.74	.00	.00	.46	-.26	-.22	-.26	.46
FT	687484	D	4336	.68	.16	.10	.06	.68	.00	.00	.45	-.25	-.22	-.22	.45
FT	687485	B	4336	.76	.10	.76	.06	.08	.00	.00	.51	-.33	.51	-.29	-.19
FT	687486	C	4336	.79	.12	.03	.79	.06	.00	.00	.45	-.29	-.20	.45	-.23
FT	687487	A	4336	.83	.83	.04	.06	.07	.00	.00	.45	.45	-.20	-.23	-.30
FT	687489	C	4336	.74	.03	.20	.74	.02	.00	.00	.26	-.19	-.13	.26	-.19
FT	687490	C	4336	.89	.02	.06	.89	.02	.00	.00	.40	-.24	-.25	.40	-.20
FT	687491	B	3913	.55	.13	.55	.15	.17	.00	.00	.36	-.19	.36	-.19	-.12
FT	687492	A	3913	.77	.77	.10	.05	.08	.00	.00	.44	.44	-.30	-.19	-.21
FT	687493	D	3913	.60	.19	.16	.05	.60	.00	.00	.42	-.27	-.14	-.23	.42
FT	687494	A	3913	.58	.58	.17	.11	.14	.00	.00	.37	.37	-.12	-.21	-.20
FT	687495	D	3913	.81	.06	.05	.08	.81	.00	.00	.46	-.26	-.20	-.27	.46
FT	687496	B	3913	.47	.31	.47	.16	.06	.00	.00	.45	-.25	.45	-.19	-.18
FT	687499	C	3913	.47	.12	.24	.47	.16	.00	.00	.42	-.12	-.17	.42	-.28
FT	687500	C	3913	.53	.10	.26	.53	.11	.00	.00	.30	-.24	-.05	.30	-.19
FT	687501	B	3913	.63	.14	.63	.14	.09	.00	.00	.50	-.23	.50	-.28	-.22
FT	687502	A	3913	.88	.88	.02	.05	.05	.00	.00	.42	.42	-.22	-.26	-.23
FT	687503	D	4029	.65	.15	.16	.04	.65	.00	.00	.50	-.33	-.23	-.18	.50
FT	687504	D	4029	.66	.08	.07	.19	.66	.00	.00	.45	-.23	-.28	-.21	.45
FT	687505	C	4029	.47	.28	.12	.47	.13	.00	.00	.19	-.02	-.18	.19	-.08
FT	687508	C	4029	.38	.27	.23	.38	.11	.00	.00	.30	.01	-.15	.30	-.28
FT	687509	A	4029	.53	.53	.15	.24	.09	.00	.00	.27	.27	-.16	-.07	-.16
FT	687510	B	4029	.72	.12	.72	.07	.08	.00	.00	.42	-.24	.42	-.25	-.17
FT	687511	D	4029	.73	.03	.03	.21	.73	.00	.00	.41	-.25	-.25	-.25	.41
FT	687512	C	4029	.59	.19	.14	.59	.08	.00	.00	.35	-.21	-.07	.35	-.24
FT	687513	A	4029	.63	.63	.15	.11	.11	.00	.00	.43	.43	-.16	-.23	-.24

Nebraska State Accountability 2014 Technical Report

Grade 3 Reading

GENERAL			COUNTS	PROPORTIONS							CORRELATIONS				
Type	Item ID	Key	N	P-Value	A	B	C	D	-	*	Total	A	B	C	D
FT	687514	B	4029	.58	.12	.58	.10	.20	.00	.00	.45	-.23	.45	-.23	-.21
FT	687515	B	4273	.62	.14	.62	.09	.14	.00	.00	.42	-.16	.42	-.17	-.27
FT	687517	A	4273	.88	.88	.08	.02	.02	.00	.00	.36	.36	-.19	-.22	-.22
FT	687518	A	4273	.66	.66	.08	.10	.16	.00	.00	.33	.33	-.17	-.07	-.24
FT	687519	B	4273	.57	.26	.57	.11	.05	.00	.00	.48	-.25	.48	-.23	-.23
FT	687520	D	4273	.39	.23	.23	.15	.39	.00	.00	.13	.03	-.11	-.08	.13
FT	687521	C	4273	.62	.08	.04	.62	.26	.00	.00	.34	-.22	-.17	.34	-.16
FT	687522	A	4273	.73	.73	.05	.14	.08	.00	.00	.43	.43	-.23	-.25	-.20
FT	687523	C	4273	.65	.09	.09	.65	.17	.00	.00	.45	-.21	-.17	.45	-.29
FT	687525	D	4273	.54	.11	.26	.09	.54	.00	.00	.28	-.21	-.03	-.21	.28
FT	687526	B	4273	.39	.20	.39	.20	.21	.00	.00	.22	-.04	.22	-.09	-.13
FT	687527	D	5972	.84	.04	.07	.04	.84	.00	.00	.44	-.22	-.24	-.26	.44
FT	687528	C	5972	.59	.15	.06	.59	.20	.00	.00	.36	-.18	-.22	.36	-.14
FT	687529	A	5972	.51	.51	.07	.33	.09	.00	.00	.30	.30	-.20	-.11	-.15
FT	687530	A	5972	.39	.39	.28	.16	.17	.00	.00	.32	.32	.08	-.30	-.20
FT	687531	D	5972	.67	.08	.09	.15	.67	.00	.00	.42	-.22	-.20	-.22	.42
FT	687532	B	5972	.67	.11	.67	.18	.04	.00	.00	.42	-.23	.42	-.22	-.22
FT	687533	C	5972	.72	.10	.07	.72	.10	.00	.00	.47	-.31	-.18	.47	-.23
FT	687534	B	5972	.77	.06	.77	.04	.13	.00	.00	.29	-.18	.29	-.15	-.15
FT	687535	C	5972	.84	.06	.03	.84	.07	.00	.00	.39	-.19	-.18	.39	-.26
FT	687536	A	5972	.85	.85	.06	.04	.05	.00	.00	.44	.44	-.28	-.20	-.23

Grade 4

Grade 4 Reading

GENERAL			COUNTS	PROPORTIONS							CORRELATIONS				
Type	Item ID	Key	N	P-Value	A	B	C	D	-	*	Total	A	B	C	D
OP	563227	B	22728	.77	.03	.77	.04	.15	.00	.00	.47	-.22	.47	-.20	-.33
OP	563229	B	22728	.68	.06	.68	.21	.05	.00	.00	.33	-.20	.33	-.14	-.23
OP	563236	A	22728	.84	.84	.05	.07	.04	.00	.00	.37	.37	-.21	-.20	-.20
OP	563237	D	22728	.63	.20	.11	.05	.63	.00	.00	.32	-.12	-.15	-.24	.32
OP	563353	B	22728	.89	.04	.89	.01	.06	.00	.00	.34	-.13	.34	-.13	-.29
OP	563358	C	22728	.91	.01	.03	.91	.05	.00	.00	.30	-.18	-.12	.30	-.20
OP	563359	D	22728	.80	.08	.08	.04	.80	.00	.00	.40	-.23	-.20	-.21	.40
OP	563360	A	22728	.79	.79	.04	.01	.16	.00	.00	.43	.43	-.26	-.17	-.29
OP	563361	C	22728	.82	.02	.02	.82	.14	.00	.00	.27	-.10	-.14	.27	-.19
OP	563362	A	22728	.82	.82	.07	.02	.09	.00	.00	.34	.34	-.13	-.15	-.27
OP	563374	D	22728	.53	.09	.16	.21	.53	.00	.00	.36	-.20	-.16	-.15	.36
OP	563377	C	22728	.75	.06	.08	.75	.11	.00	.00	.40	-.18	-.20	.40	-.23

Nebraska State Accountability 2014 Technical Report

Grade 4 Reading

GENERAL			COUNTS	PROPORTIONS							CORRELATIONS				
Type	Item ID	Key	N	P-Value	A	B	C	D	-	*	Total	A	B	C	D
OP	633012	B	22728	.57	.16	.57	.11	.16	.00	.00	.35	-.16	.35	-.20	-.14
OP	633014	A	22728	.73	.73	.22	.03	.02	.00	.00	.34	.34	-.20	-.26	-.15
OP	633017	B	22728	.72	.11	.72	.15	.02	.00	.00	.41	-.16	.41	-.30	-.20
OP	633024	D	22728	.80	.07	.08	.05	.80	.00	.00	.37	-.22	-.16	-.22	.37
OP	633025	D	22728	.65	.11	.03	.20	.65	.00	.00	.31	-.19	-.19	-.13	.31
OP	633026	D	22728	.81	.07	.04	.08	.81	.00	.00	.42	-.21	-.21	-.25	.42
OP	645682	D	22728	.56	.36	.05	.02	.56	.00	.00	.29	-.14	-.19	-.24	.29
OP	645683	B	22728	.90	.03	.90	.02	.05	.00	.00	.40	-.19	.40	-.15	-.29
OP	645684	C	22728	.58	.21	.08	.58	.14	.00	.00	.40	-.21	-.22	.40	-.16
OP	645686	C	22728	.54	.16	.14	.54	.15	.00	.00	.45	-.24	-.17	.45	-.22
OP	645690	D	22728	.67	.10	.15	.08	.67	.00	.00	.37	-.15	-.22	-.18	.37
OP	645726	C	22728	.67	.13	.06	.67	.14	.00	.00	.34	-.16	-.13	.34	-.22
OP	645729	B	22728	.46	.19	.46	.22	.13	.00	.00	.36	-.20	.36	-.07	-.21
OP	645732	B	22728	.65	.07	.65	.11	.17	.00	.00	.41	-.24	.41	-.15	-.22
OP	645735	A	22728	.44	.44	.15	.26	.15	.00	.00	.43	.43	-.18	-.16	-.22
OP	645736	A	22728	.69	.69	.14	.12	.05	.00	.00	.49	.49	-.36	-.16	-.24
OP	645738	C	22728	.52	.21	.12	.52	.16	.00	.00	.32	-.04	-.18	.32	-.23
OP	658191	A	22728	.65	.65	.09	.19	.08	.00	.00	.26	.26	-.15	-.08	-.20
OP	658193	B	22728	.61	.31	.61	.04	.03	.00	.00	.41	-.27	.41	-.17	-.24
OP	658195	C	22728	.83	.08	.04	.83	.04	.00	.00	.43	-.23	-.24	.43	-.25
OP	658198	C	22728	.61	.28	.08	.61	.02	.00	.00	.37	-.22	-.18	.37	-.20
OP	658200	D	22728	.66	.04	.24	.06	.66	.00	.00	.37	-.27	-.15	-.25	.37
OP	658201	D	22728	.80	.04	.09	.07	.80	.00	.00	.44	-.20	-.24	-.26	.44
OP	658202	D	22728	.80	.07	.02	.11	.80	.00	.00	.43	-.23	-.20	-.27	.43
OP	658203	A	22728	.90	.90	.07	.01	.02	.00	.00	.28	.28	-.15	-.15	-.21
OP	658230	D	22728	.45	.07	.16	.32	.45	.00	.00	.36	-.19	-.14	-.17	.36
OP	658233	D	22728	.71	.10	.07	.12	.71	.00	.00	.40	-.22	-.20	-.20	.40
OP	658234	C	22728	.55	.19	.18	.55	.08	.00	.00	.39	-.20	-.17	.39	-.18
OP	658235	C	22728	.70	.05	.09	.70	.16	.00	.00	.36	-.15	-.24	.36	-.17
OP	658236	A	22728	.52	.52	.28	.12	.08	.00	.00	.36	.36	-.05	-.27	-.27
OP	658237	B	22728	.82	.03	.82	.05	.10	.00	.00	.41	-.18	.41	-.20	-.27
OP	658239	C	22728	.76	.05	.14	.76	.06	.00	.00	.38	-.19	-.20	.38	-.23
OP	658240	D	22728	.69	.02	.10	.18	.69	.00	.00	.45	-.22	-.21	-.28	.45
FT	687538	C	6232	.60	.18	.11	.60	.11	.00	.00	.42	-.16	-.20	.42	-.27
FT	687539	A	6232	.43	.43	.26	.18	.13	.00	.00	.18	.18	.04	-.11	-.19
FT	687540	C	6232	.35	.23	.27	.35	.14	.00	.00	.14	.10	-.05	.14	-.25
FT	687541	D	6232	.34	.04	.41	.21	.34	.00	.00	.16	-.25	-.03	-.03	.16
FT	687543	C	6232	.67	.04	.10	.67	.19	.00	.00	.43	-.23	-.21	.43	-.24
FT	687544	A	6232	.87	.87	.03	.05	.05	.00	.00	.46	.46	-.25	-.26	-.24
FT	687545	D	6232	.61	.11	.15	.14	.61	.00	.00	.33	-.21	-.23	-.04	.33

Nebraska State Accountability 2014 Technical Report

Grade 4 Reading

GENERAL			COUNTS	PROPORTIONS							CORRELATIONS				
Type	Item ID	Key	N	P-Value	A	B	C	D	-	*	Total	A	B	C	D
FT	687546	B	6232	.54	.27	.54	.15	.05	.00	.00	.30	-.06	.30	-.19	-.24
FT	687547	D	6232	.78	.02	.08	.12	.78	.00	.00	.34	-.19	-.31	-.09	.34
FT	687548	B	6232	.61	.15	.61	.10	.13	.00	.00	.47	-.27	.47	-.12	-.28
FT	687549	C	4258	.51	.14	.11	.51	.24	.00	.00	.28	-.22	-.15	.28	-.04
FT	687550	B	4258	.57	.19	.57	.10	.13	.00	.00	.37	-.24	.37	-.08	-.19
FT	687551	B	4258	.47	.15	.47	.16	.22	.00	.00	.30	-.16	.30	-.26	.01
FT	687553	D	4258	.82	.04	.09	.05	.82	.00	.00	.36	-.20	-.18	-.22	.36
FT	687554	C	4258	.61	.17	.13	.61	.09	.00	.00	.32	-.17	-.15	.32	-.14
FT	687555	A	4258	.72	.72	.09	.06	.13	.00	.00	.32	.32	-.12	-.18	-.19
FT	687556	A	4258	.70	.70	.06	.22	.02	.00	.00	.36	.36	-.29	-.17	-.18
FT	687558	B	4258	.70	.10	.70	.09	.10	.00	.00	.41	-.24	.41	-.24	-.15
FT	687559	C	4258	.72	.13	.04	.72	.11	.00	.00	.39	-.28	-.13	.39	-.18
FT	687560	D	4258	.40	.25	.17	.18	.40	.00	.00	.18	-.05	-.11	-.07	.18
FT	687561	C	3992	.24	.66	.04	.24	.06	.00	.00	.21	.00	-.20	.21	-.20
FT	687562	A	3992	.40	.40	.15	.27	.19	.00	.00	.35	.35	-.13	-.15	-.15
FT	687563	D	3992	.74	.05	.17	.04	.74	.00	.00	.33	-.19	-.18	-.16	.33
FT	687564	B	3992	.39	.34	.39	.17	.11	.00	.00	.00	.10	.00	-.05	-.09
FT	687565	B	3992	.70	.22	.70	.04	.04	.00	.00	.46	-.29	.46	-.21	-.25
FT	687566	C	3992	.57	.21	.08	.57	.14	.00	.00	.42	-.21	-.19	.42	-.21
FT	687567	B	3992	.34	.29	.34	.17	.20	.00	.00	.20	-.09	.20	-.10	-.03
FT	687568	C	3992	.73	.05	.15	.73	.07	.00	.00	.42	-.24	-.22	.42	-.20
FT	687570	D	3992	.31	.14	.43	.11	.31	.00	.00	.19	-.18	.05	-.15	.19
FT	687571	A	3992	.62	.62	.13	.05	.20	.00	.00	.36	.36	-.23	-.25	-.11
FT	687861	B	4088	.24	.02	.24	.02	.72	.00	.00	.07	-.25	.07	-.19	.08
FT	687862	A	4088	.72	.72	.04	.22	.03	.00	.00	.24	.24	-.14	-.14	-.15
FT	687863	D	4088	.30	.13	.38	.19	.30	.00	.00	.23	-.18	-.02	-.09	.23
FT	687864	D	4088	.55	.06	.15	.23	.55	.00	.00	.41	-.25	-.25	-.13	.41
FT	687865	C	4088	.62	.07	.14	.62	.17	.00	.00	.40	-.21	-.22	.40	-.18
FT	687866	A	4088	.68	.68	.04	.19	.10	.00	.00	.23	.23	-.25	-.04	-.13
FT	687867	C	4088	.64	.13	.19	.64	.04	.00	.00	.47	-.19	-.26	.47	-.30
FT	687868	B	4088	.84	.03	.84	.07	.06	.00	.00	.47	-.24	.47	-.27	-.26
FT	687870	D	4088	.88	.04	.04	.03	.88	.00	.00	.34	-.21	-.13	-.22	.34
FT	687871	C	4088	.51	.08	.31	.51	.10	.00	.00	.35	-.24	-.10	.35	-.20
FT	687872	A	4158	.79	.79	.12	.05	.04	.00	.00	.28	.28	-.08	-.13	-.29
FT	687874	D	4158	.72	.10	.06	.12	.72	.00	.00	.32	-.14	-.18	-.18	.32
FT	687876	B	4158	.76	.07	.76	.11	.06	.00	.00	.36	-.20	.36	-.16	-.21
FT	687877	A	4158	.88	.88	.05	.05	.02	.00	.00	.40	.40	-.23	-.23	-.21
FT	687878	C	4158	.67	.07	.06	.67	.20	.00	.00	.38	-.22	-.19	.38	-.19
FT	687879	D	4158	.61	.08	.23	.07	.61	.00	.00	.39	-.16	-.19	-.24	.39
FT	687880	A	4158	.78	.78	.10	.04	.08	.00	.00	.38	.38	-.15	-.21	-.26

Grade 4 Reading

GENERAL			COUNTS	PROPORTIONS							CORRELATIONS				
Type	Item ID	Key	N	P-Value	A	B	C	D	-	*	Total	A	B	C	D
FT	687881	B	4158	.79	.10	.79	.08	.03	.00	.00	.39	-.18	.39	-.25	-.19
FT	687882	D	4158	.65	.03	.28	.04	.65	.00	.00	.44	-.21	-.28	-.25	.44
FT	687883	C	4158	.66	.12	.09	.66	.13	.00	.00	.23	.06	-.13	.23	-.26

Grade 5

Grade 5 Reading

GENERAL			COUNTS	PROPORTIONS							CORRELATIONS				
Type	Item ID	Key	N	P-Value	A	B	C	D	-	*	Total	A	B	C	D
OP	602474	C	22289	.69	.11	.14	.69	.05	.00	.00	.44	-.26	-.22	.44	-.19
OP	602475	C	22289	.77	.08	.11	.77	.04	.00	.00	.43	-.25	-.26	.43	-.16
OP	602477	B	22289	.49	.19	.49	.13	.18	.00	.00	.37	-.14	.37	-.17	-.18
OP	602478	D	22289	.69	.06	.05	.20	.69	.00	.00	.51	-.27	-.27	-.28	.51
OP	602479	B	22289	.71	.08	.71	.03	.17	.00	.00	.32	-.19	.32	-.24	-.13
OP	602481	A	22289	.80	.80	.09	.06	.05	.00	.00	.51	.51	-.25	-.34	-.24
OP	602483	C	22289	.80	.06	.07	.80	.07	.00	.00	.50	-.25	-.27	.50	-.28
OP	633235	B	22289	.48	.13	.48	.09	.29	.00	.00	.33	-.28	.33	-.18	-.04
OP	633238	A	22289	.70	.70	.17	.08	.05	.00	.00	.31	.31	-.15	-.19	-.14
OP	633240	C	22289	.51	.34	.01	.51	.15	.00	.00	.39	-.26	-.14	.39	-.16
OP	633241	D	22289	.51	.17	.20	.12	.51	.00	.00	.35	-.12	-.13	-.24	.35
OP	633243	B	22289	.63	.13	.63	.07	.18	.00	.00	.33	-.08	.33	-.22	-.20
OP	633267	B	22289	.78	.10	.78	.04	.09	.00	.00	.43	-.22	.43	-.17	-.27
OP	633270	B	22289	.61	.14	.61	.04	.21	.00	.00	.45	-.18	.45	-.22	-.29
OP	633272	A	22289	.71	.71	.05	.14	.10	.00	.00	.39	.39	-.23	-.13	-.27
OP	633274	C	22289	.75	.09	.04	.75	.12	.00	.00	.39	-.19	-.20	.39	-.23
OP	633278	A	22289	.75	.75	.16	.06	.03	.00	.00	.36	.36	-.24	-.17	-.16
OP	645769	A	22289	.75	.75	.05	.10	.10	.00	.00	.42	.42	-.18	-.20	-.28
OP	645773	C	22289	.89	.03	.03	.89	.05	.00	.00	.37	-.20	-.21	.37	-.20
OP	645774	B	22289	.47	.15	.47	.13	.24	.00	.00	.33	-.20	.33	-.10	-.13
OP	645775	A	22289	.65	.65	.06	.23	.06	.00	.00	.34	.34	-.16	-.22	-.14
OP	645777	A	22289	.63	.63	.10	.09	.18	.00	.00	.45	.45	-.22	-.24	-.22
OP	645778	D	22289	.78	.10	.08	.03	.78	.00	.00	.39	-.19	-.25	-.20	.39
OP	645779	B	22289	.80	.07	.80	.04	.09	.00	.00	.27	-.14	.27	-.25	-.08
OP	658253	D	22289	.64	.12	.08	.16	.64	.00	.00	.47	-.24	-.16	-.28	.47
OP	658256	B	22289	.63	.11	.63	.09	.18	.00	.00	.38	-.19	.38	-.10	-.25
OP	658257	D	22289	.65	.08	.11	.16	.65	.00	.00	.37	-.24	-.11	-.21	.37
OP	658258	A	22289	.72	.72	.08	.13	.08	.00	.00	.47	.47	-.23	-.26	-.23
OP	658259	A	22289	.59	.59	.22	.09	.10	.00	.00	.34	.34	-.15	-.19	-.17
OP	658260	D	22289	.58	.04	.28	.10	.58	.00	.00	.31	-.23	-.15	-.13	.31

Nebraska State Accountability 2014 Technical Report

Grade 5 Reading

GENERAL			COUNTS	PROPORTIONS							CORRELATIONS				
Type	Item ID	Key	N	P-Value	A	B	C	D	-	*	Total	A	B	C	D
OP	658262	B	22289	.59	.35	.59	.04	.02	.00	.00	.44	-.29	.44	-.24	-.21
OP	658264	C	22289	.84	.11	.02	.84	.02	.00	.00	.36	-.21	-.21	.36	-.20
OP	658265	C	22289	.62	.21	.09	.62	.08	.00	.00	.46	-.19	-.26	.46	-.25
OP	658278	C	22289	.75	.04	.16	.75	.06	.00	.00	.44	-.23	-.27	.44	-.22
OP	658279	A	22289	.82	.82	.07	.05	.05	.00	.00	.33	.33	-.21	-.19	-.13
OP	658280	C	22289	.73	.06	.16	.73	.06	.00	.00	.42	-.23	-.20	.42	-.25
OP	658283	B	22289	.58	.17	.58	.11	.14	.00	.00	.38	-.17	.38	-.15	-.21
OP	658286	D	22289	.76	.11	.06	.06	.76	.00	.00	.44	-.25	-.19	-.25	.44
OP	658289	C	22289	.65	.05	.16	.65	.15	.00	.00	.43	-.20	-.30	.43	-.15
OP	658290	D	22289	.67	.09	.07	.18	.67	.00	.00	.30	-.18	-.20	-.11	.30
OP	658292	A	22289	.79	.79	.09	.05	.07	.00	.00	.46	.46	-.23	-.26	-.26
OP	658293	D	22289	.56	.20	.12	.12	.56	.00	.00	.39	-.12	-.18	-.26	.39
OP	658295	C	22289	.64	.11	.20	.64	.05	.00	.00	.40	-.22	-.20	.40	-.19
OP	658296	B	22289	.52	.23	.52	.11	.15	.00	.00	.34	-.21	.34	-.16	-.10
OP	658301	A	22289	.73	.73	.02	.18	.07	.00	.00	.24	.24	-.20	-.11	-.14
OP	658302	B	22289	.83	.12	.83	.03	.02	.00	.00	.37	-.26	.37	-.20	-.15
OP	658306	C	22289	.80	.09	.07	.80	.05	.00	.00	.46	-.27	-.22	.46	-.25
OP	658308	B	22289	.78	.10	.78	.06	.06	.00	.00	.38	-.23	.38	-.15	-.22
FT	687572	A	3943	.62	.62	.22	.07	.08	.00	.00	.34	.34	-.18	-.16	-.16
FT	687574	B	3943	.71	.13	.71	.08	.08	.00	.00	.40	-.24	.40	-.14	-.23
FT	687575	C	3943	.64	.09	.12	.64	.15	.00	.00	.45	-.16	-.23	.45	-.26
FT	687576	D	3943	.92	.04	.02	.02	.92	.00	.00	.28	-.17	-.15	-.16	.28
FT	687577	B	3943	.57	.05	.57	.27	.11	.00	.00	.26	-.19	.26	-.07	-.18
FT	687578	C	3943	.80	.07	.03	.80	.10	.00	.00	.33	-.19	-.21	.33	-.17
FT	687579	D	3943	.56	.27	.12	.05	.56	.00	.00	.23	-.02	-.22	-.15	.23
FT	687580	D	3943	.37	.21	.22	.19	.37	.00	.00	.14	-.12	.18	-.24	.14
FT	687581	A	3943	.72	.72	.06	.08	.14	.00	.00	.35	.35	-.21	-.17	-.18
FT	687582	A	3943	.90	.90	.04	.02	.04	.00	.00	.34	.34	-.18	-.15	-.23
FT	687584	B	4263	.70	.13	.70	.04	.13	.00	.00	.36	-.21	.36	-.25	-.13
FT	687585	D	4263	.48	.07	.21	.24	.48	.00	.00	.32	-.27	-.14	-.08	.32
FT	687586	A	4263	.90	.90	.05	.02	.03	.00	.00	.37	.37	-.21	-.14	-.25
FT	687587	B	4263	.75	.10	.75	.06	.10	.00	.00	.49	-.20	.49	-.28	-.29
FT	687590	C	4263	.66	.18	.06	.66	.10	.00	.00	.37	-.12	-.30	.37	-.18
FT	687591	A	4263	.77	.77	.10	.05	.07	.00	.00	.33	.33	-.08	-.21	-.26
FT	687592	D	4263	.78	.11	.04	.08	.78	.00	.00	.46	-.28	-.14	-.29	.46
FT	687593	C	4263	.95	.03	.01	.95	.01	.00	.00	.29	-.19	-.14	.29	-.18
FT	687594	D	4263	.68	.09	.15	.08	.68	.00	.00	.47	-.23	-.28	-.20	.47
FT	687595	A	4263	.90	.90	.04	.03	.03	.00	.00	.42	.42	-.23	-.27	-.21
FT	687596	D	3899	.90	.05	.03	.02	.90	.00	.00	.32	-.13	-.23	-.22	.32
FT	687597	C	3899	.24	.20	.25	.24	.31	.00	.00	.07	-.17	-.01	.07	.09

Nebraska State Accountability 2014 Technical Report

Grade 5 Reading

GENERAL			COUNTS	PROPORTIONS							CORRELATIONS				
Type	Item ID	Key	N	P-Value	A	B	C	D	-	*	Total	A	B	C	D
FT	687598	B	3899	.61	.11	.61	.12	.16	.00	.00	.29	-.18	.29	-.04	-.19
FT	687599	D	3899	.38	.09	.47	.06	.38	.00	.00	.19	-.22	.01	-.15	.19
FT	687600	C	3899	.77	.09	.03	.77	.11	.00	.00	.31	-.15	-.21	.31	-.16
FT	687601	C	3899	.78	.11	.04	.78	.07	.00	.00	.51	-.23	-.31	.51	-.31
FT	687602	B	3899	.80	.05	.80	.07	.08	.00	.00	.52	-.24	.52	-.29	-.30
FT	687603	A	3899	.60	.60	.10	.17	.13	.00	.00	.48	.48	-.20	-.14	-.37
FT	687606	A	3899	.94	.94	.02	.01	.03	.00	.00	.31	.31	-.13	-.19	-.21
FT	687607	A	3899	.55	.55	.24	.10	.11	.00	.00	.30	.30	-.10	-.23	-.12
FT	687609	D	4415	.40	.19	.07	.34	.40	.00	.00	.35	-.19	-.15	-.13	.35
FT	687610	B	4415	.79	.07	.79	.09	.05	.00	.00	.43	-.14	.43	-.33	-.21
FT	687611	B	4415	.56	.18	.56	.04	.22	.00	.00	.25	-.15	.25	-.23	-.06
FT	687612	D	4415	.57	.14	.23	.06	.57	.00	.00	.36	-.18	-.12	-.28	.36
FT	687614	A	4415	.58	.58	.22	.12	.08	.00	.00	.22	.22	.02	-.17	-.22
FT	687615	A	4415	.84	.84	.06	.05	.05	.00	.00	.48	.48	-.25	-.25	-.30
FT	687616	C	4415	.81	.11	.03	.81	.05	.00	.00	.48	-.31	-.25	.48	-.23
FT	687617	B	4415	.70	.23	.70	.02	.05	.00	.00	.39	-.28	.39	-.23	-.12
FT	687618	D	4415	.73	.23	.02	.01	.73	.00	.00	.36	-.25	-.23	-.15	.36
FT	687619	B	4415	.88	.04	.88	.06	.03	.00	.00	.38	-.19	.38	-.23	-.22
FT	687620	D	5768	.52	.03	.25	.20	.52	.00	.00	.40	-.23	-.16	-.23	.40
FT	687621	B	5768	.74	.07	.74	.04	.15	.00	.00	.55	-.26	.55	-.22	-.37
FT	687622	D	5768	.85	.04	.05	.06	.85	.00	.00	.47	-.22	-.28	-.26	.47
FT	687624	C	5768	.84	.08	.05	.84	.03	.00	.00	.43	-.26	-.23	.43	-.21
FT	687625	A	5768	.52	.52	.19	.12	.16	.00	.00	.52	.52	-.40	-.19	-.11
FT	687626	A	5768	.75	.75	.09	.08	.09	.00	.00	.48	.48	-.31	-.20	-.24
FT	687627	B	5768	.47	.32	.47	.13	.08	.00	.00	.31	-.03	.31	-.24	-.22
FT	687628	C	5768	.59	.14	.13	.59	.14	.00	.00	.45	-.27	-.21	.45	-.16
FT	687630	D	5768	.82	.08	.05	.05	.82	.00	.00	.48	-.25	-.27	-.26	.48
FT	687631	B	5768	.42	.22	.42	.12	.23	.00	.00	.33	-.04	.33	-.11	-.26

Grade 6

Grade 6 Reading

GENERAL			COUNTS	PROPORTIONS							CORRELATIONS				
Type	Item ID	Key	N	P-Value	A	B	C	D	-	*	Total	A	B	C	D
OP	565851	D	22079	.72	.19	.06	.03	.72	.00	.00	.35	-.20	-.22	-.17	.35
OP	565854	C	22079	.88	.04	.04	.88	.04	.00	.00	.40	-.24	-.23	.40	-.19
OP	565858	A	22079	.80	.80	.10	.07	.03	.00	.00	.38	.38	-.29	-.17	-.12
OP	565860	B	22079	.81	.17	.81	.02	.01	.00	.00	.34	-.27	.34	-.16	-.14
OP	602529	D	22079	.93	.02	.02	.02	.93	.00	.00	.33	-.14	-.20	-.21	.33

Nebraska State Accountability 2014 Technical Report

Grade 6 Reading

GENERAL			COUNTS	PROPORTIONS							CORRELATIONS				
Type	Item ID	Key	N	P-Value	A	B	C	D	-	*	Total	A	B	C	D
OP	602532	C	22079	.61	.13	.12	.61	.14	.00	.00	.37	-.16	-.24	.37	-.15
OP	602533	D	22079	.71	.04	.15	.09	.71	.00	.00	.54	-.24	-.32	-.27	.54
OP	602534	B	22079	.69	.18	.69	.07	.05	.00	.00	.36	-.18	.36	-.22	-.19
OP	602535	A	22079	.74	.74	.06	.07	.13	.00	.00	.44	.44	-.22	-.26	-.22
OP	602537	A	22079	.48	.48	.17	.20	.16	.00	.00	.34	.34	-.11	-.19	-.15
OP	602562	A	22079	.57	.57	.07	.19	.17	.00	.00	.31	.31	-.20	-.19	-.07
OP	602563	D	22079	.67	.11	.05	.17	.67	.00	.00	.32	-.17	-.20	-.15	.32
OP	602564	A	22079	.64	.64	.03	.21	.12	.00	.00	.34	.34	-.22	-.11	-.24
OP	602568	A	22079	.64	.64	.17	.04	.15	.00	.00	.35	.35	-.15	-.22	-.20
OP	602569	C	22079	.71	.06	.16	.71	.07	.00	.00	.42	-.21	-.24	.42	-.21
OP	602571	C	22079	.83	.06	.03	.83	.07	.00	.00	.44	-.22	-.23	.44	-.28
OP	602573	C	22079	.50	.14	.18	.50	.18	.00	.00	.35	-.16	-.12	.35	-.19
OP	632758	B	22079	.54	.28	.54	.03	.15	.00	.00	.39	-.31	.39	-.19	-.06
OP	632759	A	22079	.55	.55	.13	.14	.19	.00	.00	.38	.38	-.14	-.20	-.19
OP	632763	C	22079	.68	.03	.24	.68	.05	.00	.00	.37	-.06	-.25	.37	-.25
OP	632764	B	22079	.76	.06	.76	.16	.02	.00	.00	.32	-.23	.32	-.15	-.19
OP	632765	D	22079	.62	.27	.07	.05	.62	.00	.00	.43	-.27	-.13	-.26	.43
OP	632768	B	22079	.60	.05	.60	.03	.33	.00	.00	.45	-.22	.45	-.22	-.29
OP	632771	C	22079	.77	.10	.05	.77	.08	.00	.00	.40	-.16	-.15	.40	-.32
OP	632772	B	22079	.42	.20	.42	.24	.13	.00	.00	.33	-.21	.33	.00	-.22
OP	632777	C	22079	.84	.06	.07	.84	.04	.00	.00	.42	-.24	-.23	.42	-.21
OP	632778	D	22079	.54	.37	.06	.02	.54	.00	.00	.39	-.22	-.23	-.19	.39
OP	632780	C	22079	.66	.12	.18	.66	.04	.00	.00	.43	-.23	-.25	.43	-.19
OP	632781	A	22079	.80	.80	.12	.05	.02	.00	.00	.25	.25	-.16	-.12	-.12
OP	645851	C	22079	.47	.06	.16	.47	.31	.00	.00	.39	-.16	-.25	.39	-.13
OP	645852	D	22079	.48	.42	.03	.06	.48	.00	.00	.37	-.20	-.16	-.22	.37
OP	645853	D	22079	.68	.05	.02	.25	.68	.00	.00	.38	-.20	-.19	-.25	.38
OP	645854	C	22079	.57	.21	.16	.57	.05	.00	.00	.29	-.03	-.21	.29	-.25
OP	645855	B	22079	.82	.07	.82	.10	.01	.00	.00	.35	-.13	.35	-.26	-.19
OP	645860	B	22079	.83	.06	.83	.06	.05	.00	.00	.43	-.20	.43	-.26	-.23
OP	645885	D	22079	.81	.07	.10	.01	.81	.00	.00	.24	-.24	-.06	-.13	.24
OP	645886	A	22079	.87	.87	.02	.10	.01	.00	.00	.36	.36	-.22	-.25	-.13
OP	645887	D	22079	.94	.02	.01	.03	.94	.00	.00	.38	-.23	-.19	-.23	.38
OP	645888	C	22079	.58	.10	.23	.58	.09	.00	.00	.35	-.14	-.21	.35	-.15
OP	645889	B	22079	.61	.15	.61	.15	.09	.00	.00	.44	-.28	.44	-.18	-.17
OP	645895	C	22079	.81	.11	.05	.81	.03	.00	.00	.35	-.23	-.15	.35	-.20
OP	658366	D	22079	.70	.05	.10	.15	.70	.00	.00	.43	-.22	-.11	-.32	.43
OP	658368	D	22079	.65	.09	.14	.12	.65	.00	.00	.42	-.21	-.22	-.20	.42
OP	658369	C	22079	.67	.02	.07	.67	.23	.00	.00	.43	-.17	-.27	.43	-.25
OP	658372	C	22079	.77	.06	.13	.77	.04	.00	.00	.36	-.20	-.20	.36	-.19

Nebraska State Accountability 2014 Technical Report

Grade 6 Reading

GENERAL			COUNTS	PROPORTIONS							CORRELATIONS				
Type	Item ID	Key	N	P-Value	A	B	C	D	-	*	Total	A	B	C	D
OP	658374	A	22079	.66	.66	.05	.21	.07	.00	.00	.42	.42	-.26	-.18	-.25
OP	658375	B	22079	.82	.03	.82	.08	.07	.00	.00	.38	-.21	.38	-.22	-.20
OP	658378	B	22079	.69	.17	.69	.10	.04	.00	.00	.38	-.09	.38	-.29	-.27
FT	687632	A	3622	.87	.87	.03	.09	.01	.00	.00	.33	.33	-.26	-.20	-.11
FT	687633	D	3622	.96	.02	.01	.01	.96	.00	.00	.33	-.25	-.13	-.17	.33
FT	687634	C	3622	.94	.02	.03	.94	.01	.00	.00	.32	-.18	-.22	.32	-.15
FT	687635	B	3622	.50	.10	.50	.02	.37	.00	.00	.37	-.21	.37	-.18	-.19
FT	687636	A	3622	.93	.93	.01	.05	.02	.00	.00	.26	.26	-.14	-.16	-.16
FT	687637	C	3622	.81	.02	.07	.81	.10	.00	.00	.33	-.16	-.22	.33	-.18
FT	687638	D	3622	.92	.04	.01	.02	.92	.00	.00	.39	-.26	-.17	-.22	.39
FT	687639	B	3622	.73	.07	.73	.09	.11	.00	.00	.32	-.19	.32	-.22	-.10
FT	687641	C	3622	.46	.09	.44	.46	.01	.00	.00	.25	-.09	-.17	.25	-.14
FT	687642	B	3622	.83	.03	.83	.09	.05	.00	.00	.37	-.20	.37	-.25	-.15
FT	687643	B	4066	.51	.16	.51	.26	.07	.00	.00	.32	-.23	.32	-.09	-.14
FT	687644	D	4066	.61	.23	.11	.05	.61	.00	.00	.41	-.25	-.15	-.22	.41
FT	687645	C	4066	.52	.17	.16	.52	.15	.00	.00	.31	-.19	-.11	.31	-.11
FT	687646	B	4066	.69	.03	.69	.17	.11	.00	.00	.34	-.15	.34	-.20	-.18
FT	687647	C	4066	.77	.15	.05	.77	.02	.00	.00	.26	-.08	-.22	.26	-.21
FT	687648	C	4066	.63	.22	.11	.63	.04	.00	.00	.48	-.27	-.25	.48	-.21
FT	687649	B	4066	.96	.01	.96	.03	.00	.00	.00	.26	-.17	.26	-.17	-.14
FT	687650	A	4066	.68	.68	.03	.23	.06	.00	.00	.26	.26	-.19	-.06	-.28
FT	687651	D	4066	.73	.02	.24	.01	.73	.00	.00	.37	-.16	-.29	-.16	.37
FT	687652	D	4066	.65	.03	.27	.05	.65	.00	.00	.34	-.17	-.20	-.19	.34
FT	687653	B	4634	.95	.02	.95	.03	.01	.00	.00	.30	-.19	.30	-.20	-.12
FT	687654	B	4634	.77	.15	.77	.07	.02	.00	.00	.40	-.18	.40	-.30	-.21
FT	687655	C	4634	.79	.06	.09	.79	.06	.00	.00	.43	-.23	-.28	.43	-.18
FT	687656	D	4634	.89	.01	.08	.01	.89	.00	.00	.37	-.18	-.26	-.20	.37
FT	687657	A	4634	.76	.76	.05	.16	.03	.00	.00	.39	.39	-.23	-.25	-.14
FT	687658	C	4634	.38	.48	.04	.38	.10	.00	.00	.21	.05	-.24	.21	-.27
FT	687659	C	4634	.70	.10	.13	.70	.08	.00	.00	.39	-.24	-.21	.39	-.15
FT	687660	A	4634	.88	.88	.06	.03	.03	.00	.00	.40	.40	-.25	-.19	-.22
FT	687661	D	4634	.55	.10	.22	.12	.55	.00	.00	.38	-.16	-.12	-.27	.38
FT	687662	B	4634	.47	.25	.47	.20	.07	.00	.00	.31	-.09	.31	-.11	-.27
FT	687663	D	4154	.82	.04	.06	.07	.82	.00	.00	.39	-.22	-.22	-.20	.39
FT	687664	B	4154	.67	.07	.67	.08	.17	.00	.00	.35	-.27	.35	-.08	-.19
FT	687665	D	4154	.54	.28	.12	.06	.54	.00	.00	.31	-.04	-.23	-.25	.31
FT	687666	C	4154	.75	.10	.11	.75	.04	.00	.00	.44	-.19	-.26	.44	-.25
FT	687667	A	4154	.67	.67	.08	.05	.19	.00	.00	.39	.39	-.13	-.21	-.25
FT	687668	A	4154	.71	.71	.15	.09	.06	.00	.00	.30	.30	-.06	-.26	-.19
FT	687669	D	4154	.59	.05	.08	.29	.59	.00	.00	.49	-.26	-.25	-.26	.49

Nebraska State Accountability 2014 Technical Report

Grade 6 Reading

GENERAL			COUNTS	PROPORTIONS							CORRELATIONS				
Type	Item ID	Key	N	P-Value	A	B	C	D	-	*	Total	A	B	C	D
FT	687670	C	4154	.82	.08	.03	.82	.07	.00	.00	.50	-.26	-.22	.50	-.33
FT	687671	C	4154	.68	.10	.15	.68	.07	.00	.00	.31	-.25	-.03	.31	-.23
FT	687672	B	4154	.52	.15	.52	.11	.22	.00	.00	.35	-.24	.35	-.19	-.07
FT	687673	B	5603	.64	.17	.64	.13	.05	.00	.00	.37	-.26	.37	-.10	-.20
FT	687674	B	5603	.78	.05	.78	.07	.10	.00	.00	.46	-.23	.46	-.23	-.27
FT	687675	C	5603	.79	.09	.05	.79	.06	.00	.00	.47	-.24	-.26	.47	-.25
FT	687676	D	5603	.43	.07	.22	.28	.43	.00	.00	.41	-.23	-.27	-.06	.41
FT	687677	A	5603	.58	.58	.10	.15	.17	.00	.00	.16	.16	-.06	-.10	-.07
FT	687678	C	5603	.82	.09	.04	.82	.04	.00	.00	.45	-.24	-.27	.45	-.23
FT	687679	A	5603	.85	.85	.03	.06	.06	.00	.00	.50	.50	-.22	-.29	-.29
FT	687680	D	5603	.28	.09	.52	.11	.28	.00	.00	.03	-.22	.17	-.11	.03
FT	687681	B	5603	.54	.22	.54	.10	.14	.00	.00	.37	-.04	.37	-.26	-.27
FT	687682	A	5603	.76	.76	.08	.13	.03	.00	.00	.35	.35	-.26	-.12	-.23

Grade 7

Grade 7 Reading

GENERAL			COUNTS	PROPORTIONS							CORRELATIONS				
Type	Item ID	Key	N	P-Value	A	B	C	D	-	*	Total	A	B	C	D
OP	602603	D	21808	.64	.17	.12	.07	.64	.00	.00	.49	-.29	-.16	-.28	.49
OP	602605	B	21808	.70	.05	.70	.07	.17	.00	.00	.45	-.21	.45	-.23	-.25
OP	602607	C	21808	.61	.20	.09	.61	.10	.00	.00	.41	-.27	-.14	.41	-.17
OP	602608	A	21808	.73	.73	.06	.15	.07	.00	.00	.38	.38	-.23	-.25	-.11
OP	602612	B	21808	.75	.16	.75	.08	.01	.00	.00	.49	-.33	.49	-.27	-.13
OP	602613	D	21808	.54	.21	.16	.09	.54	.00	.00	.41	-.17	-.14	-.29	.41
OP	645962	A	21808	.64	.64	.23	.10	.04	.00	.00	.41	.41	-.19	-.26	-.19
OP	645964	B	21808	.51	.27	.51	.15	.06	.00	.00	.40	-.16	.40	-.21	-.22
OP	645965	C	21808	.83	.03	.13	.83	.01	.00	.00	.40	-.16	-.31	.40	-.18
OP	645969	C	21808	.80	.12	.04	.80	.04	.00	.00	.41	-.24	-.24	.41	-.19
OP	645970	B	21808	.76	.11	.76	.05	.08	.00	.00	.43	-.20	.43	-.25	-.22
OP	646029	B	21808	.74	.09	.74	.04	.13	.00	.00	.35	-.17	.35	-.24	-.16
OP	646030	D	21808	.87	.03	.08	.01	.87	.00	.00	.41	-.13	-.33	-.19	.41
OP	646032	D	21808	.79	.02	.10	.08	.79	.00	.00	.35	-.19	-.14	-.27	.35
OP	646034	A	21808	.68	.68	.09	.08	.15	.00	.00	.49	.49	-.22	-.21	-.29
OP	646035	C	21808	.77	.08	.12	.77	.02	.00	.00	.44	-.18	-.32	.44	-.20
OP	646036	A	21808	.79	.79	.06	.05	.11	.00	.00	.46	.46	-.17	-.28	-.29
OP	646037	B	21808	.79	.11	.79	.03	.07	.00	.00	.35	-.17	.35	-.25	-.18
OP	646038	D	21808	.61	.16	.03	.20	.61	.00	.00	.45	-.24	-.27	-.20	.45
OP	646040	B	21808	.90	.03	.90	.05	.02	.00	.00	.44	-.24	.44	-.28	-.21

Nebraska State Accountability 2014 Technical Report

Grade 7 Reading

GENERAL			COUNTS	PROPORTIONS							CORRELATIONS				
Type	Item ID	Key	N	P-Value	A	B	C	D	-	*	Total	A	B	C	D
OP	646041	C	21808	.56	.18	.08	.56	.18	.00	.00	.45	-.26	-.23	.45	-.15
OP	646043	A	21808	.77	.77	.15	.05	.03	.00	.00	.44	.44	-.25	-.24	-.24
OP	646045	C	21808	.70	.12	.06	.70	.12	.00	.00	.43	-.23	-.27	.43	-.18
OP	646047	D	21808	.64	.02	.21	.12	.64	.00	.00	.37	-.11	-.14	-.31	.37
OP	646051	D	21808	.56	.15	.20	.08	.56	.00	.00	.35	-.23	-.04	-.28	.35
OP	658383	D	21808	.73	.16	.08	.03	.73	.00	.00	.39	-.23	-.21	-.18	.39
OP	658386	D	21808	.59	.10	.10	.21	.59	.00	.00	.47	-.25	-.28	-.17	.47
OP	658387	B	21808	.66	.21	.66	.07	.05	.00	.00	.43	-.23	.43	-.24	-.21
OP	658390	B	21808	.64	.02	.64	.30	.04	.00	.00	.40	-.06	.40	-.29	-.24
OP	658391	A	21808	.57	.57	.18	.12	.14	.00	.00	.51	.51	-.23	-.22	-.27
OP	658393	C	21808	.78	.11	.06	.78	.06	.00	.00	.49	-.31	-.25	.49	-.22
OP	658413	C	21808	.74	.15	.07	.74	.03	.00	.00	.40	-.24	-.21	.40	-.18
OP	658414	C	21808	.62	.14	.19	.62	.05	.00	.00	.44	-.14	-.32	.44	-.18
OP	658417	A	21808	.92	.92	.02	.04	.02	.00	.00	.45	.45	-.24	-.28	-.22
OP	658420	C	21808	.65	.15	.10	.65	.09	.00	.00	.52	-.30	-.22	.52	-.25
OP	658421	D	21808	.84	.06	.05	.05	.84	.00	.00	.50	-.28	-.24	-.29	.50
OP	658422	D	21808	.71	.15	.11	.03	.71	.00	.00	.42	-.17	-.25	-.28	.42
OP	658424	B	21808	.66	.11	.66	.03	.20	.00	.00	.39	-.21	.39	-.21	-.20
OP	658429	B	21808	.56	.05	.56	.04	.35	.00	.00	.44	-.30	.44	-.22	-.23
OP	658434	A	21808	.72	.72	.10	.07	.10	.00	.00	.32	.32	-.22	-.11	-.15
OP	658435	C	21808	.79	.06	.03	.79	.11	.00	.00	.46	-.24	-.18	.46	-.30
OP	658437	B	21808	.66	.16	.66	.05	.13	.00	.00	.44	-.28	.44	-.24	-.15
OP	658439	D	21808	.85	.04	.08	.03	.85	.00	.00	.45	-.21	-.31	-.21	.45
OP	658447	D	21808	.44	.06	.10	.40	.44	.00	.00	.47	-.15	-.26	-.23	.47
OP	658448	A	21808	.59	.59	.32	.05	.04	.00	.00	.31	.31	-.14	-.21	-.18
OP	658450	B	21808	.64	.17	.64	.11	.09	.00	.00	.37	-.08	.37	-.27	-.23
OP	658451	D	21808	.39	.20	.19	.21	.39	.00	.00	.35	-.17	-.13	-.12	.35
OP	658454	C	21808	.65	.14	.06	.65	.16	.00	.00	.48	-.35	-.19	.48	-.17
FT	687683	B	4023	.51	.17	.51	.25	.07	.00	.00	.36	-.22	.36	-.18	-.07
FT	687684	D	4023	.86	.02	.07	.04	.86	.00	.00	.38	-.20	-.19	-.25	.38
FT	687685	A	4023	.68	.68	.11	.12	.09	.00	.00	.31	.31	-.22	-.17	-.07
FT	687686	D	4023	.45	.10	.29	.16	.45	.00	.00	.42	-.18	-.17	-.20	.42
FT	687687	A	4023	.41	.41	.35	.09	.15	.00	.00	.18	.18	-.01	-.27	-.01
FT	687688	A	4023	.50	.50	.12	.28	.10	.00	.00	.16	.16	-.22	.03	-.07
FT	687689	D	4023	.82	.14	.02	.02	.82	.00	.00	.22	-.10	-.20	-.15	.22
FT	687690	C	4023	.48	.22	.09	.48	.20	.00	.00	.26	-.13	-.23	.26	-.01
FT	687691	C	4023	.26	.20	.19	.26	.35	.00	.00	.23	.14	-.15	.23	-.20
FT	687692	B	4023	.58	.07	.58	.19	.16	.00	.00	.48	-.13	.48	-.17	-.37
FT	687694	B	4781	.69	.06	.69	.08	.18	.00	.00	.44	-.24	.44	-.23	-.23
FT	687695	D	4781	.76	.10	.08	.06	.76	.00	.00	.48	-.25	-.24	-.26	.48

Nebraska State Accountability 2014 Technical Report

Grade 7 Reading

GENERAL			COUNTS	PROPORTIONS							CORRELATIONS				
Type	Item ID	Key	N	P-Value	A	B	C	D	-	*	Total	A	B	C	D
FT	687696	B	4781	.48	.35	.48	.11	.06	.00	.00	.41	-.18	.41	-.20	-.23
FT	687698	A	4781	.49	.49	.19	.13	.20	.00	.00	.37	.37	-.12	-.27	-.11
FT	687700	C	4781	.80	.08	.06	.80	.06	.00	.00	.48	-.28	-.27	.48	-.21
FT	687701	A	4781	.61	.61	.12	.14	.13	.00	.00	.40	.40	-.23	-.12	-.23
FT	687702	D	4781	.75	.12	.04	.09	.75	.00	.00	.45	-.23	-.21	-.27	.45
FT	687704	C	4781	.81	.09	.06	.81	.04	.00	.00	.39	-.26	-.15	.39	-.21
FT	687705	D	4781	.79	.10	.05	.05	.79	.00	.00	.53	-.32	-.27	-.25	.53
FT	687706	C	4781	.60	.16	.18	.60	.06	.00	.00	.44	-.15	-.29	.44	-.19
FT	687707	C	4627	.66	.19	.10	.66	.05	.00	.00	.41	-.18	-.30	.41	-.17
FT	687708	D	4627	.81	.04	.10	.05	.81	.00	.00	.52	-.25	-.29	-.30	.52
FT	687709	D	4627	.66	.18	.13	.03	.66	.00	.00	.29	-.04	-.27	-.20	.29
FT	687710	D	4627	.51	.24	.11	.14	.51	.00	.00	.52	-.34	-.10	-.23	.52
FT	687711	C	4627	.60	.37	.02	.60	.01	.00	.00	.01	.10	-.24	.01	-.18
FT	687712	B	4627	.77	.04	.77	.16	.03	.00	.00	.36	-.24	.36	-.18	-.24
FT	687713	B	4627	.83	.02	.83	.02	.12	.00	.00	.30	-.20	.30	-.23	-.14
FT	687714	C	4627	.79	.08	.12	.79	.01	.00	.00	.34	-.20	-.19	.34	-.19
FT	687715	A	4627	.76	.76	.19	.02	.03	.00	.00	.17	.17	-.03	-.20	-.18
FT	687718	A	4627	.84	.84	.04	.07	.04	.00	.00	.38	.38	-.28	-.20	-.14
FT	687720	B	4049	.71	.10	.71	.09	.10	.00	.00	.41	-.26	.41	-.22	-.15
FT	687721	D	4049	.56	.06	.06	.32	.56	.00	.00	.11	-.28	-.24	.15	.11
FT	687722	A	4049	.72	.72	.11	.10	.07	.00	.00	.34	.34	-.27	-.13	-.10
FT	687723	C	4049	.53	.09	.14	.53	.24	.00	.00	.43	-.25	-.33	.43	-.06
FT	687724	D	4049	.84	.09	.03	.04	.84	.00	.00	.46	-.28	-.23	-.23	.46
FT	687725	B	4049	.52	.36	.52	.03	.10	.00	.00	.35	-.12	.35	-.19	-.28
FT	687726	D	4049	.84	.10	.03	.03	.84	.00	.00	.48	-.31	-.22	-.26	.48
FT	687727	A	4049	.78	.78	.07	.12	.03	.00	.00	.50	.50	-.33	-.27	-.19
FT	687728	B	4049	.35	.20	.35	.27	.18	.00	.00	.26	-.08	.26	-.16	-.04
FT	687729	C	4049	.66	.03	.19	.66	.12	.00	.00	.41	-.23	-.19	.41	-.24
FT	687731	A	4326	.87	.87	.02	.03	.08	.00	.00	.43	.43	-.21	-.19	-.31
FT	687732	C	4326	.63	.15	.17	.63	.06	.00	.00	.34	-.12	-.18	.34	-.23
FT	687733	C	4326	.68	.13	.05	.68	.14	.00	.00	.40	-.20	-.24	.40	-.18
FT	687734	C	4326	.54	.28	.12	.54	.06	.00	.00	.32	-.06	-.26	.32	-.20
FT	687735	D	4326	.70	.06	.07	.17	.70	.00	.00	.44	-.21	-.23	-.24	.44
FT	687736	B	4326	.65	.07	.65	.06	.22	.00	.00	.31	-.20	.31	-.19	-.12
FT	687737	D	4326	.52	.21	.09	.18	.52	.00	.00	.26	-.23	-.11	-.01	.26
FT	687738	A	4326	.49	.49	.18	.21	.12	.00	.00	.50	.50	-.16	-.30	-.20
FT	687739	D	4326	.73	.04	.06	.17	.73	.00	.00	.50	-.27	-.25	-.30	.50
FT	687741	B	4326	.64	.27	.64	.07	.02	.00	.00	.40	-.26	.40	-.23	-.12

Grade 8

Grade 8 Reading

GENERAL			COUNTS	PROPORTIONS							CORRELATIONS				
Type	Item ID	Key	N	P-Value	A	B	C	D	-	*	Total	A	B	C	D
OP	564131	C	21695	.61	.17	.20	.61	.02	.00	.00	.36	-.25	-.14	.36	-.18
OP	564133	D	21695	.62	.15	.07	.16	.62	.00	.00	.37	-.11	-.23	-.22	.37
OP	564136	B	21695	.64	.02	.64	.02	.32	.00	.00	.48	-.17	.48	-.20	-.38
OP	564137	D	21695	.90	.03	.04	.03	.90	.00	.00	.36	-.21	-.16	-.24	.36
OP	564139	B	21695	.72	.14	.72	.04	.10	.00	.00	.37	-.12	.37	-.24	-.26
OP	564170	A	21695	.72	.72	.23	.01	.03	.00	.00	.38	.38	-.29	-.18	-.16
OP	564177	D	21695	.74	.13	.11	.02	.74	.00	.00	.34	-.17	-.19	-.21	.34
OP	564178	D	21695	.82	.04	.08	.05	.82	.00	.00	.47	-.22	-.23	-.31	.47
OP	564179	B	21695	.85	.07	.85	.04	.03	.00	.00	.43	-.27	.43	-.22	-.21
OP	564184	B	21695	.63	.07	.63	.15	.15	.00	.00	.32	-.25	.32	-.03	-.22
OP	564228	A	21695	.60	.60	.24	.08	.08	.00	.00	.42	.42	-.20	-.22	-.21
OP	564232	B	21695	.71	.05	.71	.06	.18	.00	.00	.39	-.20	.39	-.27	-.17
OP	564233	C	21695	.84	.03	.06	.84	.07	.00	.00	.42	-.22	-.21	.42	-.26
OP	564236	A	21695	.80	.80	.08	.09	.03	.00	.00	.44	.44	-.26	-.26	-.16
OP	564242	C	21695	.57	.05	.27	.57	.12	.00	.00	.39	-.20	-.20	.39	-.19
OP	564270	D	21695	.58	.08	.20	.14	.58	.00	.00	.39	-.09	-.21	-.24	.39
OP	564271	C	21695	.66	.02	.06	.66	.26	.00	.00	.25	-.13	-.29	.25	-.07
OP	564273	B	21695	.73	.07	.73	.18	.02	.00	.00	.40	-.32	.40	-.18	-.19
OP	564276	A	21695	.90	.90	.02	.06	.02	.00	.00	.43	.43	-.24	-.26	-.22
OP	564278	B	21695	.75	.13	.75	.09	.03	.00	.00	.39	-.24	.39	-.16	-.24
OP	564280	C	21695	.75	.06	.05	.75	.14	.00	.00	.45	-.18	-.20	.45	-.31
OP	564281	D	21695	.61	.07	.07	.25	.61	.00	.00	.33	-.28	-.15	-.11	.33
OP	602765	C	21695	.54	.05	.36	.54	.04	.00	.00	.37	-.25	-.20	.37	-.14
OP	602766	B	21695	.68	.15	.68	.11	.05	.00	.00	.38	-.20	.38	-.14	-.28
OP	602767	D	21695	.54	.11	.14	.21	.54	.00	.00	.24	-.01	-.09	-.20	.24
OP	602769	C	21695	.79	.03	.06	.79	.12	.00	.00	.35	-.20	-.26	.35	-.15
OP	602771	A	21695	.77	.77	.11	.09	.02	.00	.00	.46	.46	-.32	-.23	-.17
OP	602776	B	21695	.68	.06	.68	.22	.03	.00	.00	.40	-.25	.40	-.20	-.25
OP	645975	D	21695	.68	.05	.18	.09	.68	.00	.00	.40	-.22	-.27	-.13	.40
OP	645976	C	21695	.87	.04	.04	.87	.05	.00	.00	.43	-.24	-.25	.43	-.22
OP	645980	B	21695	.76	.06	.76	.08	.10	.00	.00	.38	-.24	.38	-.27	-.10
OP	645982	A	21695	.88	.88	.08	.02	.02	.00	.00	.42	.42	-.30	-.22	-.18
OP	645984	D	21695	.71	.14	.05	.11	.71	.00	.00	.36	-.11	-.19	-.27	.36
OP	645985	C	21695	.45	.04	.42	.45	.09	.00	.00	.21	-.21	-.03	.21	-.15
OP	658460	C	21695	.81	.13	.04	.81	.02	.00	.00	.43	-.29	-.22	.43	-.15
OP	658461	D	21695	.50	.04	.25	.21	.50	.00	.00	.38	-.16	-.24	-.13	.38
OP	658463	C	21695	.52	.06	.32	.52	.10	.00	.00	.40	-.16	-.15	.40	-.28
OP	658464	B	21695	.59	.04	.59	.05	.31	.00	.00	.30	-.23	.30	-.23	-.10

Nebraska State Accountability 2014 Technical Report

Grade 8 Reading

GENERAL			COUNTS	PROPORTIONS							CORRELATIONS				
Type	Item ID	Key	N	P-Value	A	B	C	D	-	*	Total	A	B	C	D
OP	658465	D	21695	.40	.12	.06	.42	.40	.00	.00	.28	-.22	-.31	.01	.28
OP	658469	A	21695	.67	.67	.05	.04	.23	.00	.00	.39	.39	-.23	-.23	-.20
OP	658470	B	21695	.61	.09	.61	.08	.22	.00	.00	.33	-.15	.33	-.17	-.16
OP	658472	D	21695	.64	.11	.19	.06	.64	.00	.00	.37	-.12	-.20	-.25	.37
OP	658474	D	21695	.54	.06	.33	.07	.54	.00	.00	.32	-.20	-.16	-.15	.32
OP	658475	C	21695	.77	.04	.06	.77	.14	.00	.00	.36	-.18	-.18	.36	-.21
OP	658478	C	21695	.78	.12	.06	.78	.04	.00	.00	.35	-.07	-.32	.35	-.23
OP	658502	A	21695	.69	.69	.26	.04	.01	.00	.00	.45	.45	-.32	-.25	-.17
OP	658503	D	21695	.86	.02	.09	.03	.86	.00	.00	.41	-.23	-.24	-.23	.41
OP	658508	A	21695	.60	.60	.17	.18	.05	.00	.00	.40	.40	-.25	-.12	-.25
OP	658509	A	21695	.81	.81	.06	.05	.08	.00	.00	.41	.41	-.27	-.25	-.15
OP	658510	B	21695	.85	.02	.85	.02	.11	.00	.00	.32	-.21	.32	-.23	-.17
FT	687743	A	4005	.48	.48	.04	.45	.02	.00	.00	.17	.17	-.24	-.02	-.16
FT	687745	B	4005	.78	.08	.78	.12	.02	.00	.00	.37	-.20	.37	-.20	-.23
FT	687746	B	4005	.77	.07	.77	.11	.05	.00	.00	.44	-.20	.44	-.26	-.23
FT	687747	C	4005	.74	.14	.06	.74	.06	.00	.00	.47	-.26	-.24	.47	-.25
FT	687748	A	4005	.81	.81	.04	.03	.12	.00	.00	.41	.41	-.24	-.24	-.21
FT	687749	D	4005	.33	.12	.06	.49	.33	.00	.00	.05	-.17	-.27	.20	.05
FT	687750	A	4005	.69	.69	.17	.08	.06	.00	.00	.33	.33	-.12	-.22	-.19
FT	687751	C	4005	.72	.10	.11	.72	.07	.00	.00	.45	-.22	-.28	.45	-.20
FT	687752	D	4005	.57	.22	.13	.09	.57	.00	.00	.42	-.18	-.22	-.20	.42
FT	687753	C	4005	.38	.32	.15	.38	.14	.00	.00	.15	-.06	-.09	.15	-.03
FT	687754	B	4171	.41	.07	.41	.07	.45	.00	.00	.27	-.18	.27	-.17	-.09
FT	687755	D	4171	.76	.06	.12	.07	.76	.00	.00	.43	-.26	-.22	-.22	.43
FT	687757	C	4171	.76	.10	.10	.76	.04	.00	.00	.40	-.15	-.25	.40	-.24
FT	687758	C	4171	.72	.03	.14	.72	.11	.00	.00	.39	-.22	-.16	.39	-.27
FT	687759	B	4171	.92	.03	.92	.02	.03	.00	.00	.39	-.23	.39	-.21	-.22
FT	687760	D	4171	.63	.16	.11	.10	.63	.00	.00	.53	-.31	-.30	-.16	.53
FT	687761	A	4171	.66	.66	.04	.13	.17	.00	.00	.38	.38	-.26	-.30	-.08
FT	687762	D	4171	.67	.15	.10	.08	.67	.00	.00	.42	-.18	-.21	-.25	.42
FT	687763	A	4171	.45	.45	.05	.19	.31	.00	.00	.18	.18	-.26	-.23	.13
FT	687764	C	4171	.81	.04	.08	.81	.06	.00	.00	.40	-.21	-.19	.40	-.25
FT	687765	C	4241	.77	.08	.03	.77	.12	.00	.00	.36	-.26	-.29	.36	-.09
FT	687766	A	4241	.77	.77	.14	.04	.04	.00	.00	.34	.34	-.21	-.15	-.19
FT	687767	B	4241	.86	.04	.86	.07	.02	.00	.00	.40	-.28	.40	-.21	-.19
FT	687768	C	4241	.74	.13	.07	.74	.06	.00	.00	.28	-.10	-.22	.28	-.13
FT	687769	B	4241	.95	.01	.95	.02	.02	.00	.00	.29	-.18	.29	-.14	-.17
FT	687770	A	4241	.84	.84	.05	.04	.07	.00	.00	.44	.44	-.27	-.26	-.20
FT	687771	D	4241	.66	.08	.15	.11	.66	.00	.00	.46	-.21	-.19	-.29	.46
FT	687772	D	4241	.70	.04	.22	.04	.70	.00	.00	.46	-.21	-.32	-.19	.46

Nebraska State Accountability 2014 Technical Report

Grade 8 Reading

GENERAL			COUNTS	PROPORTIONS							CORRELATIONS				
Type	Item ID	Key	N	P-Value	A	B	C	D	-	*	Total	A	B	C	D
FT	687773	C	4241	.75	.09	.10	.75	.07	.00	.00	.47	-.20	-.29	.47	-.24
FT	687774	C	4241	.81	.11	.04	.81	.04	.00	.00	.49	-.30	-.28	.49	-.22
FT	687775	B	5172	.46	.19	.46	.26	.09	.00	.00	.33	-.28	.33	.00	-.19
FT	687776	D	5172	.58	.09	.14	.19	.58	.00	.00	.39	-.11	-.19	-.22	.39
FT	687777	C	5172	.39	.21	.15	.39	.25	.00	.00	.20	-.17	-.22	.20	.13
FT	687778	B	5172	.76	.05	.76	.06	.12	.00	.00	.56	-.31	.56	-.27	-.31
FT	687779	A	5172	.35	.35	.23	.07	.35	.00	.00	.17	.17	-.24	-.11	.10
FT	687782	C	5172	.55	.18	.20	.55	.07	.00	.00	.22	-.14	-.03	.22	-.17
FT	687783	A	5172	.77	.77	.05	.09	.09	.00	.00	.44	.44	-.21	-.28	-.19
FT	687784	B	5172	.74	.05	.74	.10	.11	.00	.00	.40	-.25	.40	-.24	-.15
FT	687785	D	5172	.69	.05	.04	.23	.69	.00	.00	.31	-.21	-.29	-.10	.31
FT	687786	A	5172	.74	.74	.06	.10	.10	.00	.00	.49	.49	-.26	-.22	-.28
FT	687789	B	4102	.92	.04	.92	.03	.02	.00	.00	.37	-.19	.37	-.27	-.14
FT	687790	D	4102	.29	.12	.28	.31	.29	.00	.00	.06	-.22	-.02	.12	.06
FT	687792	A	4102	.73	.73	.02	.05	.20	.00	.00	.37	.37	-.21	-.25	-.20
FT	687793	A	4102	.83	.83	.03	.02	.11	.00	.00	.44	.44	-.25	-.24	-.27
FT	687794	A	4102	.60	.60	.05	.14	.21	.00	.00	.35	.35	-.25	-.21	-.11
FT	687795	A	4102	.67	.67	.10	.16	.08	.00	.00	.34	.34	-.14	-.24	-.10
FT	687796	D	4102	.93	.03	.02	.02	.93	.00	.00	.36	-.19	-.21	-.19	.36
FT	687798	B	4102	.89	.02	.89	.06	.03	.00	.00	.39	-.20	.39	-.27	-.17
FT	687800	D	4102	.84	.02	.10	.04	.84	.00	.00	.31	-.16	-.16	-.24	.31
FT	687801	C	4102	.86	.11	.02	.86	.01	.00	.00	.30	-.23	-.16	.30	-.11

Grade 11

Grade 11 Reading

GENERAL			COUNTS	PROPORTIONS							CORRELATIONS				
Type	Item ID	Key	N	P-Value	A	B	C	D	-	*	Total	A	B	C	D
OP	564543	B	20973	.93	.02	.93	.02	.02	.00	.00	.36	-.20	.36	-.23	-.17
OP	564544	D	20973	.48	.10	.30	.12	.48	.00	.00	.30	-.25	-.11	-.07	.30
OP	564545	A	20973	.64	.64	.12	.13	.11	.00	.00	.50	.50	-.24	-.29	-.19
OP	564554	B	20973	.56	.31	.56	.04	.08	.00	.00	.29	.02	.29	-.27	-.35
OP	564559	B	20973	.58	.16	.58	.09	.17	.00	.00	.51	-.14	.51	-.31	-.28
OP	602833	C	20973	.81	.08	.08	.81	.03	.00	.00	.33	-.17	-.16	.33	-.22
OP	602835	D	20973	.67	.14	.15	.04	.67	.00	.00	.46	-.28	-.17	-.29	.46
OP	602840	D	20973	.77	.06	.11	.07	.77	.00	.00	.43	-.23	-.23	-.22	.43
OP	602841	A	20973	.59	.59	.18	.13	.09	.00	.00	.44	.44	-.22	-.20	-.21
OP	602842	C	20973	.50	.23	.05	.50	.22	.00	.00	.39	-.06	-.25	.39	-.26
OP	646157	D	20973	.79	.08	.10	.04	.79	.00	.00	.50	-.20	-.31	-.29	.50

Nebraska State Accountability 2014 Technical Report

Grade 11 Reading

GENERAL			COUNTS	PROPORTIONS							CORRELATIONS				
Type	Item ID	Key	N	P-Value	A	B	C	D	-	*	Total	A	B	C	D
OP	646158	C	20973	.77	.11	.03	.77	.09	.00	.00	.43	-.22	-.28	.43	-.22
OP	646160	D	20973	.54	.15	.15	.16	.54	.00	.00	.36	-.09	-.28	-.11	.36
OP	646162	B	20973	.71	.09	.71	.07	.13	.00	.00	.35	-.24	.35	-.25	-.07
OP	646163	C	20973	.63	.18	.13	.63	.06	.00	.00	.42	-.22	-.24	.42	-.13
OP	646164	A	20973	.73	.73	.11	.07	.09	.00	.00	.48	.48	-.25	-.29	-.20
OP	646165	B	20973	.44	.21	.44	.29	.06	.00	.00	.33	-.18	.33	-.11	-.17
OP	646167	B	20973	.59	.24	.59	.10	.08	.00	.00	.41	-.18	.41	-.27	-.15
OP	646170	C	20973	.71	.09	.14	.71	.06	.00	.00	.39	-.20	-.23	.39	-.14
OP	646172	A	20973	.75	.75	.15	.07	.02	.00	.00	.51	.51	-.31	-.28	-.25
OP	646173	D	20973	.81	.03	.13	.03	.81	.00	.00	.47	-.24	-.28	-.28	.47
OP	646175	C	20973	.77	.06	.07	.77	.10	.00	.00	.44	-.22	-.28	.44	-.20
OP	646176	C	20973	.72	.09	.10	.72	.10	.00	.00	.53	-.34	-.30	.53	-.18
OP	646179	D	20973	.72	.09	.06	.13	.72	.00	.00	.45	-.31	-.22	-.19	.45
OP	646180	B	20973	.72	.11	.72	.14	.03	.00	.00	.38	-.26	.38	-.16	-.20
OP	646182	C	20973	.75	.06	.08	.75	.11	.00	.00	.41	-.21	-.23	.41	-.21
OP	646183	B	20973	.77	.04	.77	.06	.14	.00	.00	.49	-.22	.49	-.25	-.31
OP	646185	C	20973	.52	.07	.07	.52	.33	.00	.00	.39	-.30	-.31	.39	-.08
OP	646188	A	20973	.47	.47	.23	.21	.09	.00	.00	.38	.38	-.18	-.18	-.14
OP	646189	B	20973	.78	.06	.78	.09	.07	.00	.00	.52	-.22	.52	-.30	-.29
OP	646193	A	20973	.60	.60	.17	.14	.09	.00	.00	.42	.42	-.22	-.18	-.20
OP	646194	A	20973	.69	.69	.06	.04	.21	.00	.00	.48	.48	-.28	-.26	-.25
OP	646195	C	20973	.65	.06	.26	.65	.03	.00	.00	.40	-.30	-.18	.40	-.22
OP	658529	A	20973	.58	.58	.07	.13	.21	.00	.00	.36	.36	-.05	-.11	-.31
OP	658530	D	20973	.71	.23	.03	.03	.71	.00	.00	.32	-.14	-.24	-.26	.32
OP	658532	D	20973	.70	.20	.03	.07	.70	.00	.00	.30	-.13	-.18	-.22	.30
OP	658533	D	20973	.85	.07	.04	.04	.85	.00	.00	.43	-.17	-.29	-.27	.43
OP	658535	D	20973	.77	.15	.04	.03	.77	.00	.00	.41	-.19	-.26	-.27	.41
OP	658536	B	20973	.74	.08	.74	.04	.15	.00	.00	.29	-.20	.29	-.28	-.05
OP	658539	D	20973	.45	.26	.16	.13	.45	.00	.00	.36	-.08	-.21	-.19	.36
OP	658541	C	20973	.79	.06	.04	.79	.12	.00	.00	.42	-.22	-.21	.42	-.25
OP	658543	D	20973	.71	.04	.07	.18	.71	.00	.00	.44	-.21	-.19	-.29	.44
OP	658546	A	20973	.75	.75	.15	.04	.06	.00	.00	.34	.34	-.12	-.27	-.22
OP	658559	C	20973	.61	.12	.21	.61	.06	.00	.00	.33	-.19	-.15	.33	-.16
OP	658560	A	20973	.75	.75	.05	.04	.16	.00	.00	.40	.40	-.23	-.29	-.18
OP	658563	A	20973	.89	.89	.05	.03	.04	.00	.00	.50	.50	-.28	-.26	-.28
OP	658564	A	20973	.57	.57	.17	.13	.13	.00	.00	.33	.33	-.05	-.29	-.13
OP	658567	B	20973	.74	.06	.74	.13	.07	.00	.00	.36	-.16	.36	-.20	-.20
OP	658568	D	20973	.77	.07	.08	.08	.77	.00	.00	.51	-.23	-.28	-.29	.51
OP	658570	D	20973	.83	.05	.05	.06	.83	.00	.00	.55	-.26	-.29	-.34	.55
FT	687802	B	4172	.82	.03	.82	.09	.06	.00	.00	.37	-.20	.37	-.31	-.09

Nebraska State Accountability 2014 Technical Report

Grade 11 Reading

GENERAL			COUNTS	PROPORTIONS							CORRELATIONS				
Type	Item ID	Key	N	P-Value	A	B	C	D	-	*	Total	A	B	C	D
FT	687803	D	4172	.78	.05	.08	.09	.78	.00	.00	.53	-.25	-.33	-.26	.53
FT	687804	D	4172	.62	.03	.10	.25	.62	.00	.00	.42	-.24	-.17	-.25	.42
FT	687805	C	4172	.51	.30	.08	.51	.10	.00	.00	.34	-.20	-.13	.34	-.14
FT	687806	B	4172	.69	.07	.69	.21	.03	.00	.00	.40	-.26	.40	-.19	-.24
FT	687807	C	4172	.54	.24	.07	.54	.16	.00	.00	.35	-.15	-.28	.35	-.12
FT	687808	A	4172	.85	.85	.04	.02	.08	.00	.00	.44	.44	-.27	-.26	-.22
FT	687809	B	4172	.65	.10	.65	.04	.21	.00	.00	.27	-.04	.27	-.31	-.14
FT	687810	D	4172	.70	.05	.07	.18	.70	.00	.00	.46	-.26	-.28	-.22	.46
FT	687812	A	4172	.37	.37	.04	.16	.42	.00	.00	.26	.26	-.27	-.23	.03
FT	687814	A	4022	.74	.74	.07	.08	.12	.00	.00	.44	.44	-.32	-.18	-.19
FT	687815	A	4022	.49	.49	.20	.10	.21	.00	.00	.40	.40	-.20	-.28	-.08
FT	687816	A	4022	.69	.69	.17	.11	.04	.00	.00	.41	.41	-.20	-.22	-.23
FT	687818	D	4022	.79	.07	.06	.07	.79	.00	.00	.54	-.25	-.36	-.26	.54
FT	687819	C	4022	.75	.05	.14	.75	.07	.00	.00	.46	-.23	-.23	.46	-.28
FT	687820	C	4022	.81	.06	.09	.81	.03	.00	.00	.43	-.20	-.27	.43	-.21
FT	687821	A	4022	.85	.85	.07	.05	.03	.00	.00	.49	.49	-.30	-.27	-.23
FT	687822	B	4022	.77	.02	.77	.18	.02	.00	.00	.48	-.28	.48	-.33	-.21
FT	687823	A	4022	.30	.30	.21	.14	.36	.00	.00	.25	.25	-.09	-.27	.04
FT	687824	B	4022	.64	.25	.64	.08	.03	.00	.00	.37	-.11	.37	-.31	-.25
FT	687825	C	4851	.80	.05	.10	.80	.04	.00	.00	.44	-.24	-.29	.44	-.15
FT	687826	A	4851	.58	.58	.18	.19	.05	.00	.00	.37	.37	-.22	-.13	-.20
FT	687827	B	4851	.38	.19	.38	.29	.14	.00	.00	.28	-.11	.28	-.08	-.16
FT	687828	B	4851	.86	.09	.86	.03	.02	.00	.00	.46	-.29	.46	-.27	-.19
FT	687830	A	4851	.84	.84	.04	.08	.04	.00	.00	.50	.50	-.25	-.30	-.24
FT	687831	D	4851	.58	.22	.12	.07	.58	.00	.00	.37	-.08	-.22	-.29	.37
FT	687832	D	4851	.81	.05	.10	.05	.81	.00	.00	.55	-.26	-.34	-.26	.55
FT	687834	C	4851	.87	.04	.04	.87	.05	.00	.00	.50	-.26	-.30	.50	-.26
FT	687835	C	4851	.33	.20	.39	.33	.09	.00	.00	.08	-.05	.11	.08	-.24
FT	687836	B	4851	.77	.05	.77	.06	.11	.00	.00	.49	-.24	.49	-.30	-.24
FT	687837	C	3958	.32	.45	.13	.32	.10	.00	.00	.15	.15	-.28	.15	-.15
FT	687838	A	3958	.77	.77	.04	.04	.14	.00	.00	.43	.43	-.28	-.28	-.18
FT	687839	A	3958	.74	.74	.07	.03	.15	.00	.00	.49	.49	-.15	-.28	-.33
FT	687840	B	3958	.62	.12	.62	.10	.16	.00	.00	.41	-.23	.41	-.31	-.08
FT	687841	D	3958	.80	.05	.12	.03	.80	.00	.00	.43	-.29	-.19	-.27	.43
FT	687842	A	3958	.71	.71	.04	.20	.05	.00	.00	.37	.37	-.26	-.14	-.27
FT	687844	B	3958	.45	.10	.45	.27	.17	.00	.00	.23	-.10	.23	-.08	-.12
FT	687845	D	3958	.54	.32	.07	.06	.54	.00	.00	.40	-.09	-.32	-.30	.40
FT	687847	B	3958	.91	.04	.91	.02	.03	.00	.00	.48	-.31	.48	-.24	-.25
FT	687848	C	3958	.85	.06	.07	.85	.02	.00	.00	.46	-.30	-.24	.46	-.22
FT	687850	D	3967	.80	.08	.04	.08	.80	.00	.00	.49	-.26	-.28	-.27	.49

Nebraska State Accountability 2014 Technical Report

Grade 11 Reading

GENERAL			COUNTS	PROPORTIONS							CORRELATIONS				
Type	Item ID	Key	N	P-Value	A	B	C	D	-	*	Total	A	B	C	D
FT	687851	C	3967	.64	.21	.12	.64	.04	.00	.00	.36	-.14	-.24	.36	-.19
FT	687852	B	3967	.55	.11	.55	.26	.08	.00	.00	.33	-.20	.33	-.12	-.18
FT	687853	A	3967	.54	.54	.27	.07	.12	.00	.00	.35	.35	-.22	-.18	-.09
FT	687854	C	3967	.84	.07	.04	.84	.04	.00	.00	.53	-.31	-.26	.53	-.30
FT	687856	B	3967	.75	.11	.75	.07	.07	.00	.00	.49	-.20	.49	-.29	-.29
FT	687857	C	3967	.81	.03	.07	.81	.09	.00	.00	.49	-.26	-.30	.49	-.25
FT	687858	A	3967	.59	.59	.11	.24	.05	.00	.00	.44	.44	-.25	-.19	-.23
FT	687859	D	3967	.30	.54	.07	.09	.30	.00	.00	.31	-.04	-.25	-.19	.31
FT	687860	D	3967	.74	.05	.06	.14	.74	.00	.00	.43	-.21	-.24	-.24	.43

Appendix G: Mathematics Key Verification and Foil Analysis

Grade 3

Grade 3 Mathematics															
GENERAL			COUNTS	PROPORTIONS							CORRELATIONS				
Type	Item ID	Key	N.	P-Value	A	B	C	D	-	*	Total	A	B	C	D
OP	599741	C	22613	.52	.11	.28	.52	.10	.00	.00	.33	-.20	-.07	.33	-.24
OP	599770	B	22613	.75	.10	.75	.07	.08	.00	.00	.51	-.26	.51	-.27	-.27
OP	599777	D	22613	.66	.07	.25	.03	.66	.00	.00	.37	-.17	-.26	-.13	.37
OP	599790	A	22613	.66	.66	.06	.07	.21	.00	.00	.43	.43	-.20	-.25	-.23
OP	599800	B	22613	.72	.17	.72	.09	.02	.00	.00	.52	-.33	.52	-.29	-.20
OP	599811	C	22613	.56	.20	.17	.56	.06	.00	.00	.40	-.18	-.20	.40	-.19
OP	599813	D	22613	.74	.05	.14	.07	.74	.00	.00	.34	-.23	-.14	-.20	.34
OP	599883	C	22613	.70	.08	.13	.70	.08	.00	.00	.45	-.23	-.29	.45	-.17
OP	599896	C	22613	.80	.04	.09	.80	.07	.00	.00	.38	-.21	-.24	.38	-.16
OP	600457	A	22613	.86	.86	.05	.04	.04	.00	.00	.36	.36	-.19	-.19	-.22
OP	600460	D	22613	.71	.04	.05	.19	.71	.00	.00	.36	-.26	-.12	-.22	.36
OP	600478	B	22613	.70	.17	.70	.09	.03	.00	.00	.40	-.25	.40	-.19	-.18
OP	633864	D	22613	.68	.17	.05	.10	.68	.00	.00	.34	-.17	-.21	-.17	.34
OP	633867	A	22613	.46	.46	.36	.13	.06	.00	.00	.32	.32	-.11	-.17	-.20
OP	633868	C	22613	.80	.08	.07	.80	.05	.00	.00	.48	-.27	-.21	.48	-.30
OP	633870	C	22613	.74	.03	.13	.74	.10	.00	.00	.49	-.25	-.27	.49	-.26
OP	633875	D	22613	.79	.14	.03	.04	.79	.00	.00	.53	-.39	-.23	-.20	.53
OP	646514	B	22613	.68	.06	.68	.10	.17	.00	.00	.41	-.21	.41	-.24	-.19
OP	646516	B	22613	.53	.19	.53	.06	.21	.00	.00	.50	-.28	.50	-.11	-.28
OP	646519	D	22613	.70	.11	.05	.14	.70	.00	.00	.48	-.22	-.28	-.26	.48
OP	646538	B	22613	.68	.27	.68	.03	.02	.00	.00	.32	-.19	.32	-.21	-.21
OP	646546	D	22613	.56	.29	.09	.06	.56	.00	.00	.44	-.29	-.14	-.20	.44
OP	646549	B	22613	.79	.07	.79	.05	.09	.00	.00	.46	-.21	.46	-.29	-.24
OP	646553	D	22613	.69	.06	.18	.08	.69	.00	.00	.40	-.23	-.25	-.13	.40
OP	646558	A	22613	.80	.80	.03	.06	.10	.00	.00	.50	.50	-.15	-.21	-.40
OP	646566	C	22613	.53	.22	.15	.53	.11	.00	.00	.45	-.16	-.23	.45	-.24
OP	659838	B	22613	.78	.16	.78	.04	.03	.00	.00	.34	-.18	.34	-.19	-.23
OP	659841	C	22613	.75	.02	.15	.75	.08	.00	.00	.43	-.21	-.30	.43	-.17
OP	659843	C	22613	.67	.21	.05	.67	.07	.00	.00	.34	-.15	-.22	.34	-.21
OP	659844	B	22613	.78	.08	.78	.06	.08	.00	.00	.46	-.25	.46	-.23	-.26
OP	659852	B	22613	.67	.17	.67	.10	.06	.00	.00	.33	-.24	.33	-.10	-.14
OP	659857	D	22613	.69	.16	.08	.07	.69	.00	.00	.48	-.27	-.24	-.22	.48
OP	659859	B	22613	.56	.05	.56	.33	.06	.00	.00	.40	-.12	.40	-.23	-.25
OP	659860	C	22613	.63	.14	.09	.63	.14	.00	.00	.42	-.28	-.15	.42	-.18
OP	659862	A	22613	.59	.59	.15	.14	.12	.00	.00	.36	.36	-.21	-.16	-.15
OP	659867	A	22613	.66	.66	.11	.12	.11	.00	.00	.38	.38	-.15	-.17	-.26
OP	659870	A	22613	.80	.80	.17	.02	.01	.00	.00	.32	.32	-.27	-.10	-.12

Nebraska State Accountability 2014 Technical Report

Grade 3 Mathematics															
GENERAL			COUNTS	PROPORTIONS							CORRELATIONS				
Type	Item ID	Key	N.	P-Value	A	B	C	D	-	*	Total	A	B	C	D
OP	659874	A	22613	.70	.70	.24	.03	.02	.00	.00	.33	.33	-.19	-.22	-.22
OP	659875	D	22613	.31	.41	.25	.03	.31	.00	.00	.28	.00	-.24	-.15	.28
OP	659879	A	22613	.85	.85	.05	.07	.03	.00	.00	.34	.34	-.19	-.20	-.16
OP	659880	A	22613	.57	.57	.30	.04	.08	.00	.00	.44	.44	-.38	-.16	-.03
OP	659882	D	22613	.74	.13	.07	.05	.74	.00	.00	.46	-.32	-.17	-.21	.46
OP	659886	A	22613	.86	.86	.01	.11	.02	.00	.00	.21	.21	-.15	-.12	-.13
OP	659887	D	22613	.66	.03	.27	.04	.66	.00	.00	.35	-.15	-.23	-.19	.35
OP	659888	D	22613	.40	.22	.11	.27	.40	.00	.00	.35	-.27	-.14	-.03	.35
OP	659890	B	22613	.83	.09	.83	.05	.03	.00	.00	.43	-.27	.43	-.23	-.20
OP	659895	A	22613	.79	.79	.06	.09	.06	.00	.00	.42	.42	-.14	-.30	-.21
OP	659899	A	22613	.84	.84	.05	.03	.08	.00	.00	.39	.39	-.22	-.18	-.23
OP	659900	B	22613	.51	.18	.51	.13	.18	.00	.00	.48	-.28	.48	-.14	-.22
OP	659903	C	22613	.44	.30	.22	.44	.05	.00	.00	.41	-.24	-.16	.41	-.13
FT	689743	C	4363	.68	.11	.12	.68	.09	.00	.00	.40	-.18	-.22	.40	-.20
FT	689744	D	5972	.85	.05	.06	.04	.85	.00	.00	.43	-.27	-.23	-.21	.43
FT	689746	C	3631	.28	.03	.39	.28	.30	.00	.00	.08	-.17	-.22	.08	.22
FT	689747	C	3636	.58	.30	.05	.58	.07	.00	.00	.47	-.33	-.16	.47	-.19
FT	689748	A	5896	.87	.87	.04	.04	.05	.00	.00	.36	.36	-.21	-.15	-.23
FT	689749	A	4649	.87	.87	.07	.05	.01	.00	.00	.34	.34	-.25	-.17	-.12
FT	689750	D	5696	.74	.07	.07	.12	.74	.00	.00	.40	-.15	-.16	-.30	.40
FT	689751	D	4351	.66	.12	.05	.16	.66	.00	.00	.49	-.16	-.29	-.30	.49
FT	689752	C	4400	.76	.09	.11	.76	.05	.00	.00	.42	-.21	-.22	.42	-.26
FT	689753	A	4097	.90	.90	.04	.02	.04	.00	.00	.36	.36	-.31	-.18	-.11
FT	689754	C	4035	.75	.09	.10	.75	.06	.00	.00	.42	-.16	-.31	.42	-.17
FT	689755	A	3624	.90	.90	.05	.04	.02	.00	.00	.43	.43	-.25	-.27	-.21
FT	689756	C	3727	.92	.02	.03	.92	.03	.00	.00	.38	-.22	-.22	.38	-.21
FT	689757	D	4125	.73	.11	.06	.11	.73	.00	.00	.34	-.13	-.19	-.22	.34
FT	689759	B	4201	.74	.04	.74	.01	.21	.00	.00	.44	-.22	.44	-.18	-.33
FT	689762	B	4484	.85	.10	.85	.01	.04	.00	.00	.42	-.31	.42	-.15	-.22
FT	689763	C	6023	.64	.13	.07	.64	.15	.00	.00	.33	-.15	-.26	.33	-.11
FT	689764	D	4150	.78	.08	.08	.06	.78	.00	.00	.48	-.30	-.21	-.26	.48
FT	689765	B	4180	.73	.12	.73	.04	.12	.00	.00	.45	-.21	.45	-.19	-.31
FT	689766	D	4605	.53	.11	.25	.10	.53	.00	.00	.50	-.14	-.32	-.22	.50
FT	689767	C	4193	.85	.05	.04	.85	.05	.00	.00	.26	-.15	-.10	.26	-.16
FT	689768	C	4185	.56	.06	.20	.56	.18	.00	.00	.39	-.09	-.05	.39	-.40
FT	689769	D	5747	.74	.07	.06	.14	.74	.00	.00	.43	-.10	-.20	-.35	.43
FT	689772	C	4121	.78	.07	.12	.78	.03	.00	.00	.44	-.17	-.35	.44	-.15
FT	689773	C	5773	.67	.20	.08	.67	.04	.00	.00	.45	-.26	-.25	.45	-.18
FT	689774	D	3936	.98	.01	.00	.01	.98	.00	.00	.15	-.09	-.08	-.09	.15
FT	689775	D	4276	.64	.08	.11	.18	.64	.00	.00	.35	-.21	-.15	-.17	.35

Grade 3 Mathematics															
GENERAL			COUNTS	PROPORTIONS							CORRELATIONS				
Type	Item ID	Key	N.	P-Value	A	B	C	D	-	*	Total	A	B	C	D
FT	689776	B	4537	.61	.21	.61	.15	.03	.00	.00	.38	-.26	.38	-.17	-.12
FT	689777	B	3904	.32	.26	.32	.17	.25	.00	.00	.18	-.15	.18	-.07	.01
FT	689778	C	5718	.85	.06	.06	.85	.03	.00	.00	.39	-.22	-.23	.39	-.19
FT	689780	C	6264	.52	.04	.01	.52	.43	.00	.00	.50	-.22	-.12	.50	-.39
FT	689781	D	3999	.58	.23	.02	.17	.58	.00	.00	.47	-.28	-.15	-.25	.47
FT	689782	A	4043	.23	.23	.12	.40	.25	.00	.00	.18	.18	-.24	-.04	.05
FT	689783	A	4330	.46	.46	.09	.29	.15	.00	.00	.38	.38	-.17	-.14	-.22
FT	689784	D	4122	.76	.08	.03	.12	.76	.00	.00	.43	-.15	-.20	-.33	.43
FT	689785	A	5845	.87	.87	.06	.04	.03	.00	.00	.39	.39	-.22	-.22	-.22
FT	689787	C	4249	.47	.26	.18	.47	.09	.00	.00	.43	-.24	-.15	.43	-.19
FT	689789	B	3935	.75	.10	.75	.06	.10	.00	.00	.42	-.04	.42	-.32	-.33
FT	689790	B	4354	.81	.04	.81	.09	.05	.00	.00	.38	-.23	.38	-.20	-.20
FT	689791	B	4194	.68	.07	.68	.09	.15	.00	.00	.39	-.20	.39	-.21	-.19
FT	689792	B	4247	.74	.05	.74	.06	.14	.00	.00	.36	-.16	.36	-.17	-.23
FT	689793	B	4162	.82	.06	.82	.06	.07	.00	.00	.45	-.25	.45	-.25	-.21
FT	689794	A	4116	.76	.76	.14	.09	.02	.00	.00	.39	.39	-.26	-.18	-.18
FT	689795	A	4312	.44	.44	.23	.27	.06	.00	.00	.49	.49	-.28	-.21	-.14
FT	689796	C	4048	.90	.06	.02	.90	.02	.00	.00	.46	-.34	-.22	.46	-.17
FT	689797	D	4677	.44	.31	.13	.11	.44	.00	.00	.44	-.14	-.17	-.29	.44
FT	689798	B	4261	.57	.22	.57	.17	.04	.00	.00	.34	-.45	.34	.09	-.08
FT	689799	B	6004	.57	.32	.57	.05	.06	.00	.00	.50	-.32	.50	-.14	-.27
FT	689800	C	4624	.71	.11	.10	.71	.08	.00	.00	.54	-.32	-.22	.54	-.28
FT	689801	B	4092	.75	.05	.75	.11	.10	.00	.00	.40	-.19	.40	-.25	-.18

Grade 4

Grade 4 Mathematics															
GENERAL			COUNTS	PROPORTIONS							CORRELATIONS				
Type	Item ID	Key	N	P-Value	A	B	C	D	-	*	Total	A	B	C	D
OP	603924	C	22827	.81	.05	.09	.81	.04	.00	.00	.38	-.26	-.16	.38	-.21
OP	603947	D	22827	.57	.04	.20	.19	.57	.00	.00	.35	-.15	-.15	-.21	.35
OP	603954	C	22827	.53	.29	.18	.53	.01	.00	.00	.38	-.31	-.10	.38	-.06
OP	603969	A	22827	.80	.80	.14	.04	.02	.00	.00	.37	.37	-.25	-.18	-.18
OP	604003	A	22827	.72	.72	.06	.18	.03	.00	.00	.45	.45	-.19	-.30	-.22
OP	604017	A	22827	.66	.66	.11	.11	.12	.00	.00	.59	.59	-.31	-.24	-.33
OP	604020	A	22827	.84	.84	.04	.04	.08	.00	.00	.37	.37	-.20	-.19	-.22
OP	604055	C	22827	.72	.03	.10	.72	.15	.00	.00	.35	-.20	-.21	.35	-.17
OP	604061	B	22827	.79	.16	.79	.02	.03	.00	.00	.50	-.40	.50	-.17	-.20
OP	604064	A	22827	.74	.74	.13	.09	.04	.00	.00	.47	.47	-.29	-.21	-.23

Nebraska State Accountability 2014 Technical Report

Grade 4 Mathematics

GENERAL			COUNTS	PROPORTIONS							CORRELATIONS				
Type	Item ID	Key	N	P-Value	A	B	C	D	-	*	Total	A	B	C	D
OP	604077	B	22827	.58	.16	.58	.19	.07	.00	.00	.36	-.26	.36	-.10	-.17
OP	604080	A	22827	.80	.80	.14	.04	.02	.00	.00	.33	.33	-.19	-.19	-.20
OP	604082	C	22827	.86	.03	.07	.86	.04	.00	.00	.37	-.25	-.19	.37	-.17
OP	604091	C	22827	.75	.11	.09	.75	.05	.00	.00	.39	-.17	-.23	.39	-.23
OP	604106	A	22827	.79	.79	.16	.02	.04	.00	.00	.45	.45	-.33	-.13	-.25
OP	604128	D	22827	.61	.09	.04	.26	.61	.00	.00	.44	-.42	-.23	-.12	.44
OP	604143	D	22827	.62	.02	.23	.13	.62	.00	.00	.38	-.17	-.34	-.05	.38
OP	604148	D	22827	.75	.09	.04	.11	.75	.00	.00	.50	-.42	-.23	-.15	.50
OP	634173	B	22827	.74	.04	.74	.15	.07	.00	.00	.51	-.08	.51	-.39	-.27
OP	634176	C	22827	.65	.16	.05	.65	.15	.00	.00	.50	-.38	-.14	.50	-.20
OP	634187	D	22827	.66	.18	.07	.09	.66	.00	.00	.57	-.49	-.18	-.12	.57
OP	634196	C	22827	.68	.17	.08	.68	.06	.00	.00	.52	-.40	-.20	.52	-.15
OP	634200	D	22827	.60	.12	.09	.18	.60	.00	.00	.38	-.19	-.17	-.19	.38
OP	634201	C	22827	.86	.07	.03	.86	.04	.00	.00	.46	-.29	-.21	.46	-.24
OP	634206	B	22827	.79	.01	.79	.01	.18	.00	.00	.42	-.16	.42	-.16	-.35
OP	634209	D	22827	.84	.12	.01	.03	.84	.00	.00	.39	-.30	-.15	-.17	.39
OP	634211	B	22827	.84	.07	.84	.06	.02	.00	.00	.31	-.20	.31	-.14	-.18
OP	646582	D	22827	.79	.04	.03	.14	.79	.00	.00	.40	-.15	-.19	-.29	.40
OP	646586	A	22827	.60	.60	.07	.24	.10	.00	.00	.42	.42	-.15	-.17	-.33
OP	646594	D	22827	.69	.14	.13	.04	.69	.00	.00	.35	-.29	-.13	-.10	.35
OP	646603	C	22827	.52	.08	.11	.52	.28	.00	.00	.40	-.12	-.19	.40	-.24
OP	646604	A	22827	.71	.71	.09	.07	.13	.00	.00	.42	.42	-.22	-.18	-.23
OP	646798	B	22827	.61	.36	.61	.02	.01	.00	.00	.42	-.36	.42	-.14	-.11
OP	659906	C	22827	.71	.09	.12	.71	.07	.00	.00	.43	-.19	-.23	.43	-.24
OP	659911	B	22827	.85	.06	.85	.04	.05	.00	.00	.41	-.20	.41	-.23	-.24
OP	659919	B	22827	.78	.08	.78	.03	.11	.00	.00	.48	-.26	.48	-.12	-.34
OP	659924	D	22827	.68	.09	.13	.10	.68	.00	.00	.45	-.16	-.28	-.22	.45
OP	659927	B	22827	.73	.04	.73	.03	.20	.00	.00	.52	-.13	.52	-.14	-.45
OP	659932	B	22827	.63	.14	.63	.20	.03	.00	.00	.43	-.29	.43	-.20	-.15
OP	659935	D	22827	.71	.10	.08	.11	.71	.00	.00	.46	-.34	-.23	-.13	.46
OP	659939	B	22827	.63	.16	.63	.09	.12	.00	.00	.39	-.14	.39	-.25	-.20
OP	659941	C	22827	.57	.30	.04	.57	.09	.00	.00	.38	-.23	-.23	.38	-.13
OP	659943	A	22827	.82	.82	.08	.05	.05	.00	.00	.38	.38	-.24	-.17	-.21
OP	659945	D	22827	.51	.24	.14	.11	.51	.00	.00	.43	-.24	-.24	-.09	.43
OP	659946	D	22827	.74	.04	.07	.15	.74	.00	.00	.37	-.22	-.17	-.22	.37
OP	659947	B	22827	.68	.15	.68	.11	.06	.00	.00	.40	-.18	.40	-.22	-.22
OP	659953	D	22827	.53	.06	.03	.38	.53	.00	.00	.35	-.24	-.19	-.17	.35
OP	659955	B	22827	.73	.17	.73	.09	.01	.00	.00	.29	-.15	.29	-.19	-.17
OP	659961	A	22827	.54	.54	.09	.33	.04	.00	.00	.41	.41	-.38	-.16	-.12
OP	659967	D	22827	.71	.06	.14	.09	.71	.00	.00	.40	-.26	-.13	-.25	.40

Nebraska State Accountability 2014 Technical Report

Grade 4 Mathematics

GENERAL			COUNTS	PROPORTIONS							CORRELATIONS				
Type	Item ID	Key	N	P-Value	A	B	C	D	-	*	Total	A	B	C	D
OP	659971	C	22827	.64	.20	.08	.64	.08	.00	.00	.57	-.41	-.21	.57	-.21
OP	659972	C	22827	.77	.12	.09	.77	.02	.00	.00	.44	-.33	-.21	.44	-.10
OP	659976	B	22827	.66	.12	.66	.11	.11	.00	.00	.36	-.18	.36	-.17	-.18
OP	659977	B	22827	.77	.03	.77	.13	.08	.00	.00	.41	-.21	.41	-.30	-.14
OP	659983	C	22827	.57	.16	.02	.57	.25	.00	.00	.35	-.28	-.18	.35	-.10
FT	689802	B	4385	.80	.06	.80	.06	.08	.00	.00	.42	-.13	.42	-.19	-.34
FT	689803	C	3952	.39	.03	.03	.39	.56	.00	.00	.40	-.10	-.14	.40	-.31
FT	689804	A	3951	.79	.79	.07	.10	.04	.00	.00	.45	.45	-.25	-.28	-.19
FT	689807	D	6025	.72	.08	.06	.14	.72	.00	.00	.59	-.39	-.27	-.26	.59
FT	689809	A	5644	.44	.44	.16	.11	.29	.00	.00	.38	.38	-.05	-.25	-.20
FT	689811	C	4225	.79	.06	.08	.79	.07	.00	.00	.40	-.29	-.27	.40	-.09
FT	689812	D	3746	.80	.08	.04	.08	.80	.00	.00	.44	-.31	-.20	-.19	.44
FT	689814	C	4090	.46	.04	.19	.46	.32	.00	.00	.46	-.16	-.31	.46	-.16
FT	689815	C	4664	.62	.17	.17	.62	.04	.00	.00	.43	-.38	-.15	.43	-.05
FT	689816	C	4005	.58	.02	.11	.58	.28	.00	.00	.33	-.11	-.05	.33	-.29
FT	689818	D	3828	.88	.06	.03	.03	.88	.00	.00	.45	-.32	-.15	-.25	.45
FT	689819	C	4437	.88	.05	.07	.88	.01	.00	.00	.42	-.33	-.22	.42	-.14
FT	689820	A	4377	.78	.78	.04	.16	.02	.00	.00	.50	.50	-.15	-.41	-.19
FT	689821	B	3846	.52	.10	.52	.36	.02	.00	.00	.43	-.05	.43	-.39	-.10
FT	689822	D	6050	.73	.14	.03	.10	.73	.00	.00	.47	-.29	-.20	-.24	.47
FT	689823	C	6039	.79	.07	.10	.79	.04	.00	.00	.42	-.26	-.22	.42	-.20
FT	689824	D	6060	.83	.09	.04	.03	.83	.00	.00	.37	-.21	-.25	-.16	.37
FT	689825	A	3726	.53	.53	.34	.09	.03	.00	.00	.51	.51	-.36	-.20	-.17
FT	689826	B	3785	.46	.26	.46	.10	.18	.00	.00	.45	-.35	.45	-.11	-.10
FT	689827	C	6025	.47	.16	.32	.47	.05	.00	.00	.59	-.32	-.34	.59	-.10
FT	689828	D	4463	.36	.13	.08	.44	.36	.00	.00	.32	-.14	-.10	-.16	.32
FT	689829	A	4896	.71	.71	.14	.08	.06	.00	.00	.38	.38	-.20	-.16	-.23
FT	689830	D	4189	.80	.01	.18	.01	.80	.00	.00	.33	-.16	-.26	-.13	.33
FT	689831	D	4548	.78	.02	.18	.01	.78	.00	.00	.31	-.21	-.21	-.14	.31
FT	689832	D	3744	.43	.04	.00	.52	.43	.00	.00	.30	-.19	-.04	-.21	.30
FT	689833	D	5639	.90	.05	.01	.04	.90	.00	.00	.32	-.24	-.11	-.18	.32
FT	689834	C	5992	.66	.07	.08	.66	.19	.00	.00	.34	-.23	-.21	.34	-.11
FT	689835	D	4303	.68	.02	.12	.18	.68	.00	.00	.31	-.12	-.20	-.16	.31
FT	689836	B	4401	.49	.10	.49	.24	.17	.00	.00	.40	-.14	.40	-.17	-.22
FT	689837	D	4620	.73	.21	.03	.04	.73	.00	.00	.39	-.29	-.20	-.11	.39
FT	689838	C	3726	.76	.03	.09	.76	.11	.00	.00	.40	-.24	-.21	.40	-.20
FT	689840	A	4476	.76	.76	.13	.06	.05	.00	.00	.35	.35	-.12	-.23	-.25
FT	689841	B	3999	.68	.16	.68	.07	.10	.00	.00	.25	-.05	.25	-.21	-.15
FT	689842	D	4371	.66	.09	.17	.08	.66	.00	.00	.43	-.41	-.11	-.17	.43
FT	689843	B	4260	.68	.09	.68	.10	.14	.00	.00	.45	-.23	.45	-.35	-.12

Grade 4 Mathematics

GENERAL			COUNTS	PROPORTIONS							CORRELATIONS				
Type	Item ID	Key	N	P-Value	A	B	C	D	-	*	Total	A	B	C	D
FT	689844	B	4449	.62	.04	.62	.10	.24	.00	.00	.51	-.17	.51	-.19	-.37
FT	689845	A	4336	.79	.79	.05	.03	.12	.00	.00	.41	.41	-.15	-.15	-.33
FT	689848	C	4244	.38	.15	.08	.38	.39	.00	.00	.18	-.13	-.19	.18	.03
FT	689849	C	4168	.78	.08	.03	.78	.11	.00	.00	.34	-.22	-.18	.34	-.15
FT	689850	A	4512	.82	.82	.01	.01	.17	.00	.00	.42	.42	-.12	-.16	-.37
FT	689852	A	4470	.79	.79	.07	.04	.10	.00	.00	.31	.31	-.21	-.22	-.10
FT	689854	D	3885	.75	.06	.10	.09	.75	.00	.00	.38	-.22	-.19	-.20	.38
FT	689855	B	4099	.94	.01	.94	.03	.03	.00	.00	.23	-.15	.23	-.14	-.12
FT	689856	C	4318	.45	.12	.25	.45	.17	.00	.00	.29	-.16	-.12	.29	-.10
FT	689857	C	6050	.52	.35	.11	.52	.03	.00	.00	.50	-.41	-.10	.50	-.14
FT	689858	B	4202	.85	.05	.85	.04	.05	.00	.00	.34	-.20	.34	-.17	-.18
FT	689859	A	4516	.94	.94	.02	.02	.03	.00	.00	.20	.20	-.10	-.10	-.14
FT	689860	C	4223	.94	.03	.02	.94	.01	.00	.00	.22	-.11	-.15	.22	-.11
FT	689861	C	4446	.89	.02	.05	.89	.04	.00	.00	.30	-.22	-.21	.30	-.11
FT	692376	D	5850	.59	.15	.12	.14	.59	.00	.00	.34	-.20	-.15	-.14	.34

Grade 5

Grade 5 Mathematics

GENERAL			COUNTS	PROPORTIONS							CORRELATIONS				
Type	Item ID	Key	N	P-Value	A	B	C	D	-	*	Total	A	B	C	D
OP	603407	C	22348	.74	.13	.08	.74	.04	.00	.00	.37	-.19	-.16	.37	-.28
OP	603429	D	22348	.82	.04	.02	.12	.82	.00	.00	.47	-.20	-.15	-.37	.47
OP	603432	B	22348	.58	.30	.58	.09	.04	.00	.00	.42	-.27	.42	-.20	-.13
OP	603459	D	22348	.59	.24	.14	.04	.59	.00	.00	.39	-.28	-.08	-.24	.39
OP	603491	D	22348	.76	.12	.04	.08	.76	.00	.00	.51	-.37	-.18	-.23	.51
OP	603495	A	22348	.59	.59	.22	.12	.07	.00	.00	.37	.37	-.20	-.18	-.14
OP	603500	A	22348	.68	.68	.09	.16	.07	.00	.00	.42	.42	-.30	-.16	-.20
OP	603520	C	22348	.79	.03	.13	.79	.05	.00	.00	.39	-.20	-.29	.39	-.13
OP	603529	B	22348	.68	.07	.68	.06	.19	.00	.00	.38	-.29	.38	-.24	-.12
OP	603534	B	22348	.53	.23	.53	.08	.17	.00	.00	.44	-.29	.44	-.30	-.04
OP	603546	A	22348	.75	.75	.12	.01	.12	.00	.00	.38	.38	-.28	-.16	-.17
OP	603610	B	22348	.89	.09	.89	.00	.01	.00	.00	.39	-.30	.39	-.11	-.22
OP	603616	C	22348	.58	.16	.16	.58	.11	.00	.00	.46	-.27	-.20	.46	-.18
OP	603666	B	22348	.85	.03	.85	.05	.07	.00	.00	.41	-.17	.41	-.26	-.24
OP	603678	B	22348	.71	.05	.71	.20	.04	.00	.00	.43	-.23	.43	-.31	-.11
OP	603679	C	22348	.72	.09	.18	.72	.01	.00	.00	.59	-.27	-.46	.59	-.12
OP	603687	A	22348	.87	.87	.05	.03	.04	.00	.00	.46	.46	-.18	-.26	-.32
OP	603689	C	22348	.71	.11	.03	.71	.15	.00	.00	.43	-.40	-.22	.43	-.09

Nebraska State Accountability 2014 Technical Report

Grade 5 Mathematics

GENERAL			COUNTS	PROPORTIONS							CORRELATIONS				
Type	Item ID	Key	N	P-Value	A	B	C	D	-	*	Total	A	B	C	D
OP	634224	B	22348	.49	.33	.49	.08	.09	.00	.00	.40	-.17	.40	-.25	-.16
OP	634227	A	22348	.74	.74	.03	.07	.16	.00	.00	.33	.33	-.15	-.03	-.31
OP	634233	C	22348	.62	.04	.32	.62	.02	.00	.00	.55	-.12	-.48	.55	-.12
OP	634234	D	22348	.66	.09	.20	.06	.66	.00	.00	.52	-.27	-.28	-.27	.52
OP	634249	B	22348	.83	.08	.83	.04	.05	.00	.00	.43	-.32	.43	-.24	-.13
OP	634256	C	22348	.76	.10	.05	.76	.08	.00	.00	.37	-.20	-.15	.37	-.22
OP	634266	A	22348	.73	.73	.06	.16	.05	.00	.00	.39	.39	-.24	-.20	-.18
OP	634267	A	22348	.59	.59	.07	.08	.26	.00	.00	.31	.31	-.18	-.21	-.11
OP	646616	D	22348	.70	.09	.14	.07	.70	.00	.00	.54	-.29	-.30	-.23	.54
OP	646632	A	22348	.80	.80	.06	.03	.11	.00	.00	.43	.43	-.26	-.25	-.21
OP	646635	A	22348	.75	.75	.11	.08	.06	.00	.00	.44	.44	-.38	-.13	-.15
OP	646648	B	22348	.76	.11	.76	.04	.09	.00	.00	.48	-.38	.48	-.21	-.16
OP	646655	A	22348	.48	.48	.08	.38	.05	.00	.00	.38	.38	-.18	-.18	-.22
OP	646666	D	22348	.67	.15	.06	.12	.67	.00	.00	.42	-.28	-.18	-.16	.42
OP	646667	B	22348	.56	.20	.56	.08	.15	.00	.00	.55	-.31	.55	-.22	-.25
OP	659988	D	22348	.80	.07	.05	.08	.80	.00	.00	.25	-.16	-.12	-.12	.25
OP	659989	D	22348	.76	.05	.08	.10	.76	.00	.00	.42	-.16	-.24	-.25	.42
OP	659991	B	22348	.70	.13	.70	.11	.06	.00	.00	.38	-.20	.38	-.22	-.16
OP	659992	C	22348	.34	.17	.12	.34	.38	.00	.00	.38	-.01	-.03	.38	-.34
OP	659995	D	22348	.60	.06	.30	.04	.60	.00	.00	.39	-.17	-.28	-.10	.39
OP	659999	B	22348	.59	.16	.59	.21	.04	.00	.00	.30	-.09	.30	-.19	-.20
OP	660002	C	22348	.69	.16	.11	.69	.04	.00	.00	.45	-.30	-.23	.45	-.13
OP	660008	A	22348	.72	.72	.08	.15	.04	.00	.00	.38	.38	-.21	-.22	-.17
OP	660010	A	22348	.40	.40	.22	.04	.34	.00	.00	.26	.26	-.15	-.17	-.07
OP	660013	A	22348	.73	.73	.01	.10	.15	.00	.00	.39	.39	-.14	-.07	-.38
OP	660014	C	22348	.40	.28	.19	.40	.13	.00	.00	.43	-.19	-.22	.43	-.12
OP	660016	B	22348	.68	.06	.68	.17	.09	.00	.00	.46	-.16	.46	-.25	-.29
OP	660018	C	22348	.55	.10	.10	.55	.25	.00	.00	.29	-.22	-.23	.29	-.02
OP	660019	C	22348	.65	.15	.14	.65	.06	.00	.00	.37	-.23	-.19	.37	-.12
OP	660022	A	22348	.65	.65	.23	.07	.05	.00	.00	.42	.42	-.21	-.24	-.22
OP	660025	B	22348	.81	.05	.81	.06	.08	.00	.00	.33	-.19	.33	-.23	-.12
OP	660026	C	22348	.75	.08	.05	.75	.12	.00	.00	.52	-.28	-.21	.52	-.32
OP	660030	D	22348	.85	.06	.06	.04	.85	.00	.00	.27	-.17	-.15	-.11	.27
OP	660032	D	22348	.79	.05	.04	.12	.79	.00	.00	.41	-.21	-.22	-.23	.41
OP	660036	B	22348	.76	.12	.76	.06	.05	.00	.00	.36	-.21	.36	-.22	-.14
OP	660038	A	22348	.53	.53	.43	.02	.02	.00	.00	.22	.22	-.12	-.19	-.17
OP	660039	B	22348	.86	.08	.86	.04	.03	.00	.00	.36	-.22	.36	-.19	-.20
FT	689864	A	4770	.49	.49	.26	.15	.10	.00	.00	.36	.36	-.07	-.27	-.18
FT	689865	C	4174	.53	.25	.15	.53	.07	.00	.00	.34	-.17	-.19	.34	-.10
FT	689866	D	4174	.61	.08	.05	.26	.61	.00	.00	.46	-.13	-.18	-.34	.46

Nebraska State Accountability 2014 Technical Report

Grade 5 Mathematics

GENERAL			COUNTS	PROPORTIONS							CORRELATIONS				
Type	Item ID	Key	N	P-Value	A	B	C	D	-	*	Total	A	B	C	D
FT	689867	D	4284	.88	.02	.02	.08	.88	.00	.00	.51	-.21	-.17	-.41	.51
FT	689868	C	4302	.85	.04	.08	.85	.02	.00	.00	.27	-.12	-.20	.27	-.11
FT	689869	C	4293	.87	.04	.04	.87	.05	.00	.00	.38	-.27	-.22	.38	-.15
FT	689870	B	4254	.25	.16	.25	.42	.17	.00	.00	.13	-.17	.13	.10	-.12
FT	689873	D	4346	.77	.08	.08	.06	.77	.00	.00	.45	-.24	-.27	-.20	.45
FT	689874	A	5950	.72	.72	.16	.08	.04	.00	.00	.38	.38	-.26	-.11	-.21
FT	689875	B	3844	.85	.11	.85	.01	.03	.00	.00	.30	-.22	.30	-.13	-.14
FT	689876	B	4259	.70	.21	.70	.06	.03	.00	.00	.38	-.28	.38	-.14	-.15
FT	689877	B	3780	.37	.33	.37	.14	.16	.00	.00	.31	-.12	.31	-.22	-.06
FT	689878	C	4441	.91	.02	.03	.91	.04	.00	.00	.37	-.17	-.16	.37	-.28
FT	689879	A	4552	.50	.50	.36	.08	.06	.00	.00	.43	.43	-.29	-.17	-.12
FT	689880	B	4343	.55	.32	.55	.04	.09	.00	.00	.51	-.42	.51	-.12	-.12
FT	689881	D	4130	.40	.35	.09	.15	.40	.00	.00	.44	-.33	-.19	.00	.44
FT	689883	D	3921	.85	.05	.04	.06	.85	.00	.00	.45	-.26	-.24	-.24	.45
FT	689884	D	5196	.64	.08	.17	.11	.64	.00	.00	.52	-.20	-.29	-.26	.52
FT	689885	C	4239	.46	.49	.02	.46	.02	.00	.00	.55	-.50	-.11	.55	-.04
FT	689887	B	4389	.63	.18	.63	.09	.10	.00	.00	.37	-.25	.37	-.15	-.13
FT	689888	D	4429	.79	.04	.08	.09	.79	.00	.00	.43	-.21	-.24	-.24	.43
FT	689889	D	4199	.57	.04	.03	.36	.57	.00	.00	.48	-.26	-.15	-.34	.48
FT	689890	B	3743	.84	.07	.84	.05	.04	.00	.00	.48	-.24	.48	-.26	-.29
FT	689891	B	4095	.60	.29	.60	.05	.06	.00	.00	.56	-.43	.56	-.19	-.16
FT	689893	D	5395	.52	.29	.07	.11	.52	.00	.00	.49	-.37	-.15	-.10	.49
FT	689895	A	3769	.79	.79	.12	.09	.01	.00	.00	.33	.33	-.23	-.15	-.16
FT	689896	A	4238	.83	.83	.03	.07	.07	.00	.00	.34	.34	-.16	-.26	-.14
FT	689897	D	5427	.48	.16	.17	.19	.48	.00	.00	.33	-.23	-.11	-.10	.33
FT	689898	A	4357	.90	.90	.04	.02	.04	.00	.00	.28	.28	-.15	-.16	-.16
FT	689899	B	3874	.58	.12	.58	.10	.20	.00	.00	.49	-.17	.49	-.21	-.31
FT	689900	C	4593	.55	.17	.26	.55	.02	.00	.00	.42	-.25	-.27	.42	-.01
FT	689903	C	4360	.71	.12	.10	.71	.06	.00	.00	.49	-.30	-.29	.49	-.16
FT	689909	A	4038	.89	.89	.00	.10	.01	.00	.00	.25	.25	-.12	-.21	-.10
FT	689910	A	5368	.67	.67	.19	.11	.02	.00	.00	.33	.33	-.09	-.28	-.20
FT	689911	B	3868	.38	.21	.38	.24	.16	.00	.00	.45	-.30	.45	-.22	.00
FT	689912	A	5631	.64	.64	.11	.10	.15	.00	.00	.50	.50	-.26	-.24	-.24
FT	689913	C	5819	.57	.04	.29	.57	.10	.00	.00	.45	-.20	-.23	.45	-.27
FT	689915	B	4106	.84	.07	.84	.07	.01	.00	.00	.44	-.31	.44	-.24	-.15
FT	689917	D	4069	.73	.08	.05	.14	.73	.00	.00	.22	-.05	-.20	-.11	.22
FT	689918	B	5716	.61	.08	.61	.16	.15	.00	.00	.48	-.22	.48	-.26	-.23
FT	689919	D	4183	.96	.01	.02	.01	.96	.00	.00	.26	-.18	-.13	-.13	.26
FT	689921	A	4331	.73	.73	.09	.07	.11	.00	.00	.39	.39	-.18	-.23	-.20
FT	689924	B	4246	.48	.15	.48	.14	.23	.00	.00	.28	-.25	.28	-.22	.06

Grade 5 Mathematics

GENERAL			COUNTS	PROPORTIONS							CORRELATIONS				
Type	Item ID	Key	N	P-Value	A	B	C	D	-	*	Total	A	B	C	D
FT	689925	D	3664	.78	.05	.04	.13	.78	.00	.00	.44	-.25	-.20	-.26	.44
FT	689926	C	4324	.49	.19	.24	.49	.07	.00	.00	.48	-.34	-.21	.48	-.07
FT	689929	B	4138	.47	.09	.47	.39	.05	.00	.00	.24	-.17	.24	-.02	-.28
FT	689930	D	4468	.91	.03	.04	.02	.91	.00	.00	.38	-.26	-.20	-.19	.38
FT	689931	C	5716	.62	.14	.12	.62	.11	.00	.00	.34	-.21	-.15	.34	-.12
FT	689932	B	5488	.63	.29	.63	.04	.04	.00	.00	.26	-.05	.26	-.23	-.28
FT	689933	C	4157	.67	.11	.02	.67	.20	.00	.00	.22	-.28	-.16	.22	.02

Grade 6

Grade 6 Mathematics

GENERAL			COUNTS	PROPORTIONS							CORRELATIONS				
Type	Item ID	Key	N	P-Value	A	B	C	D	-	*	Total	A	B	C	D
OP	603180	B	22155	.62	.09	.62	.13	.15	.00	.00	.41	-.16	.41	-.26	-.16
OP	603183	B	22155	.77	.10	.77	.09	.04	.00	.00	.37	-.17	.37	-.27	-.13
OP	603237	D	22155	.62	.23	.09	.06	.62	.00	.00	.55	-.38	-.26	-.13	.55
OP	603247	A	22155	.80	.80	.04	.06	.10	.00	.00	.54	.54	-.21	-.26	-.38
OP	603264	B	22155	.61	.12	.61	.10	.17	.00	.00	.49	-.18	.49	-.23	-.30
OP	603283	D	22155	.55	.13	.12	.21	.55	.00	.00	.47	-.36	-.17	-.14	.47
OP	603285	C	22155	.74	.13	.04	.74	.09	.00	.00	.41	-.22	-.25	.41	-.19
OP	603315	D	22155	.71	.15	.09	.05	.71	.00	.00	.38	-.17	-.26	-.17	.38
OP	603320	B	22155	.69	.14	.69	.10	.07	.00	.00	.53	-.36	.53	-.28	-.14
OP	603328	B	22155	.84	.08	.84	.03	.05	.00	.00	.38	-.26	.38	-.18	-.16
OP	603349	A	22155	.64	.64	.02	.04	.30	.00	.00	.37	.37	-.17	-.17	-.26
OP	603366	D	22155	.60	.05	.30	.05	.60	.00	.00	.36	-.16	-.20	-.20	.36
OP	603715	B	22155	.76	.12	.76	.04	.07	.00	.00	.46	-.29	.46	-.24	-.19
OP	634384	C	22155	.68	.21	.09	.68	.02	.00	.00	.58	-.39	-.30	.58	-.19
OP	634401	C	22155	.70	.11	.02	.70	.16	.00	.00	.42	-.36	-.17	.42	-.14
OP	634430	B	22155	.86	.11	.86	.01	.01	.00	.00	.21	-.12	.21	-.17	-.14
OP	646672	A	22155	.86	.86	.04	.09	.02	.00	.00	.45	.45	-.29	-.28	-.16
OP	646674	D	22155	.77	.10	.04	.08	.77	.00	.00	.51	-.41	-.23	-.15	.51
OP	646680	A	22155	.63	.63	.16	.13	.08	.00	.00	.50	.50	-.32	-.27	-.11
OP	646699	B	22155	.72	.12	.72	.11	.04	.00	.00	.52	-.38	.52	-.26	-.13
OP	646706	B	22155	.71	.22	.71	.05	.03	.00	.00	.33	-.16	.33	-.25	-.18
OP	646707	B	22155	.51	.09	.51	.38	.01	.00	.00	.33	-.30	.33	-.12	-.14
OP	646724	B	22155	.74	.18	.74	.03	.04	.00	.00	.45	-.35	.45	-.07	-.25
OP	646729	D	22155	.65	.05	.24	.05	.65	.00	.00	.26	-.15	-.08	-.23	.26
OP	660042	A	22155	.82	.82	.04	.04	.10	.00	.00	.44	.44	-.22	-.25	-.25
OP	660046	D	22155	.82	.13	.02	.03	.82	.00	.00	.55	-.44	-.19	-.22	.55

Nebraska State Accountability 2014 Technical Report

Grade 6 Mathematics

GENERAL			COUNTS	PROPORTIONS							CORRELATIONS				
Type	Item ID	Key	N	P-Value	A	B	C	D	-	*	Total	A	B	C	D
OP	660049	B	22155	.73	.05	.73	.16	.06	.00	.00	.43	-.18	.43	-.28	-.20
OP	660050	C	22155	.56	.09	.09	.56	.26	.00	.00	.48	-.25	-.25	.48	-.22
OP	660051	C	22155	.76	.06	.13	.76	.06	.00	.00	.42	-.17	-.27	.42	-.21
OP	660052	D	22155	.59	.25	.07	.09	.59	.00	.00	.38	-.15	-.24	-.21	.38
OP	660053	C	22155	.62	.06	.17	.62	.15	.00	.00	.41	-.15	-.33	.41	-.10
OP	660055	D	22155	.82	.04	.05	.09	.82	.00	.00	.40	-.19	-.21	-.24	.40
OP	660058	B	22155	.81	.10	.81	.07	.02	.00	.00	.41	-.19	.41	-.30	-.19
OP	660061	A	22155	.80	.80	.03	.04	.13	.00	.00	.52	.52	-.25	-.28	-.32
OP	660069	C	22155	.81	.13	.03	.81	.02	.00	.00	.35	-.29	-.07	.35	-.19
OP	660073	C	22155	.84	.01	.02	.84	.14	.00	.00	.26	-.13	-.17	.26	-.18
OP	660076	D	22155	.61	.10	.20	.09	.61	.00	.00	.55	-.20	-.39	-.17	.55
OP	660080	D	22155	.60	.30	.06	.04	.60	.00	.00	.56	-.44	-.17	-.17	.56
OP	660081	C	22155	.64	.06	.06	.64	.23	.00	.00	.42	-.25	-.23	.42	-.21
OP	660082	A	22155	.47	.47	.11	.09	.32	.00	.00	.36	.36	-.10	-.23	-.17
OP	660086	A	22155	.62	.62	.09	.14	.15	.00	.00	.50	.50	-.15	-.27	-.29
OP	660092	B	22155	.45	.11	.45	.10	.33	.00	.00	.31	-.31	.31	-.19	.00
OP	660093	D	22155	.78	.03	.11	.08	.78	.00	.00	.48	-.20	-.33	-.23	.48
OP	660094	A	22155	.70	.70	.07	.14	.09	.00	.00	.38	.38	-.24	-.15	-.21
OP	660095	B	22155	.70	.04	.70	.07	.19	.00	.00	.29	-.17	.29	-.15	-.15
OP	660096	C	22155	.59	.19	.15	.59	.07	.00	.00	.55	-.33	-.17	.55	-.31
OP	660097	B	22155	.78	.07	.78	.07	.08	.00	.00	.42	-.22	.42	-.25	-.19
OP	660098	D	22155	.61	.23	.07	.09	.61	.00	.00	.47	-.23	-.29	-.20	.47
OP	660099	D	22155	.40	.19	.25	.16	.40	.00	.00	.34	-.20	-.09	-.13	.34
OP	660102	C	22155	.81	.04	.05	.81	.10	.00	.00	.51	-.22	-.29	.51	-.30
OP	660105	D	22155	.66	.18	.07	.08	.66	.00	.00	.44	-.25	-.20	-.21	.44
OP	660108	D	22155	.70	.03	.05	.21	.70	.00	.00	.51	-.21	-.17	-.38	.51
OP	660109	B	22155	.64	.13	.64	.15	.08	.00	.00	.38	-.19	.38	-.18	-.20
OP	660110	C	22155	.57	.06	.28	.57	.10	.00	.00	.28	-.15	-.22	.28	-.02
OP	660113	A	22155	.38	.38	.13	.19	.30	.00	.00	.33	.33	-.15	-.21	-.06
OP	660114	A	22155	.61	.61	.10	.22	.07	.00	.00	.43	.43	-.16	-.26	-.20
OP	660116	D	22155	.66	.14	.09	.12	.66	.00	.00	.42	-.18	-.24	-.21	.42
OP	660123	B	22155	.74	.13	.74	.10	.03	.00	.00	.31	-.18	.31	-.15	-.16
FT	689934	D	3694	.78	.02	.12	.09	.78	.00	.00	.48	-.23	-.34	-.21	.48
FT	689935	B	3914	.80	.10	.80	.05	.06	.00	.00	.49	-.32	.49	-.18	-.27
FT	689936	C	5177	.34	.39	.14	.34	.13	.00	.00	.24	.03	-.25	.24	-.11
FT	689937	D	5650	.57	.15	.10	.18	.57	.00	.00	.49	-.16	-.24	-.28	.49
FT	689938	B	4159	.72	.10	.72	.06	.12	.00	.00	.34	-.20	.34	-.21	-.12
FT	689940	A	5364	.73	.73	.14	.06	.06	.00	.00	.38	.38	-.21	-.18	-.20
FT	689941	C	4126	.48	.20	.30	.48	.02	.00	.00	.34	-.29	-.09	.34	-.12
FT	689942	D	3741	.82	.02	.05	.12	.82	.00	.00	.41	-.19	-.25	-.25	.41

Nebraska State Accountability 2014 Technical Report

Grade 6 Mathematics

GENERAL			COUNTS	PROPORTIONS							CORRELATIONS				
Type	Item ID	Key	N	P-Value	A	B	C	D	-	*	Total	A	B	C	D
FT	689944	C	4346	.78	.06	.03	.78	.13	.00	.00	.45	-.24	-.18	.45	-.29
FT	689946	A	5392	.48	.48	.31	.10	.11	.00	.00	.21	.21	-.07	-.09	-.14
FT	689947	D	4168	.90	.01	.03	.06	.90	.00	.00	.42	-.12	-.27	-.30	.42
FT	689948	D	4337	.89	.04	.03	.04	.89	.00	.00	.38	-.20	-.23	-.21	.38
FT	689949	C	4384	.74	.02	.11	.74	.12	.00	.00	.44	-.19	-.12	.44	-.39
FT	689950	B	3655	.96	.02	.96	.01	.01	.00	.00	.25	-.22	.25	-.10	-.08
FT	689951	A	5696	.77	.77	.06	.05	.12	.00	.00	.54	.54	-.22	-.25	-.36
FT	689953	B	3835	.62	.06	.62	.04	.28	.00	.00	.43	-.14	.43	-.19	-.31
FT	689954	C	5266	.79	.12	.04	.79	.05	.00	.00	.46	-.27	-.25	.46	-.20
FT	689955	D	3675	.64	.12	.11	.12	.64	.00	.00	.43	-.25	-.19	-.20	.43
FT	689956	A	4257	.54	.54	.13	.12	.21	.00	.00	.55	.55	-.13	-.14	-.45
FT	689957	D	3816	.64	.06	.12	.18	.64	.00	.00	.39	-.14	-.28	-.18	.39
FT	689958	B	4507	.59	.25	.59	.14	.02	.00	.00	.40	-.15	.40	-.32	-.15
FT	689959	A	5413	.23	.23	.26	.17	.34	.00	.00	.17	.17	.17	-.06	-.25
FT	689960	D	4418	.48	.10	.29	.13	.48	.00	.00	.51	-.20	-.33	-.13	.51
FT	689961	B	4009	.66	.11	.66	.03	.20	.00	.00	.49	-.26	.49	-.10	-.33
FT	689962	C	4337	.79	.15	.02	.79	.04	.00	.00	.45	-.30	-.24	.45	-.22
FT	689963	A	4184	.74	.74	.20	.04	.02	.00	.00	.42	.42	-.31	-.20	-.14
FT	689964	B	4209	.64	.30	.64	.04	.03	.00	.00	.30	-.16	.30	-.23	-.17
FT	689967	C	4377	.48	.19	.17	.48	.16	.00	.00	.24	-.20	-.11	.24	.00
FT	689968	C	4436	.64	.16	.15	.64	.05	.00	.00	.31	-.19	-.13	.31	-.16
FT	689970	C	4394	.85	.05	.07	.85	.03	.00	.00	.32	-.27	-.14	.32	-.12
FT	689971	D	4533	.73	.20	.04	.03	.73	.00	.00	.47	-.29	-.23	-.26	.47
FT	689972	B	4452	.84	.04	.84	.10	.03	.00	.00	.39	-.14	.39	-.30	-.17
FT	689973	B	3766	.72	.11	.72	.12	.05	.00	.00	.54	-.30	.54	-.34	-.16
FT	689974	C	3709	.66	.05	.17	.66	.12	.00	.00	.52	-.29	-.23	.52	-.30
FT	689975	A	4069	.65	.65	.05	.05	.25	.00	.00	.34	.34	-.23	-.25	-.14
FT	689976	A	4042	.51	.51	.10	.32	.08	.00	.00	.29	.29	-.08	-.14	-.19
FT	689977	B	4345	.71	.09	.71	.08	.12	.00	.00	.34	-.19	.34	-.24	-.10
FT	689979	D	4339	.94	.01	.03	.02	.94	.00	.00	.33	-.17	-.21	-.18	.33
FT	689980	B	3839	.73	.15	.73	.05	.07	.00	.00	.30	-.19	.30	-.11	-.15
FT	689981	C	4696	.78	.10	.05	.78	.07	.00	.00	.44	-.30	-.06	.44	-.30
FT	689982	B	4678	.61	.24	.61	.10	.05	.00	.00	.48	-.28	.48	-.30	-.11
FT	689983	A	4124	.85	.85	.11	.02	.02	.00	.00	.22	.22	-.15	-.11	-.13
FT	689984	D	4227	.47	.31	.09	.13	.47	.00	.00	.54	-.33	-.37	-.04	.54
FT	689985	C	5330	.56	.09	.29	.56	.05	.00	.00	.35	-.18	-.14	.35	-.25
FT	689987	C	5383	.49	.13	.24	.49	.13	.00	.00	.49	-.24	-.32	.49	-.07
FT	689988	C	5866	.63	.13	.16	.63	.09	.00	.00	.45	-.17	-.24	.45	-.23
FT	689990	C	4536	.70	.11	.16	.70	.03	.00	.00	.42	-.22	-.27	.42	-.15
FT	689991	C	4163	.71	.09	.02	.71	.18	.00	.00	.42	-.17	-.14	.42	-.33

Grade 6 Mathematics

GENERAL			COUNTS	PROPORTIONS							CORRELATIONS				
Type	Item ID	Key	N	P-Value	A	B	C	D	-	*	Total	A	B	C	D
FT	689992	B	4358	.83	.07	.83	.04	.06	.00	.00	.46	-.23	.46	-.21	-.29
FT	689993	A	4139	.88	.88	.06	.02	.03	.00	.00	.46	.46	-.32	-.24	-.20

Grade 7

Grade 7 Mathematics

GENERAL			COUNTS	PROPORTIONS							CORRELATIONS				
Type	Item ID	Key	N	P-Value	A	B	C	D	-	*	Total	A	B	C	D
OP	599948	C	21894	.66	.15	.12	.66	.07	.00	.00	.54	-.38	-.21	.54	-.20
OP	599949	B	21894	.78	.11	.78	.07	.03	.00	.00	.43	-.32	.43	-.21	-.12
OP	599953	C	21894	.85	.10	.01	.85	.04	.00	.00	.51	-.40	-.19	.51	-.22
OP	599972	C	21894	.69	.11	.11	.69	.09	.00	.00	.52	-.32	-.20	.52	-.27
OP	599999	C	21894	.72	.09	.12	.72	.07	.00	.00	.49	-.24	-.29	.49	-.21
OP	600019	A	21894	.66	.66	.13	.09	.12	.00	.00	.54	.54	-.25	-.19	-.35
OP	600032	A	21894	.68	.68	.08	.20	.04	.00	.00	.44	.44	-.30	-.20	-.22
OP	600040	A	21894	.69	.69	.03	.27	.02	.00	.00	.48	.48	-.21	-.38	-.16
OP	600043	B	21894	.62	.21	.62	.09	.09	.00	.00	.38	-.08	.38	-.21	-.32
OP	600048	A	21894	.60	.60	.22	.13	.04	.00	.00	.41	.41	-.25	-.19	-.16
OP	600058	B	21894	.81	.08	.81	.05	.05	.00	.00	.48	-.30	.48	-.26	-.20
OP	600075	B	21894	.63	.23	.63	.05	.08	.00	.00	.37	-.21	.37	-.21	-.15
OP	600093	A	21894	.65	.65	.25	.07	.03	.00	.00	.34	.34	-.16	-.22	-.20
OP	600102	A	21894	.77	.77	.13	.06	.04	.00	.00	.43	.43	-.23	-.24	-.23
OP	600120	A	21894	.64	.64	.18	.12	.06	.00	.00	.45	.45	-.22	-.25	-.22
OP	600122	C	21894	.56	.10	.23	.56	.10	.00	.00	.37	-.17	-.31	.37	-.01
OP	634515	B	21894	.73	.08	.73	.14	.04	.00	.00	.56	-.21	.56	-.45	-.16
OP	634524	B	21894	.70	.05	.70	.07	.18	.00	.00	.51	-.19	.51	-.23	-.35
OP	634529	C	21894	.74	.02	.19	.74	.05	.00	.00	.40	-.20	-.30	.40	-.13
OP	634534	B	21894	.50	.13	.50	.08	.29	.00	.00	.39	-.04	.39	-.13	-.33
OP	634544	D	21894	.80	.09	.06	.04	.80	.00	.00	.39	-.20	-.22	-.20	.39
OP	634546	D	21894	.62	.05	.15	.19	.62	.00	.00	.50	-.26	-.32	-.19	.50
OP	634548	C	21894	.61	.06	.27	.61	.07	.00	.00	.54	-.30	-.37	.54	-.12
OP	634552	D	21894	.65	.05	.06	.23	.65	.00	.00	.49	-.26	-.22	-.29	.49
OP	634564	C	21894	.81	.06	.06	.81	.07	.00	.00	.49	-.27	-.23	.49	-.28
OP	634568	B	21894	.67	.14	.67	.14	.05	.00	.00	.49	-.17	.49	-.37	-.21
OP	634586	D	21894	.68	.05	.04	.24	.68	.00	.00	.34	-.19	-.08	-.25	.34
OP	646871	D	21894	.68	.12	.07	.12	.68	.00	.00	.47	-.32	-.14	-.24	.47
OP	646891	D	21894	.84	.02	.02	.12	.84	.00	.00	.38	-.23	-.21	-.24	.38
OP	646902	B	21894	.60	.11	.60	.08	.21	.00	.00	.39	-.28	.39	-.28	-.07
OP	646909	A	21894	.85	.85	.06	.07	.02	.00	.00	.51	.51	-.32	-.31	-.19

Nebraska State Accountability 2014 Technical Report

Grade 7 Mathematics

GENERAL			COUNTS	PROPORTIONS							CORRELATIONS				
Type	Item ID	Key	N	P-Value	A	B	C	D	-	*	Total	A	B	C	D
OP	646915	B	21894	.68	.09	.68	.13	.10	.00	.00	.40	-.23	.40	-.21	-.17
OP	646918	B	21894	.59	.06	.59	.20	.15	.00	.00	.36	-.15	.36	-.21	-.16
OP	660125	D	21894	.73	.04	.09	.14	.73	.00	.00	.57	-.15	-.21	-.47	.57
OP	660128	A	21894	.66	.66	.13	.10	.10	.00	.00	.57	.57	-.35	-.22	-.26
OP	660132	C	21894	.80	.07	.08	.80	.05	.00	.00	.47	-.22	-.30	.47	-.23
OP	660133	C	21894	.64	.20	.07	.64	.08	.00	.00	.53	-.30	-.32	.53	-.19
OP	660135	C	21894	.62	.25	.08	.62	.05	.00	.00	.52	-.39	-.20	.52	-.14
OP	660138	D	21894	.57	.13	.18	.11	.57	.00	.00	.43	-.15	-.25	-.20	.43
OP	660143	A	21894	.53	.53	.22	.07	.17	.00	.00	.40	.40	-.23	-.28	-.09
OP	660145	A	21894	.66	.66	.09	.09	.15	.00	.00	.44	.44	-.13	-.18	-.33
OP	660146	C	21894	.72	.05	.11	.72	.12	.00	.00	.35	-.20	-.22	.35	-.13
OP	660149	B	21894	.55	.08	.55	.18	.19	.00	.00	.27	-.18	.27	-.08	-.14
OP	660150	D	21894	.53	.13	.20	.13	.53	.00	.00	.34	-.10	-.14	-.24	.34
OP	660152	B	21894	.70	.18	.70	.07	.05	.00	.00	.49	-.34	.49	-.22	-.17
OP	660158	C	21894	.81	.07	.04	.81	.09	.00	.00	.33	-.08	-.22	.33	-.24
OP	660162	A	21894	.76	.76	.19	.02	.02	.00	.00	.36	.36	-.23	-.21	-.20
OP	660163	A	21894	.87	.87	.04	.04	.04	.00	.00	.39	.39	-.26	-.15	-.22
OP	660165	D	21894	.63	.10	.11	.15	.63	.00	.00	.47	-.30	-.26	-.15	.47
OP	660170	D	21894	.45	.27	.10	.18	.45	.00	.00	.50	-.30	-.29	-.07	.50
OP	660172	C	21894	.52	.29	.12	.52	.08	.00	.00	.41	-.11	-.32	.41	-.19
OP	660175	B	21894	.76	.15	.76	.07	.03	.00	.00	.46	-.24	.46	-.29	-.24
OP	660176	A	21894	.72	.72	.08	.04	.16	.00	.00	.45	.45	-.28	-.24	-.21
OP	660177	C	21894	.76	.06	.13	.76	.04	.00	.00	.58	-.27	-.43	.58	-.17
OP	660182	C	21894	.67	.01	.03	.67	.29	.00	.00	.49	-.17	-.16	.49	-.41
OP	660184	B	21894	.44	.24	.44	.22	.10	.00	.00	.30	-.11	.30	-.13	-.15
OP	660186	A	21894	.54	.54	.19	.20	.07	.00	.00	.34	.34	-.30	-.09	-.08
OP	660191	D	21894	.77	.08	.04	.11	.77	.00	.00	.29	-.11	-.11	-.23	.29
FT	689994	B	4368	.57	.22	.57	.14	.07	.00	.00	.41	-.08	.41	-.27	-.30
FT	689996	B	3999	.47	.15	.47	.23	.15	.00	.00	.39	.00	.39	-.37	-.09
FT	689997	B	3636	.73	.09	.73	.08	.10	.00	.00	.45	-.17	.45	-.17	-.35
FT	689998	B	4214	.37	.26	.37	.07	.30	.00	.00	.22	-.18	.22	-.10	.00
FT	689999	C	4364	.85	.05	.05	.85	.06	.00	.00	.49	-.32	-.26	.49	-.22
FT	690000	B	4437	.77	.14	.77	.05	.04	.00	.00	.58	-.43	.58	-.25	-.21
FT	690001	A	4552	.83	.83	.08	.06	.03	.00	.00	.44	.44	-.27	-.28	-.15
FT	690002	C	3911	.64	.05	.22	.64	.09	.00	.00	.54	-.31	-.34	.54	-.16
FT	690003	B	3927	.88	.07	.88	.04	.01	.00	.00	.41	-.31	.41	-.22	-.10
FT	690004	D	4426	.68	.07	.20	.05	.68	.00	.00	.49	-.25	-.32	-.16	.49
FT	690005	B	5021	.65	.07	.65	.07	.20	.00	.00	.54	-.26	.54	-.23	-.32
FT	690006	B	4091	.83	.03	.83	.11	.03	.00	.00	.32	-.20	.32	-.17	-.19
FT	690008	D	4759	.62	.24	.09	.05	.62	.00	.00	.44	-.18	-.29	-.26	.44

Nebraska State Accountability 2014 Technical Report

Grade 7 Mathematics

GENERAL			COUNTS	PROPORTIONS							CORRELATIONS				
Type	Item ID	Key	N	P-Value	A	B	C	D	-	*	Total	A	B	C	D
FT	690009	A	4079	.91	.91	.03	.04	.02	.00	.00	.35	.35	-.19	-.24	-.15
FT	690010	D	4504	.53	.07	.06	.34	.53	.00	.00	.18	-.21	-.14	-.01	.18
FT	690011	B	3666	.39	.10	.39	.37	.14	.00	.00	.41	-.08	.41	-.22	-.20
FT	690012	D	4600	.65	.08	.13	.14	.65	.00	.00	.46	-.21	-.20	-.26	.46
FT	690013	D	5666	.67	.08	.06	.19	.67	.00	.00	.63	-.26	-.26	-.41	.63
FT	690014	C	5632	.70	.12	.13	.70	.04	.00	.00	.45	-.18	-.29	.45	-.22
FT	690015	A	4211	.87	.87	.11	.01	.01	.00	.00	.30	.30	-.26	-.10	-.10
FT	690016	C	4481	.70	.03	.17	.70	.10	.00	.00	.53	-.13	-.48	.53	-.13
FT	690018	C	3735	.55	.15	.25	.55	.05	.00	.00	.36	-.22	-.22	.36	-.03
FT	690019	B	3866	.63	.14	.63	.06	.17	.00	.00	.37	-.17	.37	-.22	-.17
FT	690021	D	4201	.55	.11	.08	.26	.55	.00	.00	.52	-.36	-.26	-.16	.52
FT	690022	C	4380	.69	.10	.14	.69	.07	.00	.00	.44	-.33	-.20	.44	-.13
FT	690023	B	3892	.66	.10	.66	.09	.15	.00	.00	.40	-.24	.40	-.17	-.19
FT	690024	D	3643	.73	.04	.11	.11	.73	.00	.00	.34	-.23	-.25	-.08	.34
FT	690025	A	4146	.72	.72	.11	.11	.06	.00	.00	.34	.34	-.12	-.29	-.11
FT	690027	D	3976	.72	.05	.12	.11	.72	.00	.00	.50	-.26	-.31	-.21	.50
FT	690028	D	3679	.59	.08	.12	.21	.59	.00	.00	.46	-.26	-.29	-.16	.46
FT	690029	C	4991	.64	.10	.17	.64	.10	.00	.00	.55	-.23	-.39	.55	-.17
FT	690030	D	4286	.31	.10	.41	.17	.31	.00	.00	.11	-.05	-.06	-.02	.11
FT	690031	A	4802	.84	.84	.05	.01	.09	.00	.00	.40	.40	-.28	-.14	-.23
FT	690032	A	4473	.28	.28	.24	.18	.31	.00	.00	.23	.23	-.07	-.10	-.07
FT	690033	B	3667	.52	.11	.52	.25	.12	.00	.00	.33	-.24	.33	-.11	-.13
FT	690034	A	5149	.50	.50	.16	.18	.16	.00	.00	.28	.28	-.19	-.16	-.02
FT	690035	D	4103	.42	.13	.29	.15	.42	.00	.00	.38	-.12	-.24	-.11	.38
FT	690036	D	5508	.60	.18	.14	.08	.60	.00	.00	.53	-.36	-.23	-.14	.53
FT	690037	B	4618	.77	.07	.77	.03	.13	.00	.00	.46	-.22	.46	-.17	-.33
FT	690040	A	5492	.36	.36	.30	.18	.16	.00	.00	.39	.39	.00	-.30	-.19
FT	690041	C	4522	.65	.08	.13	.65	.13	.00	.00	.49	-.28	-.31	.49	-.15
FT	690042	B	3857	.60	.04	.60	.11	.24	.00	.00	.48	-.28	.48	-.18	-.29
FT	690043	C	4413	.69	.11	.17	.69	.03	.00	.00	.30	-.09	-.20	.30	-.21
FT	690044	A	4199	.78	.78	.09	.09	.04	.00	.00	.54	.54	-.33	-.31	-.19
FT	690045	B	4241	.79	.02	.79	.15	.04	.00	.00	.34	-.22	.34	-.21	-.15
FT	690047	B	3584	.39	.10	.39	.40	.11	.00	.00	.29	-.08	.29	-.12	-.17
FT	690049	B	4168	.56	.27	.56	.09	.08	.00	.00	.24	.03	.24	-.30	-.17
FT	690050	D	5102	.31	.16	.37	.15	.31	.00	.00	.34	-.22	-.08	-.11	.34
FT	690051	C	4476	.58	.24	.13	.58	.05	.00	.00	.32	-.18	-.16	.32	-.11
FT	690053	D	5202	.33	.27	.21	.19	.33	.00	.00	.30	-.05	-.16	-.14	.30

Grade 8

Grade 8 Mathematics

GENERAL			COUNTS	PROPORTIONS							CORRELATIONS				
Type	Item ID	Key	N	P-Value	A	B	C	D	-	*	Total	A	B	C	D
OP	600152	D	21780	.78	.04	.06	.12	.78	.00	.00	.50	-.20	-.26	-.32	.50
OP	600225	A	21780	.72	.72	.07	.18	.03	.00	.00	.46	.46	-.23	-.29	-.19
OP	600253	B	21780	.63	.09	.63	.15	.12	.00	.00	.42	-.24	.42	-.20	-.17
OP	600261	D	21780	.66	.10	.19	.05	.66	.00	.00	.54	-.40	-.20	-.26	.54
OP	600303	C	21780	.79	.05	.13	.79	.03	.00	.00	.48	-.24	-.32	.48	-.20
OP	600306	C	21780	.68	.05	.26	.68	.01	.00	.00	.46	-.18	-.36	.46	-.15
OP	600319	A	21780	.71	.71	.12	.09	.07	.00	.00	.47	.47	-.24	-.30	-.17
OP	600332	B	21780	.68	.07	.68	.23	.02	.00	.00	.46	-.15	.46	-.37	-.12
OP	600337	D	21780	.79	.08	.03	.11	.79	.00	.00	.40	-.21	-.20	-.24	.40
OP	600363	D	21780	.67	.09	.11	.12	.67	.00	.00	.52	-.29	-.30	-.19	.52
OP	600368	B	21780	.62	.18	.62	.13	.07	.00	.00	.32	-.13	.32	-.17	-.18
OP	600371	D	21780	.65	.13	.07	.14	.65	.00	.00	.54	-.26	-.24	-.31	.54
OP	600388	C	21780	.89	.04	.06	.89	.02	.00	.00	.46	-.28	-.28	.46	-.19
OP	600513	C	21780	.63	.06	.17	.63	.15	.00	.00	.38	-.19	-.19	.38	-.20
OP	634597	D	21780	.63	.14	.12	.10	.63	.00	.00	.35	-.25	-.10	-.16	.35
OP	634616	B	21780	.75	.09	.75	.10	.07	.00	.00	.55	-.29	.55	-.29	-.28
OP	634625	C	21780	.75	.08	.12	.75	.06	.00	.00	.37	-.15	-.17	.37	-.28
OP	634633	B	21780	.83	.04	.83	.09	.04	.00	.00	.48	-.19	.48	-.34	-.22
OP	634643	A	21780	.60	.60	.05	.04	.32	.00	.00	.52	.52	-.22	-.24	-.35
OP	634644	A	21780	.67	.67	.13	.05	.15	.00	.00	.38	.38	-.18	-.26	-.16
OP	634648	B	21780	.67	.09	.67	.20	.04	.00	.00	.40	-.21	.40	-.23	-.16
OP	634650	D	21780	.75	.04	.19	.03	.75	.00	.00	.35	-.30	-.15	-.20	.35
OP	634653	D	21780	.72	.04	.06	.17	.72	.00	.00	.40	-.17	-.27	-.21	.40
OP	634657	C	21780	.50	.14	.26	.50	.10	.00	.00	.42	-.20	-.27	.42	-.08
OP	646813	C	21780	.76	.04	.16	.76	.05	.00	.00	.41	-.21	-.27	.41	-.15
OP	646818	D	21780	.67	.05	.08	.19	.67	.00	.00	.47	-.27	-.15	-.30	.47
OP	646821	A	21780	.56	.56	.04	.37	.03	.00	.00	.25	.25	-.23	-.09	-.22
OP	646830	D	21780	.51	.15	.04	.30	.51	.00	.00	.24	-.21	-.20	-.01	.24
OP	646849	A	21780	.64	.64	.13	.16	.07	.00	.00	.56	.56	-.32	-.29	-.21
OP	646856	A	21780	.70	.70	.15	.12	.04	.00	.00	.43	.43	-.24	-.23	-.20
OP	646863	C	21780	.66	.28	.04	.66	.02	.00	.00	.46	-.31	-.25	.46	-.19
OP	646864	A	21780	.50	.50	.43	.02	.05	.00	.00	.46	.46	-.34	-.20	-.12
OP	660193	B	21780	.77	.08	.77	.10	.05	.00	.00	.49	-.29	.49	-.27	-.21
OP	660197	B	21780	.85	.08	.85	.06	.01	.00	.00	.36	-.23	.36	-.21	-.17
OP	660203	C	21780	.68	.10	.12	.68	.10	.00	.00	.51	-.26	-.28	.51	-.23
OP	660204	A	21780	.86	.86	.07	.03	.04	.00	.00	.42	.42	-.28	-.23	-.19
OP	660207	B	21780	.74	.12	.74	.07	.07	.00	.00	.32	-.25	.32	-.13	-.09
OP	660209	B	21780	.79	.06	.79	.12	.03	.00	.00	.48	-.26	.48	-.31	-.20

Nebraska State Accountability 2014 Technical Report

Grade 8 Mathematics

GENERAL			COUNTS	PROPORTIONS							CORRELATIONS				
Type	Item ID	Key	N	P-Value	A	B	C	D	-	*	Total	A	B	C	D
OP	660210	B	21780	.55	.13	.55	.23	.08	.00	.00	.44	-.18	.44	-.27	-.16
OP	660211	C	21780	.68	.18	.07	.68	.07	.00	.00	.44	-.20	-.31	.44	-.20
OP	660213	C	21780	.51	.12	.27	.51	.10	.00	.00	.32	-.04	-.13	.32	-.29
OP	660215	A	21780	.62	.62	.19	.16	.03	.00	.00	.46	.46	-.20	-.32	-.16
OP	660220	C	21780	.52	.18	.19	.52	.12	.00	.00	.36	-.07	-.23	.36	-.19
OP	660222	C	21780	.57	.20	.16	.57	.07	.00	.00	.51	-.25	-.21	.51	-.29
OP	660223	A	21780	.81	.81	.08	.04	.08	.00	.00	.51	.51	-.25	-.25	-.32
OP	660224	C	21780	.57	.16	.22	.57	.05	.00	.00	.50	-.25	-.25	.50	-.23
OP	660228	B	21780	.64	.04	.64	.23	.09	.00	.00	.46	-.13	.46	-.30	-.23
OP	660229	A	21780	.56	.56	.23	.05	.16	.00	.00	.49	.49	-.37	-.20	-.12
OP	660230	C	21780	.79	.05	.14	.79	.03	.00	.00	.52	-.22	-.42	.52	-.13
OP	660232	C	21780	.74	.05	.15	.74	.06	.00	.00	.42	-.19	-.23	.42	-.23
OP	660234	C	21780	.80	.10	.05	.80	.05	.00	.00	.42	-.20	-.28	.42	-.21
OP	660238	B	21780	.68	.17	.68	.08	.07	.00	.00	.51	-.27	.51	-.30	-.21
OP	660239	D	21780	.42	.15	.23	.20	.42	.00	.00	.46	-.20	-.19	-.19	.46
OP	660240	B	21780	.49	.38	.49	.09	.04	.00	.00	.33	-.06	.33	-.33	-.19
OP	660241	D	21780	.59	.07	.27	.07	.59	.00	.00	.51	-.17	-.36	-.18	.51
OP	660243	B	21780	.66	.15	.66	.09	.10	.00	.00	.52	-.30	.52	-.23	-.24
OP	660245	C	21780	.59	.11	.16	.59	.14	.00	.00	.40	-.14	-.25	.40	-.18
OP	660246	C	21780	.45	.13	.15	.45	.27	.00	.00	.35	-.15	-.20	.35	-.11
OP	660248	A	21780	.65	.65	.13	.14	.08	.00	.00	.46	.46	-.25	-.25	-.18
OP	660252	C	21780	.51	.31	.09	.51	.10	.00	.00	.44	-.16	-.24	.44	-.25
FT	690054	C	4782	.54	.23	.15	.54	.08	.00	.00	.36	-.09	-.21	.36	-.22
FT	690055	A	4765	.61	.61	.16	.20	.03	.00	.00	.41	.41	-.22	-.21	-.22
FT	690056	B	4128	.65	.09	.65	.15	.10	.00	.00	.39	-.30	.39	-.20	-.09
FT	690057	B	4875	.58	.21	.58	.13	.08	.00	.00	.46	-.16	.46	-.33	-.19
FT	690058	B	4148	.62	.19	.62	.16	.03	.00	.00	.37	-.03	.37	-.35	-.23
FT	690059	D	5036	.46	.24	.17	.13	.46	.00	.00	.31	-.08	-.22	-.10	.31
FT	690060	B	4103	.72	.12	.72	.06	.10	.00	.00	.44	-.30	.44	-.24	-.15
FT	690061	B	4594	.61	.09	.61	.21	.09	.00	.00	.51	-.27	.51	-.26	-.24
FT	690062	C	4386	.72	.05	.07	.72	.16	.00	.00	.36	-.15	-.24	.36	-.18
FT	690063	D	4009	.65	.11	.09	.14	.65	.00	.00	.49	-.24	-.21	-.28	.49
FT	690065	C	4060	.43	.08	.19	.43	.30	.00	.00	.34	-.19	-.31	.34	.02
FT	690067	A	3996	.32	.32	.55	.08	.05	.00	.00	.47	.47	-.23	-.30	-.10
FT	690068	C	4064	.57	.17	.21	.57	.04	.00	.00	.37	-.28	-.14	.37	-.10
FT	690069	C	4036	.54	.22	.16	.54	.08	.00	.00	.37	-.20	-.27	.37	-.01
FT	690070	B	4211	.56	.10	.56	.18	.16	.00	.00	.32	-.06	.32	-.15	-.23
FT	690071	A	4113	.50	.50	.14	.23	.14	.00	.00	.28	.28	-.19	-.09	-.11
FT	690072	B	4080	.57	.09	.57	.27	.07	.00	.00	.33	-.15	.33	-.16	-.19
FT	690073	C	4655	.76	.12	.04	.76	.08	.00	.00	.42	-.29	-.25	.42	-.14

Nebraska State Accountability 2014 Technical Report

Grade 8 Mathematics

GENERAL			COUNTS	PROPORTIONS							CORRELATIONS				
Type	Item ID	Key	N	P-Value	A	B	C	D	-	*	Total	A	B	C	D
FT	690074	B	3844	.68	.08	.68	.15	.09	.00	.00	.36	-.19	.36	-.19	-.17
FT	690075	A	5208	.73	.73	.06	.02	.20	.00	.00	.35	.35	-.22	-.17	-.20
FT	690076	A	3977	.71	.71	.06	.17	.06	.00	.00	.48	.48	-.20	-.35	-.17
FT	690077	B	3988	.82	.07	.82	.03	.08	.00	.00	.23	-.31	.23	-.17	.07
FT	690079	B	4660	.66	.18	.66	.07	.09	.00	.00	.36	-.32	.36	-.16	-.02
FT	690080	D	3686	.57	.17	.12	.14	.57	.00	.00	.45	-.18	-.22	-.24	.45
FT	690081	B	4703	.52	.21	.52	.20	.06	.00	.00	.32	-.16	.32	-.12	-.19
FT	690082	C	4131	.53	.13	.28	.53	.05	.00	.00	.41	-.13	-.25	.41	-.20
FT	690083	D	4149	.67	.06	.11	.16	.67	.00	.00	.49	-.25	-.28	-.23	.49
FT	690084	C	4504	.62	.24	.07	.62	.07	.00	.00	.45	-.35	-.15	.45	-.12
FT	690085	B	4753	.34	.44	.34	.14	.09	.00	.00	.33	.00	.33	-.26	-.24
FT	690086	C	4364	.73	.06	.13	.73	.09	.00	.00	.45	-.16	-.37	.45	-.15
FT	690087	D	4095	.81	.06	.07	.07	.81	.00	.00	.54	-.28	-.31	-.28	.54
FT	690088	D	4123	.72	.08	.05	.15	.72	.00	.00	.41	-.17	-.25	-.22	.41
FT	690089	B	4202	.61	.32	.61	.04	.03	.00	.00	.53	-.37	.53	-.26	-.18
FT	690090	D	3951	.48	.09	.09	.34	.48	.00	.00	.53	-.27	-.17	-.29	.53
FT	690092	A	4069	.34	.34	.08	.26	.31	.00	.00	.35	.35	-.11	-.14	-.16
FT	690093	C	3919	.62	.18	.13	.62	.08	.00	.00	.36	-.12	-.29	.36	-.12
FT	690094	B	4048	.51	.08	.51	.34	.06	.00	.00	.35	-.21	.35	-.17	-.15
FT	690095	A	5197	.54	.54	.18	.21	.06	.00	.00	.36	.36	-.07	-.27	-.16
FT	690096	B	4115	.75	.11	.75	.09	.05	.00	.00	.38	-.16	.38	-.23	-.22
FT	690097	C	5278	.61	.05	.05	.61	.29	.00	.00	.46	-.24	-.22	.46	-.27
FT	690098	B	4204	.41	.30	.41	.20	.09	.00	.00	.21	.08	.21	-.27	-.11
FT	690099	B	3928	.28	.08	.28	.46	.18	.00	.00	.09	-.16	.09	.10	-.12
FT	690100	A	4581	.65	.65	.26	.06	.03	.00	.00	.43	.43	-.28	-.21	-.17
FT	690101	A	5098	.53	.53	.17	.12	.17	.00	.00	.36	.36	-.20	-.17	-.11
FT	690102	C	4930	.68	.18	.09	.68	.05	.00	.00	.48	-.32	-.24	.48	-.14
FT	690103	D	4781	.78	.05	.07	.10	.78	.00	.00	.53	-.24	-.27	-.33	.53
FT	690104	A	3952	.44	.44	.22	.25	.09	.00	.00	.56	.56	-.21	-.35	-.15
FT	690105	A	3966	.47	.47	.29	.12	.11	.00	.00	.54	.54	-.50	-.12	-.01
FT	690106	C	4195	.54	.16	.15	.54	.15	.00	.00	.38	-.16	-.26	.38	-.11
FT	690107	D	5095	.43	.21	.22	.14	.43	.00	.00	.42	-.23	-.18	-.11	.42

Grade 11

Grade 11 Mathematics

GENERAL			COUNTS	PROPORTIONS							CORRELATIONS				
Type	Item ID	Key	N	P-Value	A	B	C	D	-	*	Total	A	B	C	D
OP	600406	B	20957	.67	.05	.67	.19	.09	.00	.00	.51	-.19	.51	-.29	-.29

Nebraska State Accountability 2014 Technical Report

Grade 11 Mathematics

GENERAL			COUNTS	PROPORTIONS							CORRELATIONS				
Type	Item ID	Key	N	P-Value	A	B	C	D	-	*	Total	A	B	C	D
OP	600552	C	20957	.64	.03	.28	.64	.04	.00	.00	.43	-.16	-.34	.43	-.12
OP	600563	C	20957	.71	.08	.12	.71	.08	.00	.00	.44	-.19	-.28	.44	-.19
OP	600576	A	20957	.78	.78	.08	.10	.04	.00	.00	.42	.42	-.29	-.21	-.17
OP	600583	C	20957	.69	.15	.11	.69	.05	.00	.00	.44	-.15	-.33	.44	-.21
OP	600592	B	20957	.80	.03	.80	.05	.11	.00	.00	.40	-.20	.40	-.25	-.21
OP	600598	C	20957	.80	.10	.04	.80	.06	.00	.00	.48	-.33	-.26	.48	-.16
OP	600619	D	20957	.68	.12	.11	.09	.68	.00	.00	.30	-.01	-.26	-.19	.30
OP	600638	D	20957	.66	.16	.05	.13	.66	.00	.00	.53	-.27	-.26	-.27	.53
OP	600648	B	20957	.79	.07	.79	.09	.05	.00	.00	.49	-.25	.49	-.30	-.22
OP	600653	C	20957	.62	.19	.14	.62	.05	.00	.00	.41	-.24	-.24	.41	-.09
OP	600690	C	20957	.69	.06	.09	.69	.16	.00	.00	.52	-.21	-.32	.52	-.26
OP	600731	C	20957	.76	.10	.08	.76	.07	.00	.00	.49	-.30	-.32	.49	-.13
OP	600737	D	20957	.68	.09	.09	.13	.68	.00	.00	.50	-.28	-.26	-.22	.50
OP	600746	D	20957	.66	.07	.13	.14	.66	.00	.00	.54	-.26	-.30	-.25	.54
OP	600748	B	20957	.70	.12	.70	.15	.03	.00	.00	.47	-.15	.47	-.35	-.21
OP	600751	A	20957	.77	.77	.13	.06	.04	.00	.00	.44	.44	-.30	-.19	-.20
OP	600756	A	20957	.75	.75	.09	.12	.04	.00	.00	.39	.39	-.18	-.26	-.14
OP	600771	D	20957	.64	.11	.14	.12	.64	.00	.00	.47	-.17	-.28	-.23	.47
OP	600774	D	20957	.86	.07	.03	.03	.86	.00	.00	.43	-.29	-.20	-.20	.43
OP	600775	D	20957	.73	.09	.08	.09	.73	.00	.00	.53	-.37	-.24	-.20	.53
OP	600776	C	20957	.38	.06	.13	.38	.43	.00	.00	.05	-.28	-.25	.05	.27
OP	600810	B	20957	.64	.20	.64	.11	.05	.00	.00	.37	-.08	.37	-.31	-.21
OP	600819	D	20957	.63	.06	.13	.18	.63	.00	.00	.48	-.22	-.21	-.28	.48
OP	634450	C	20957	.85	.06	.07	.85	.02	.00	.00	.43	-.22	-.27	.43	-.19
OP	634470	A	20957	.86	.86	.04	.05	.05	.00	.00	.40	.40	-.26	-.17	-.24
OP	646731	B	20957	.72	.17	.72	.05	.06	.00	.00	.55	-.36	.55	-.22	-.26
OP	646740	B	20957	.73	.11	.73	.07	.08	.00	.00	.51	-.25	.51	-.26	-.28
OP	646753	C	20957	.72	.10	.12	.72	.05	.00	.00	.42	-.19	-.26	.42	-.20
OP	646755	A	20957	.81	.81	.09	.06	.04	.00	.00	.48	.48	-.28	-.27	-.21
OP	646759	A	20957	.49	.49	.07	.34	.09	.00	.00	.40	.40	-.16	-.26	-.11
OP	646762	B	20957	.39	.09	.39	.33	.19	.00	.00	.40	-.15	.40	-.21	-.13
OP	646788	C	20957	.76	.06	.09	.76	.09	.00	.00	.46	-.22	-.26	.46	-.24
OP	660258	D	20957	.76	.07	.07	.11	.76	.00	.00	.52	-.15	-.30	-.36	.52
OP	660262	D	20957	.41	.32	.16	.11	.41	.00	.00	.48	-.08	-.34	-.24	.48
OP	660266	A	20957	.48	.48	.07	.05	.40	.00	.00	.53	.53	-.13	-.25	-.35
OP	660273	B	20957	.43	.03	.43	.34	.20	.00	.00	.40	-.21	.40	-.10	-.29
OP	660276	B	20957	.59	.12	.59	.22	.06	.00	.00	.35	-.22	.35	-.16	-.13
OP	660278	B	20957	.53	.12	.53	.29	.05	.00	.00	.35	-.19	.35	-.16	-.14
OP	660281	A	20957	.58	.58	.19	.16	.07	.00	.00	.50	.50	-.32	-.20	-.18
OP	660291	C	20957	.48	.21	.26	.48	.05	.00	.00	.45	-.24	-.24	.45	-.08

Nebraska State Accountability 2014 Technical Report

Grade 11 Mathematics

GENERAL			COUNTS	PROPORTIONS							CORRELATIONS				
Type	Item ID	Key	N	P-Value	A	B	C	D	-	*	Total	A	B	C	D
OP	660293	C	20957	.57	.23	.07	.57	.12	.00	.00	.28	-.01	-.28	.28	-.18
OP	660302	A	20957	.58	.58	.19	.12	.11	.00	.00	.49	.49	-.29	-.23	-.17
OP	660304	B	20957	.47	.16	.47	.15	.22	.00	.00	.38	-.24	.38	-.22	-.06
OP	660306	C	20957	.58	.11	.27	.58	.04	.00	.00	.48	-.20	-.34	.48	-.13
OP	660307	C	20957	.68	.08	.12	.68	.12	.00	.00	.46	-.26	-.32	.46	-.12
OP	660310	B	20957	.61	.05	.61	.13	.21	.00	.00	.42	-.17	.42	-.09	-.33
OP	660313	C	20957	.69	.15	.11	.69	.06	.00	.00	.49	-.25	-.28	.49	-.23
OP	660316	A	20957	.66	.66	.21	.08	.06	.00	.00	.51	.51	-.31	-.31	-.16
OP	660322	B	20957	.51	.11	.51	.28	.10	.00	.00	.42	-.13	.42	-.25	-.19
OP	660327	C	20957	.68	.09	.03	.68	.20	.00	.00	.37	-.25	-.24	.37	-.14
OP	660330	B	20957	.85	.08	.85	.05	.02	.00	.00	.48	-.33	.48	-.25	-.19
OP	660336	C	20957	.68	.09	.04	.68	.19	.00	.00	.40	-.25	-.22	.40	-.18
OP	660340	B	20957	.67	.06	.67	.17	.09	.00	.00	.55	-.26	.55	-.37	-.17
OP	660348	B	20957	.51	.15	.51	.22	.12	.00	.00	.38	-.05	.38	-.28	-.16
OP	660354	D	20957	.70	.04	.13	.13	.70	.00	.00	.59	-.21	-.34	-.33	.59
OP	660355	A	20957	.70	.70	.16	.07	.07	.00	.00	.42	.42	-.29	-.18	-.17
OP	660358	C	20957	.57	.21	.16	.57	.06	.00	.00	.43	-.21	-.27	.43	-.12
OP	660364	B	20957	.61	.12	.61	.11	.15	.00	.00	.37	-.25	.37	-.33	.03
OP	660366	C	20957	.70	.11	.14	.70	.04	.00	.00	.51	-.29	-.29	.51	-.19
FT	690109	D	4562	.30	.24	.19	.26	.30	.00	.00	.32	-.15	-.25	.05	.32
FT	690110	D	4631	.42	.17	.28	.13	.42	.00	.00	.54	-.34	-.12	-.24	.54
FT	690112	B	4444	.58	.09	.58	.15	.18	.00	.00	.41	-.20	.41	-.27	-.12
FT	690113	C	4189	.58	.17	.10	.58	.15	.00	.00	.29	-.06	-.24	.29	-.13
FT	690115	C	4678	.67	.10	.15	.67	.08	.00	.00	.55	-.29	-.39	.55	-.10
FT	690116	B	4020	.23	.07	.23	.60	.10	.00	.00	.15	-.11	.15	.04	-.18
FT	690117	D	4471	.56	.11	.27	.06	.56	.00	.00	.41	-.42	-.05	-.21	.41
FT	690118	D	4061	.44	.27	.19	.10	.44	.00	.00	.43	-.12	-.26	-.17	.43
FT	690119	C	5151	.37	.19	.37	.37	.07	.00	.00	.39	-.16	-.20	.39	-.09
FT	690120	A	5062	.31	.31	.35	.17	.17	.00	.00	.29	.29	-.09	-.14	-.09
FT	690122	B	4041	.61	.14	.61	.18	.07	.00	.00	.48	-.14	.48	-.31	-.25
FT	690124	A	3756	.41	.41	.25	.10	.24	.00	.00	.42	.42	-.21	-.22	-.11
FT	690126	C	3806	.33	.33	.22	.33	.11	.00	.00	.29	-.04	-.23	.29	-.08
FT	690127	D	4132	.21	.42	.12	.24	.21	.00	.00	.16	.17	-.31	-.11	.16
FT	690128	D	3902	.39	.14	.33	.14	.39	.00	.00	.57	-.20	-.32	-.17	.57
FT	690129	A	4033	.42	.42	.14	.23	.21	.00	.00	.40	.40	-.22	-.24	-.05
FT	690130	B	4564	.57	.08	.57	.14	.21	.00	.00	.44	-.11	.44	-.29	-.20
FT	690131	A	4547	.41	.41	.07	.17	.34	.00	.00	.51	.51	-.20	-.26	-.21
FT	690132	D	4668	.56	.10	.18	.17	.56	.00	.00	.61	-.25	-.31	-.28	.61
FT	690133	D	3789	.57	.07	.22	.14	.57	.00	.00	.61	-.19	-.35	-.31	.61
FT	690134	C	4093	.69	.13	.09	.69	.09	.00	.00	.34	-.12	-.24	.34	-.15

Nebraska State Accountability 2014 Technical Report

Grade 11 Mathematics

GENERAL			COUNTS	PROPORTIONS							CORRELATIONS				
Type	Item ID	Key	N	P-Value	A	B	C	D	-	*	Total	A	B	C	D
FT	690136	B	4004	.81	.05	.81	.11	.03	.00	.00	.52	-.24	.52	-.36	-.22
FT	690137	D	4683	.29	.22	.16	.32	.29	.00	.00	.45	-.12	-.24	-.13	.45
FT	690138	A	4061	.46	.46	.18	.29	.07	.00	.00	.46	.46	-.19	-.28	-.11
FT	690140	C	3981	.47	.11	.34	.47	.08	.00	.00	.32	-.21	-.14	.32	-.10
FT	690141	A	3993	.45	.45	.16	.30	.09	.00	.00	.29	.29	-.22	-.08	-.09
FT	690142	D	3777	.52	.11	.19	.17	.52	.00	.00	.48	-.10	-.28	-.26	.48
FT	690143	B	4020	.62	.10	.62	.18	.09	.00	.00	.27	-.18	.27	-.20	.01
FT	690144	C	4031	.76	.04	.11	.76	.09	.00	.00	.42	-.18	-.26	.42	-.21
FT	690145	B	4384	.69	.05	.69	.09	.17	.00	.00	.51	-.26	.51	-.38	-.18
FT	690146	C	3762	.48	.17	.20	.48	.15	.00	.00	.43	-.08	-.32	.43	-.15
FT	690147	D	4019	.40	.15	.21	.24	.40	.00	.00	.42	-.24	-.37	.08	.42
FT	690148	B	4563	.53	.31	.53	.08	.08	.00	.00	.24	-.09	.24	-.17	-.13
FT	690149	A	3564	.66	.66	.11	.16	.07	.00	.00	.42	.42	-.19	-.26	-.17
FT	690150	C	4259	.65	.17	.11	.65	.07	.00	.00	.46	-.20	-.27	.46	-.24
FT	690152	D	4116	.43	.14	.31	.12	.43	.00	.00	.33	-.22	.04	-.32	.33
FT	690153	C	4464	.63	.13	.15	.63	.09	.00	.00	.44	-.24	-.27	.44	-.13
FT	690154	A	3897	.32	.32	.07	.39	.22	.00	.00	.45	.45	-.22	-.23	-.10
FT	690156	A	4593	.48	.48	.22	.21	.09	.00	.00	.42	.42	-.17	-.23	-.15
FT	690157	B	4693	.40	.10	.40	.43	.06	.00	.00	.46	-.14	.46	-.32	-.11
FT	690158	A	4090	.47	.47	.09	.32	.12	.00	.00	.52	.52	-.22	-.30	-.16
FT	690159	B	4099	.44	.17	.44	.28	.10	.00	.00	.37	-.11	.37	-.23	-.12
FT	690160	A	3978	.50	.50	.19	.23	.08	.00	.00	.29	.29	-.24	-.03	-.14
FT	690161	A	4094	.51	.51	.11	.32	.06	.00	.00	.58	.58	-.19	-.42	-.15
FT	690162	B	3504	.40	.16	.40	.24	.20	.00	.00	.28	-.06	.28	-.21	-.06
FT	690163	D	3840	.52	.13	.12	.23	.52	.00	.00	.47	-.24	-.25	-.17	.47
FT	690164	A	4079	.77	.77	.03	.02	.19	.00	.00	.40	.40	-.19	-.22	-.27
FT	690165	C	4409	.74	.03	.06	.74	.17	.00	.00	.47	-.21	-.29	.47	-.26
FT	690166	B	3809	.43	.27	.43	.21	.10	.00	.00	.32	.09	.32	-.32	-.23
FT	690167	C	4098	.69	.08	.07	.69	.16	.00	.00	.39	-.27	-.29	.39	-.08

Appendix H: Science Key Verification and Foil Analysis

Grade 5

Grade 5 Science

GENERAL			COUNTS	PROPORTIONS							CORRELATIONS				
Type	Item ID	Key	N	P-Value	A	B	C	D	-	*	Total	A	B	C	D
OP	634836	A	22352	.81	.81	.06	.08	.04	.00	.00	.43	.43	-.24	-.25	-.20
OP	634838	D	22352	.58	.22	.14	.06	.58	.00	.00	.30	-.15	-.10	-.23	.30
OP	634845	C	22352	.85	.07	.03	.85	.05	.00	.00	.40	-.24	-.20	.40	-.21
OP	634847	D	22352	.66	.03	.23	.08	.66	.00	.00	.40	-.22	-.22	-.22	.40
OP	634849	C	22352	.75	.08	.07	.75	.10	.00	.00	.46	-.26	-.16	.46	-.29
OP	634855	B	22352	.44	.12	.44	.21	.23	.00	.00	.24	-.10	.24	-.14	-.07
OP	634863	D	22352	.64	.04	.13	.19	.64	.00	.00	.45	-.21	-.24	-.24	.45
OP	634871	B	22352	.62	.14	.62	.11	.14	.00	.00	.41	-.16	.41	-.28	-.16
OP	634878	D	22352	.77	.09	.07	.07	.77	.00	.00	.38	-.22	-.20	-.19	.38
OP	634880	B	22352	.77	.09	.77	.09	.05	.00	.00	.44	-.24	.44	-.24	-.21
OP	634886	B	22352	.59	.10	.59	.11	.20	.00	.00	.31	-.17	.31	-.13	-.15
OP	634900	B	22352	.67	.04	.67	.10	.20	.00	.00	.18	-.12	.18	-.16	-.03
OP	634909	C	22352	.66	.04	.04	.66	.26	.00	.00	.27	-.18	-.22	.27	-.10
OP	634926	C	22352	.71	.15	.05	.71	.09	.00	.00	.44	-.25	-.20	.44	-.23
OP	634933	C	22352	.54	.17	.12	.54	.17	.00	.00	.37	-.17	-.23	.37	-.12
OP	634944	A	22352	.63	.63	.18	.08	.11	.00	.00	.32	.32	-.12	-.13	-.23
OP	634945	C	22352	.50	.32	.08	.50	.10	.00	.00	.32	-.12	-.26	.32	-.10
OP	634949	D	22352	.66	.09	.24	.02	.66	.00	.00	.39	-.26	-.19	-.22	.39
OP	634965	C	22352	.69	.06	.17	.69	.08	.00	.00	.42	-.28	-.22	.42	-.17
OP	634968	A	22352	.72	.72	.12	.09	.06	.00	.00	.31	.31	-.18	-.15	-.17
OP	647389	D	22352	.78	.03	.12	.06	.78	.00	.00	.48	-.22	-.33	-.22	.48
OP	647393	B	22352	.55	.10	.55	.22	.12	.00	.00	.40	-.21	.40	-.19	-.17
OP	647396	C	22352	.52	.14	.25	.52	.09	.00	.00	.34	-.17	-.12	.34	-.20
OP	647401	B	22352	.78	.02	.78	.09	.11	.00	.00	.40	-.18	.40	-.30	-.17
OP	647414	C	22352	.61	.23	.10	.61	.05	.00	.00	.39	-.24	-.16	.39	-.17
OP	647419	B	22352	.76	.04	.76	.09	.11	.00	.00	.45	-.25	.45	-.25	-.22
OP	647428	C	22352	.69	.05	.14	.69	.11	.00	.00	.34	-.16	-.19	.34	-.17
OP	647433	D	22352	.71	.22	.05	.02	.71	.00	.00	.28	-.13	-.20	-.19	.28
OP	661221	D	22352	.77	.12	.05	.05	.77	.00	.00	.27	-.10	-.15	-.21	.27
OP	661224	A	22352	.79	.79	.09	.07	.05	.00	.00	.37	.37	-.21	-.24	-.14
OP	661225	D	22352	.50	.34	.10	.06	.50	.00	.00	.44	-.19	-.21	-.28	.44
OP	661229	A	22352	.85	.85	.07	.05	.04	.00	.00	.38	.38	-.23	-.26	-.13
OP	661230	A	22352	.75	.75	.08	.13	.03	.00	.00	.39	.39	-.12	-.28	-.20
OP	661232	B	22352	.78	.07	.78	.10	.05	.00	.00	.47	-.20	.47	-.29	-.25
OP	661234	A	22352	.60	.60	.06	.15	.19	.00	.00	.21	.21	-.17	-.08	-.08
OP	661241	B	22352	.74	.12	.74	.06	.08	.00	.00	.29	-.11	.29	-.16	-.20

Nebraska State Accountability 2014 Technical Report

Grade 5 Science

GENERAL			COUNTS	PROPORTIONS							CORRELATIONS				
Type	Item ID	Key	N	P-Value	A	B	C	D	-	*	Total	A	B	C	D
OP	661242	C	22352	.62	.11	.13	.62	.14	.00	.00	.44	-.28	-.17	.44	-.20
OP	661245	A	22352	.56	.56	.15	.07	.22	.00	.00	.33	.33	-.22	.05	-.24
OP	661247	A	22352	.86	.86	.08	.01	.06	.00	.00	.37	.37	-.26	-.14	-.20
OP	661254	C	22352	.56	.15	.17	.56	.12	.00	.00	.32	-.14	-.09	.32	-.23
OP	661256	B	22352	.88	.03	.88	.04	.05	.00	.00	.31	-.18	.31	-.21	-.13
OP	661258	A	22352	.80	.80	.09	.01	.10	.00	.00	.41	.41	-.21	-.16	-.28
OP	661260	B	22352	.76	.06	.76	.08	.10	.00	.00	.44	-.20	.44	-.27	-.22
OP	661263	A	22352	.70	.70	.13	.05	.12	.00	.00	.44	.44	-.29	-.17	-.21
OP	661264	D	22352	.74	.08	.06	.12	.74	.00	.00	.45	-.24	-.17	-.28	.45
OP	661265	D	22352	.71	.18	.01	.09	.71	.00	.00	.22	-.08	-.08	-.20	.22
OP	661272	A	22352	.77	.77	.08	.07	.08	.00	.00	.45	.45	-.24	-.24	-.23
OP	661274	D	22352	.66	.05	.04	.25	.66	.00	.00	.40	-.25	-.21	-.22	.40
OP	661276	D	22352	.90	.02	.02	.05	.90	.00	.00	.40	-.22	-.23	-.24	.40
OP	663133	A	22352	.75	.75	.08	.12	.05	.00	.00	.24	.24	-.11	-.17	-.10
FT	690169	D	4568	.81	.03	.07	.09	.81	.00	.00	.41	-.21	-.23	-.23	.41
FT	690170	C	3924	.73	.09	.05	.73	.13	.00	.00	.45	-.24	-.24	.45	-.23
FT	690171	A	4074	.86	.86	.05	.06	.03	.00	.00	.50	.50	-.29	-.29	-.24
FT	690172	B	5618	.58	.12	.58	.18	.12	.00	.00	.36	-.10	.36	-.22	-.19
FT	690173	D	4482	.45	.05	.04	.46	.45	.00	.00	.36	-.11	-.20	-.23	.36
FT	690174	D	4423	.92	.01	.06	.01	.92	.00	.00	.21	-.14	-.12	-.16	.21
FT	690175	A	5617	.31	.31	.38	.11	.20	.00	.00	.28	.28	-.21	-.14	.04
FT	690176	A	4199	.85	.85	.02	.08	.05	.00	.00	.23	.23	-.08	-.19	-.09
FT	690177	B	6021	.82	.04	.82	.07	.07	.00	.00	.40	-.19	.40	-.22	-.23
FT	690178	C	4585	.43	.11	.27	.43	.19	.00	.00	.23	-.16	-.01	.23	-.14
FT	690179	D	5627	.89	.03	.03	.04	.89	.00	.00	.25	-.14	-.18	-.11	.25
FT	690180	A	3920	.88	.88	.05	.03	.04	.00	.00	.36	.36	-.20	-.17	-.22
FT	690181	C	4155	.58	.06	.08	.58	.28	.00	.00	.24	-.14	-.22	.24	-.06
FT	690182	A	3825	.78	.78	.08	.06	.08	.00	.00	.49	.49	-.29	-.21	-.28
FT	690183	A	4397	.58	.58	.12	.14	.16	.00	.00	.43	.43	-.18	-.14	-.29
FT	690184	B	5561	.84	.05	.84	.07	.05	.00	.00	.47	-.24	.47	-.27	-.26
FT	690185	C	4224	.80	.12	.04	.80	.04	.00	.00	.41	-.26	-.20	.41	-.21
FT	690186	D	3720	.85	.05	.03	.08	.85	.00	.00	.28	-.18	-.13	-.15	.28
FT	690187	A	5873	.45	.45	.20	.19	.16	.00	.00	.28	.28	-.07	-.17	-.13
FT	690188	B	3591	.64	.21	.64	.03	.12	.00	.00	.40	-.25	.40	-.19	-.18
FT	690189	A	5490	.75	.75	.05	.14	.06	.00	.00	.47	.47	-.24	-.28	-.23
FT	690190	C	4255	.78	.15	.03	.78	.04	.00	.00	.46	-.29	-.19	.46	-.27
FT	690191	A	5515	.83	.83	.04	.06	.08	.00	.00	.48	.48	-.24	-.27	-.27
FT	690192	A	4160	.85	.85	.01	.11	.03	.00	.00	.31	.31	-.15	-.24	-.12
FT	690193	B	4326	.97	.01	.97	.01	.01	.00	.00	.29	-.18	.29	-.17	-.14
FT	690194	D	4168	.74	.00	.23	.02	.74	.00	.00	.23	-.09	-.19	-.12	.23

Nebraska State Accountability 2014 Technical Report

Grade 5 Science

GENERAL			COUNTS	PROPORTIONS							CORRELATIONS				
Type	Item ID	Key	N	P-Value	A	B	C	D	-	*	Total	A	B	C	D
FT	690195	D	4320	.95	.02	.01	.02	.95	.00	.00	.29	-.14	-.15	-.21	.29
FT	690196	B	4345	.64	.15	.64	.10	.10	.00	.00	.23	-.06	.23	-.13	-.16
FT	690197	B	4541	.93	.02	.93	.02	.03	.00	.00	.38	-.18	.38	-.21	-.24
FT	690198	A	4038	.95	.95	.01	.03	.01	.00	.00	.27	.27	-.11	-.23	-.10
FT	690199	D	4059	.83	.12	.04	.02	.83	.00	.00	.28	-.16	-.16	-.16	.28
FT	690200	B	4491	.76	.18	.76	.03	.03	.00	.00	.31	-.14	.31	-.21	-.27
FT	690201	B	4482	.93	.04	.93	.01	.02	.00	.00	.34	-.22	.34	-.20	-.17
FT	690202	D	3953	.81	.01	.02	.16	.81	.00	.00	.42	-.16	-.21	-.33	.42
FT	690204	B	4700	.92	.07	.92	.01	.01	.00	.00	.24	-.20	.24	-.08	-.11
FT	690205	B	3919	.96	.01	.96	.01	.02	.00	.00	.25	-.16	.25	-.12	-.14
FT	690206	C	4118	.34	.14	.33	.34	.19	.00	.00	.10	-.06	-.07	.10	.01
FT	690207	C	4017	.31	.19	.04	.31	.45	.00	.00	.26	-.06	-.16	.26	-.12
FT	690208	A	4475	.58	.58	.21	.06	.14	.00	.00	.33	.33	-.12	-.22	-.16
FT	690209	C	5404	.49	.12	.18	.49	.21	.00	.00	.34	-.13	-.18	.34	-.15
FT	690210	D	4169	.49	.10	.12	.28	.49	.00	.00	.41	-.23	-.28	-.10	.41
FT	690211	A	3721	.99	.99	.00	.00	.00	.00	.00	.11	.11	-.08	-.09	-.04
FT	690212	C	3730	.47	.12	.23	.47	.17	.00	.00	.04	-.08	.04	.04	-.02
FT	690213	C	5491	.69	.05	.11	.69	.14	.00	.00	.10	-.09	-.13	.10	.05
FT	690214	A	4108	.58	.58	.13	.11	.18	.00	.00	.40	.40	-.15	-.18	-.24
FT	690215	C	4340	.48	.15	.23	.48	.14	.00	.00	.21	-.01	-.10	.21	-.17
FT	690216	B	4349	.82	.04	.82	.07	.07	.00	.00	.36	-.21	.36	-.17	-.22
FT	690217	C	4125	.92	.02	.04	.92	.02	.00	.00	.19	-.11	-.13	.19	-.09
FT	690218	A	4164	.86	.86	.07	.03	.03	.00	.00	.42	.42	-.27	-.23	-.20
FT	690220	A	4123	.74	.74	.09	.06	.11	.00	.00	.38	.38	-.35	-.16	-.10

Grade 8

Grade 8 Science

GENERAL			COUNTS	PROPORTIONS							CORRELATIONS				
Type	Item ID	Key	N	P-Value	A	B	C	D	-	*	Total	A	B	C	D
OP	635011	C	21782	.67	.17	.11	.67	.05	.00	.00	.38	-.18	-.21	.38	-.18
OP	635020	D	21782	.49	.16	.19	.16	.49	.00	.00	.42	-.18	-.19	-.18	.42
OP	635022	A	21782	.77	.77	.07	.10	.06	.00	.00	.39	.39	-.23	-.23	-.14
OP	635030	C	21782	.70	.10	.08	.70	.12	.00	.00	.14	-.07	-.09	.14	-.06
OP	635031	A	21782	.66	.66	.14	.05	.14	.00	.00	.28	.28	-.09	-.19	-.15
OP	635034	B	21782	.42	.03	.42	.07	.48	.00	.00	.39	-.22	.39	-.28	-.16
OP	635037	B	21782	.68	.10	.68	.17	.05	.00	.00	.30	-.07	.30	-.19	-.22
OP	635043	D	21782	.72	.06	.10	.12	.72	.00	.00	.46	-.13	-.24	-.31	.46
OP	635053	C	21782	.65	.13	.11	.65	.11	.00	.00	.37	-.23	-.12	.37	-.20

Nebraska State Accountability 2014 Technical Report

Grade 8 Science

GENERAL			COUNTS	PROPORTIONS							CORRELATIONS				
Type	Item ID	Key	N	P-Value	A	B	C	D	-	*	Total	A	B	C	D
OP	635058	A	21782	.81	.81	.03	.13	.03	.00	.00	.39	.39	-.20	-.26	-.17
OP	635059	B	21782	.67	.19	.67	.11	.02	.00	.00	.45	-.31	.45	-.20	-.15
OP	635063	C	21782	.76	.02	.16	.76	.06	.00	.00	.46	-.20	-.31	.46	-.22
OP	635066	D	21782	.87	.05	.06	.01	.87	.00	.00	.31	-.25	-.10	-.19	.31
OP	635069	D	21782	.66	.21	.05	.08	.66	.00	.00	.36	-.21	-.27	-.09	.36
OP	635075	A	21782	.67	.67	.10	.19	.03	.00	.00	.40	.40	-.06	-.37	-.14
OP	635079	D	21782	.72	.19	.06	.03	.72	.00	.00	.31	-.19	-.17	-.15	.31
OP	635086	C	21782	.70	.09	.15	.70	.06	.00	.00	.46	-.23	-.27	.46	-.20
OP	635095	B	21782	.92	.03	.92	.02	.03	.00	.00	.31	-.20	.31	-.15	-.17
OP	635096	A	21782	.75	.75	.04	.09	.13	.00	.00	.45	.45	-.23	-.23	-.26
OP	635102	D	21782	.77	.05	.11	.07	.77	.00	.00	.45	-.25	-.22	-.26	.45
OP	635110	B	21782	.60	.05	.60	.15	.19	.00	.00	.41	-.15	.41	-.14	-.30
OP	635111	B	21782	.69	.05	.69	.19	.07	.00	.00	.41	-.14	.41	-.25	-.23
OP	635115	D	21782	.45	.05	.09	.41	.45	.00	.00	.28	-.17	-.29	-.03	.28
OP	635116	B	21782	.71	.14	.71	.09	.06	.00	.00	.45	-.24	.45	-.24	-.21
OP	635123	A	21782	.68	.68	.09	.09	.14	.00	.00	.44	.44	-.34	-.10	-.23
OP	635125	C	21782	.45	.08	.19	.45	.29	.00	.00	.26	-.15	-.13	.26	-.08
OP	635126	B	21782	.88	.05	.88	.03	.03	.00	.00	.45	-.32	.45	-.19	-.22
OP	635128	B	21782	.47	.12	.47	.30	.11	.00	.00	.42	-.27	.42	-.07	-.28
OP	635132	B	21782	.69	.03	.69	.21	.07	.00	.00	.43	-.22	.43	-.29	-.17
OP	635134	C	21782	.64	.10	.12	.64	.14	.00	.00	.39	-.13	-.23	.39	-.21
OP	635144	A	21782	.52	.52	.27	.07	.14	.00	.00	.24	.24	-.10	-.23	-.04
OP	635156	D	21782	.69	.02	.22	.06	.69	.00	.00	.49	-.20	-.31	-.27	.49
OP	635159	C	21782	.78	.11	.08	.78	.04	.00	.00	.45	-.20	-.32	.45	-.21
OP	635233	A	21782	.71	.71	.10	.14	.05	.00	.00	.27	.27	-.21	-.07	-.16
OP	647102	C	21782	.67	.07	.05	.67	.21	.00	.00	.47	-.21	-.14	.47	-.33
OP	647106	A	21782	.56	.56	.12	.23	.09	.00	.00	.49	.49	-.27	-.23	-.21
OP	647146	B	21782	.80	.08	.80	.04	.08	.00	.00	.28	-.12	.28	-.21	-.14
OP	647159	C	21782	.79	.08	.09	.79	.04	.00	.00	.43	-.23	-.25	.43	-.21
OP	661278	B	21782	.67	.04	.67	.04	.25	.00	.00	.35	-.20	.35	-.19	-.20
OP	661279	B	21782	.56	.21	.56	.07	.16	.00	.00	.44	-.24	.44	-.17	-.20
OP	661284	D	21782	.32	.12	.07	.49	.32	.00	.00	.37	-.22	-.08	-.16	.37
OP	661287	C	21782	.67	.11	.08	.67	.14	.00	.00	.27	-.20	-.23	.27	-.01
OP	661291	B	21782	.59	.24	.59	.08	.10	.00	.00	.34	-.14	.34	-.12	-.24
OP	661293	C	21782	.88	.02	.06	.88	.03	.00	.00	.41	-.21	-.25	.41	-.23
OP	661294	D	21782	.63	.06	.10	.21	.63	.00	.00	.49	-.25	-.27	-.23	.49
OP	661296	B	21782	.75	.09	.75	.14	.02	.00	.00	.48	-.32	.48	-.30	-.09
OP	661297	A	21782	.89	.89	.03	.06	.03	.00	.00	.37	.37	-.18	-.26	-.15
OP	661300	D	21782	.73	.08	.06	.13	.73	.00	.00	.43	-.18	-.23	-.26	.43
OP	661302	C	21782	.68	.08	.11	.68	.13	.00	.00	.44	-.33	-.16	.44	-.19

Nebraska State Accountability 2014 Technical Report

Grade 8 Science

GENERAL			COUNTS	PROPORTIONS							CORRELATIONS				
Type	Item ID	Key	N	P-Value	A	B	C	D	-	*	Total	A	B	C	D
OP	661305	C	21782	.67	.04	.06	.67	.24	.00	.00	.47	-.20	-.21	.47	-.31
OP	661306	C	21782	.60	.16	.20	.60	.03	.00	.00	.35	-.25	-.12	.35	-.19
OP	661314	D	21782	.54	.20	.10	.15	.54	.00	.00	.34	-.17	-.13	-.16	.34
OP	661316	B	21782	.73	.16	.73	.09	.02	.00	.00	.44	-.25	.44	-.24	-.22
OP	661317	D	21782	.45	.06	.33	.15	.45	.00	.00	.34	-.16	-.30	.03	.34
OP	661318	A	21782	.86	.86	.09	.03	.02	.00	.00	.31	.31	-.15	-.22	-.18
OP	661321	A	21782	.67	.67	.10	.08	.15	.00	.00	.38	.38	-.24	-.23	-.12
OP	661323	C	21782	.78	.07	.06	.78	.09	.00	.00	.45	-.18	-.26	.45	-.27
OP	661325	C	21782	.77	.06	.07	.77	.09	.00	.00	.35	-.21	-.17	.35	-.17
OP	663231	B	21782	.57	.14	.57	.24	.06	.00	.00	.35	-.25	.35	-.09	-.19
OP	663233	D	21782	.53	.24	.20	.02	.53	.00	.00	.22	-.13	-.05	-.21	.22
FT	690221	D	3689	.82	.01	.15	.02	.82	.00	.00	.20	-.16	-.10	-.20	.20
FT	690222	D	4115	.80	.04	.09	.06	.80	.00	.00	.40	-.16	-.21	-.26	.40
FT	690223	A	3886	.48	.48	.09	.08	.36	.00	.00	.32	.32	-.25	-.19	-.08
FT	690224	B	4686	.88	.05	.88	.02	.05	.00	.00	.27	-.15	.27	-.13	-.16
FT	690225	B	4132	.47	.21	.47	.18	.15	.00	.00	.35	-.26	.35	-.08	-.10
FT	690226	A	3727	.91	.91	.02	.05	.01	.00	.00	.35	.35	-.21	-.23	-.13
FT	690227	D	4110	.35	.25	.17	.22	.35	.00	.00	.36	-.06	-.22	-.15	.36
FT	690228	C	4193	.29	.04	.42	.29	.26	.00	.00	.08	-.14	.05	.08	-.08
FT	690229	C	5353	.69	.10	.09	.69	.12	.00	.00	.42	-.16	-.14	.42	-.33
FT	690230	C	3867	.64	.07	.06	.64	.23	.00	.00	.38	-.27	-.22	.38	-.15
FT	690231	D	3924	.83	.01	.01	.15	.83	.00	.00	.32	-.11	-.13	-.27	.32
FT	690232	D	4144	.56	.06	.08	.31	.56	.00	.00	.25	-.21	-.27	-.01	.25
FT	690233	B	4155	.19	.07	.19	.66	.08	.00	.00	.19	-.21	.19	-.03	-.01
FT	690234	C	4559	.67	.01	.10	.67	.22	.00	.00	.44	-.15	-.29	.44	-.25
FT	690235	B	4164	.71	.09	.71	.16	.04	.00	.00	.37	-.18	.37	-.23	-.16
FT	690236	C	4076	.55	.06	.16	.55	.23	.00	.00	.22	-.17	-.11	.22	-.06
FT	690237	D	4393	.30	.60	.05	.06	.30	.00	.00	.28	-.05	-.28	-.19	.28
FT	690238	C	4078	.61	.18	.12	.61	.09	.00	.00	.40	-.19	-.18	.40	-.23
FT	690239	A	5255	.79	.79	.05	.09	.06	.00	.00	.37	.37	-.17	-.20	-.22
FT	690240	D	5016	.27	.14	.39	.20	.27	.00	.00	.31	-.34	.19	-.26	.31
FT	690241	C	4455	.20	.20	.50	.20	.10	.00	.00	.25	.06	-.22	.25	-.04
FT	690242	C	5197	.48	.27	.15	.48	.09	.00	.00	.44	-.26	-.17	.44	-.14
FT	690243	D	4681	.69	.13	.12	.07	.69	.00	.00	.26	-.19	-.08	-.13	.26
FT	690244	C	3999	.55	.35	.06	.55	.04	.00	.00	.22	-.09	-.15	.22	-.15
FT	690245	B	3797	.84	.06	.84	.05	.05	.00	.00	.39	-.23	.39	-.23	-.17
FT	690246	C	5082	.70	.07	.11	.70	.12	.00	.00	.43	-.23	-.19	.43	-.24
FT	690247	C	4055	.72	.14	.08	.72	.06	.00	.00	.18	-.01	-.22	.18	-.07
FT	690248	B	5090	.51	.14	.51	.18	.18	.00	.00	.40	-.11	.40	-.33	-.09
FT	690249	B	5289	.56	.06	.56	.29	.09	.00	.00	.44	-.28	.44	-.19	-.22

Nebraska State Accountability 2014 Technical Report

Grade 8 Science

GENERAL			COUNTS	PROPORTIONS							CORRELATIONS				
Type	Item ID	Key	N	P-Value	A	B	C	D	-	*	Total	A	B	C	D
FT	690250	D	3960	.85	.05	.05	.06	.85	.00	.00	.38	-.22	-.22	-.17	.38
FT	690251	C	4568	.62	.13	.11	.62	.14	.00	.00	.34	-.12	-.17	.34	-.21
FT	690252	C	3676	.53	.17	.08	.53	.22	.00	.00	.32	-.19	-.23	.32	-.05
FT	690253	C	4103	.59	.24	.09	.59	.08	.00	.00	.20	-.02	-.20	.20	-.13
FT	690254	B	4138	.40	.25	.40	.33	.03	.00	.00	.34	-.11	.34	-.22	-.11
FT	690255	C	5139	.81	.03	.08	.81	.07	.00	.00	.51	-.25	-.27	.51	-.30
FT	690257	D	3940	.05	.27	.57	.10	.05	.00	.00	-.13	-.03	.20	-.19	-.13
FT	690258	B	4052	.90	.02	.90	.03	.05	.00	.00	.42	-.22	.42	-.21	-.26
FT	690259	D	3997	.88	.02	.04	.06	.88	.00	.00	.34	-.19	-.18	-.21	.34
FT	690260	B	4173	.66	.16	.66	.11	.07	.00	.00	.55	-.31	.55	-.20	-.32
FT	690261	A	4488	.84	.84	.08	.06	.02	.00	.00	.33	.33	-.21	-.15	-.18
FT	690262	C	5223	.79	.04	.04	.79	.13	.00	.00	.49	-.28	-.26	.49	-.27
FT	690263	D	4071	.79	.04	.13	.03	.79	.00	.00	.48	-.23	-.31	-.23	.48
FT	690264	B	4152	.86	.02	.86	.10	.03	.00	.00	.36	-.21	.36	-.23	-.17
FT	690265	D	4056	.78	.11	.05	.06	.78	.00	.00	.31	-.18	-.19	-.14	.31
FT	690267	C	4516	.59	.17	.12	.59	.12	.00	.00	.31	-.25	-.12	.31	-.06
FT	690268	D	4197	.68	.13	.10	.09	.68	.00	.00	.38	-.17	-.20	-.21	.38
FT	690269	D	4466	.17	.19	.41	.22	.17	.00	.00	.24	.05	-.31	.10	.24
FT	690270	D	5077	.68	.04	.08	.20	.68	.00	.00	.50	-.25	-.30	-.25	.50
FT	690271	D	4580	.41	.28	.21	.10	.41	.00	.00	.30	-.01	-.24	-.16	.30
FT	690272	D	4046	.32	.32	.14	.23	.32	.00	.00	.37	-.28	-.03	-.07	.37

Grade 11

Grade 11 Science

GENERAL			COUNTS	PROPORTIONS							CORRELATIONS				
Type	Item ID	Key	N	P-Value	A	B	C	D	-	*	Total	A	B	C	D
OP	635172	D	20946	.57	.10	.22	.11	.57	.00	.00	.37	-.18	-.20	-.14	.37
OP	635180	D	20946	.61	.18	.10	.11	.61	.00	.00	.41	-.15	-.24	-.22	.41
OP	635187	A	20946	.70	.70	.07	.16	.07	.00	.00	.29	.29	-.18	-.15	-.12
OP	635189	D	20946	.67	.05	.21	.07	.67	.00	.00	.31	-.19	-.14	-.17	.31
OP	635192	D	20946	.59	.24	.04	.12	.59	.00	.00	.48	-.22	-.21	-.30	.48
OP	635211	A	20946	.71	.71	.07	.12	.10	.00	.00	.22	.22	-.06	-.16	-.10
OP	635216	C	20946	.71	.06	.17	.71	.06	.00	.00	.19	-.18	-.05	.19	-.09
OP	635218	C	20946	.62	.17	.07	.62	.13	.00	.00	.32	-.11	-.30	.32	-.10
OP	635237	D	20946	.57	.09	.17	.17	.57	.00	.00	.32	-.12	-.08	-.24	.32
OP	635241	A	20946	.75	.75	.01	.22	.01	.00	.00	.38	.38	-.19	-.31	-.11
OP	635247	A	20946	.65	.65	.29	.03	.03	.00	.00	.32	.32	-.27	-.13	-.05
OP	635257	A	20946	.55	.55	.18	.08	.19	.00	.00	.20	.20	-.11	-.13	-.05
OP	635259	A	20946	.55	.55	.25	.08	.12	.00	.00	.40	.40	-.23	-.15	-.17

Nebraska State Accountability 2014 Technical Report

Grade 11 Science

GENERAL			COUNTS	PROPORTIONS							CORRELATIONS				
Type	Item ID	Key	N	P-Value	A	B	C	D	-	*	Total	A	B	C	D
OP	635271	A	20946	.67	.67	.12	.17	.04	.00	.00	.36	.36	-.10	-.29	-.14
OP	635278	C	20946	.80	.09	.06	.80	.04	.00	.00	.42	-.22	-.26	.42	-.19
OP	635280	D	20946	.48	.24	.10	.18	.48	.00	.00	.43	-.05	-.26	-.30	.43
OP	635285	D	20946	.53	.15	.11	.21	.53	.00	.00	.30	-.05	-.20	-.17	.30
OP	635287	C	20946	.82	.06	.09	.82	.03	.00	.00	.48	-.22	-.32	.48	-.22
OP	635493	C	20946	.69	.12	.12	.69	.07	.00	.00	.37	-.17	-.25	.37	-.11
OP	635498	D	20946	.65	.09	.13	.13	.65	.00	.00	.48	-.22	-.26	-.23	.48
OP	635499	C	20946	.80	.08	.09	.80	.03	.00	.00	.45	-.31	-.21	.45	-.20
OP	635501	D	20946	.82	.05	.04	.09	.82	.00	.00	.43	-.27	-.26	-.19	.43
OP	635502	C	20946	.75	.04	.15	.75	.06	.00	.00	.45	-.24	-.29	.45	-.18
OP	635506	B	20946	.66	.06	.66	.22	.06	.00	.00	.34	-.22	.34	-.16	-.17
OP	635516	B	20946	.66	.19	.66	.02	.12	.00	.00	.19	-.08	.19	-.13	-.12
OP	635520	B	20946	.61	.04	.61	.12	.24	.00	.00	.36	-.15	.36	-.28	-.13
OP	635525	C	20946	.40	.53	.04	.40	.02	.00	.00	.38	-.23	-.23	.38	-.16
OP	635528	B	20946	.69	.08	.69	.18	.04	.00	.00	.40	-.15	.40	-.30	-.12
OP	635544	C	20946	.72	.09	.07	.72	.12	.00	.00	.49	-.21	-.28	.49	-.26
OP	635552	B	20946	.76	.06	.76	.15	.04	.00	.00	.37	-.24	.37	-.18	-.19
OP	635558	C	20946	.63	.06	.18	.63	.13	.00	.00	.45	-.21	-.25	.45	-.20
OP	635566	A	20946	.35	.35	.10	.48	.07	.00	.00	.26	.26	.07	-.24	-.08
OP	636026	A	20946	.72	.72	.08	.15	.04	.00	.00	.53	.53	-.28	-.33	-.19
OP	636039	C	20946	.91	.03	.04	.91	.01	.00	.00	.32	-.13	-.23	.32	-.18
OP	636041	B	20946	.70	.16	.70	.08	.06	.00	.00	.39	-.22	.39	-.29	-.06
OP	636044	D	20946	.79	.01	.18	.01	.79	.00	.00	.34	-.15	-.27	-.13	.34
OP	647169	B	20946	.63	.15	.63	.15	.07	.00	.00	.39	-.20	.39	-.24	-.11
OP	647171	D	20946	.76	.09	.06	.09	.76	.00	.00	.47	-.26	-.24	-.24	.47
OP	647179	D	20946	.48	.11	.19	.21	.48	.00	.00	.39	-.11	-.12	-.28	.39
OP	647182	A	20946	.75	.75	.07	.09	.09	.00	.00	.43	.43	-.25	-.30	-.12
OP	647183	C	20946	.72	.08	.06	.72	.15	.00	.00	.48	-.25	-.25	.48	-.26
OP	647194	D	20946	.91	.03	.03	.03	.91	.00	.00	.43	-.22	-.26	-.24	.43
OP	647196	A	20946	.56	.56	.20	.05	.19	.00	.00	.27	.27	-.12	-.20	-.10
OP	647201	C	20946	.61	.03	.31	.61	.05	.00	.00	.25	-.06	-.19	.25	-.10
OP	647207	A	20946	.88	.88	.04	.06	.03	.00	.00	.38	.38	-.23	-.26	-.13
OP	647221	B	20946	.85	.04	.85	.07	.03	.00	.00	.46	-.25	.46	-.29	-.18
OP	661329	C	20946	.80	.07	.10	.80	.02	.00	.00	.37	-.09	-.32	.37	-.18
OP	661331	D	20946	.88	.03	.04	.05	.88	.00	.00	.45	-.19	-.29	-.24	.45
OP	661333	D	20946	.52	.07	.10	.31	.52	.00	.00	.36	-.11	-.15	-.22	.36
OP	661334	C	20946	.75	.03	.14	.75	.08	.00	.00	.31	-.21	-.09	.31	-.25
OP	661339	B	20946	.61	.11	.61	.09	.19	.00	.00	.36	-.11	.36	-.31	-.13
OP	661349	B	20946	.56	.08	.56	.08	.28	.00	.00	.30	-.12	.30	-.24	-.11
OP	661351	D	20946	.81	.05	.06	.08	.81	.00	.00	.52	-.25	-.29	-.29	.52

Nebraska State Accountability 2014 Technical Report

Grade 11 Science

GENERAL			COUNTS	PROPORTIONS							CORRELATIONS				
Type	Item ID	Key	N	P-Value	A	B	C	D	-	*	Total	A	B	C	D
OP	661354	C	20946	.66	.14	.12	.66	.08	.00	.00	.35	-.09	-.24	.35	-.18
OP	661355	D	20946	.41	.14	.36	.09	.41	.00	.00	.42	-.16	-.22	-.16	.42
OP	661357	D	20946	.57	.16	.20	.07	.57	.00	.00	.46	-.15	-.26	-.26	.46
OP	661359	B	20946	.89	.03	.89	.01	.07	.00	.00	.35	-.17	.35	-.18	-.24
OP	661363	C	20946	.55	.17	.11	.55	.17	.00	.00	.32	-.19	-.23	.32	-.04
OP	661370	B	20946	.44	.40	.44	.13	.02	.00	.00	.29	-.12	.29	-.17	-.18
OP	661375	B	20946	.62	.05	.62	.20	.13	.00	.00	.26	-.22	.26	-.16	-.03
FT	690273	B	3729	.87	.06	.87	.05	.02	.00	.00	.46	-.27	.46	-.26	-.21
FT	690274	D	3936	.46	.12	.25	.16	.46	.00	.00	.25	-.13	-.07	-.13	.25
FT	690275	C	3869	.51	.23	.17	.51	.09	.00	.00	.15	.03	-.11	.15	-.16
FT	690278	D	4586	.62	.18	.08	.12	.62	.00	.00	.55	-.20	-.29	-.35	.55
FT	690279	A	4527	.71	.71	.07	.17	.05	.00	.00	.36	.36	-.27	-.11	-.24
FT	690280	A	3550	.44	.44	.25	.07	.25	.00	.00	.34	.34	-.30	-.10	-.03
FT	690281	A	4653	.56	.56	.12	.25	.07	.00	.00	.28	.28	-.17	-.08	-.19
FT	690282	A	4535	.31	.31	.21	.35	.12	.00	.00	.10	.10	.05	-.03	-.15
FT	690283	B	4519	.52	.04	.52	.29	.15	.00	.00	.09	-.27	.09	.02	.01
FT	690284	A	4139	.66	.66	.14	.04	.16	.00	.00	.41	.41	-.26	-.14	-.21
FT	690287	B	4110	.19	.18	.19	.47	.16	.00	.00	.08	-.03	.08	.00	-.06
FT	690288	C	3813	.78	.09	.04	.78	.09	.00	.00	.34	-.14	-.19	.34	-.23
FT	690289	B	3803	.41	.10	.41	.16	.33	.00	.00	.10	-.02	.10	-.18	.05
FT	690290	B	3912	.99	.01	.99	.00	.00	.00	.00	.24	-.16	.24	-.14	-.10
FT	690291	C	4664	.66	.10	.16	.66	.08	.00	.00	.37	-.23	-.11	.37	-.23
FT	690292	A	4665	.61	.61	.10	.15	.14	.00	.00	.41	.41	-.22	-.20	-.18
FT	690293	A	4024	.42	.42	.32	.09	.18	.00	.00	.17	.17	.04	-.23	-.11
FT	690295	A	4252	.83	.83	.03	.12	.02	.00	.00	.37	.37	-.27	-.22	-.15
FT	690296	D	4096	.12	.41	.25	.21	.12	.00	.00	.01	-.07	.03	.04	.01
FT	690297	C	4100	.44	.07	.35	.44	.14	.00	.00	.37	-.30	-.22	.37	-.01
FT	690298	C	4471	.50	.32	.13	.50	.05	.00	.00	.20	.05	-.30	.20	-.11
FT	690299	A	4129	.61	.61	.11	.24	.05	.00	.00	.36	.36	-.24	-.15	-.17
FT	690300	B	4425	.26	.03	.26	.37	.34	.00	.00	.10	-.25	.10	-.20	.21
FT	690302	A	4575	.82	.82	.03	.11	.03	.00	.00	.43	.43	-.26	-.24	-.23
FT	690303	C	3948	.85	.10	.04	.85	.01	.00	.00	.38	-.27	-.20	.38	-.15
FT	690304	C	4212	.66	.25	.02	.66	.06	.00	.00	.49	-.32	-.19	.49	-.26
FT	690305	C	4638	.26	.14	.15	.26	.45	.00	.00	.10	-.05	-.20	.10	.10
FT	690306	B	3639	.82	.05	.82	.05	.08	.00	.00	.51	-.26	.51	-.27	-.29
FT	690307	B	4076	.57	.10	.57	.16	.17	.00	.00	.25	-.13	.25	-.17	-.06
FT	690308	C	3837	.63	.08	.12	.63	.18	.00	.00	.29	-.14	-.29	.29	-.03
FT	690310	A	4667	.77	.77	.03	.03	.17	.00	.00	.42	.42	-.27	-.27	-.23
FT	690312	B	4625	.56	.06	.56	.09	.28	.00	.00	.44	-.20	.44	-.25	-.22
FT	690313	D	3576	.42	.12	.11	.35	.42	.00	.00	.29	-.19	-.22	-.03	.29

Nebraska State Accountability 2014 Technical Report

Grade 11 Science

GENERAL			COUNTS	PROPORTIONS							CORRELATIONS				
Type	Item ID	Key	N	P-Value	A	B	C	D	-	*	Total	A	B	C	D
FT	690314	A	4677	.50	.50	.26	.10	.13	.00	.00	.25	.25	-.07	-.03	-.26
FT	690315	B	3995	.74	.06	.74	.13	.07	.00	.00	.42	-.18	.42	-.32	-.13
FT	690317	B	3930	.19	.05	.19	.17	.59	.00	.00	.19	-.18	.19	-.07	-.01
FT	690318	B	3815	.31	.22	.31	.36	.11	.00	.00	.23	-.08	.23	-.13	-.03
FT	690319	B	3835	.81	.08	.81	.05	.07	.00	.00	.36	-.13	.36	-.25	-.21
FT	690320	A	4011	.61	.61	.12	.15	.12	.00	.00	.28	.28	-.17	.01	-.26
FT	690321	C	4140	.37	.12	.34	.37	.17	.00	.00	.23	-.28	.03	.23	-.09
FT	690322	C	4428	.79	.07	.09	.79	.05	.00	.00	.45	-.27	-.24	.45	-.22
FT	690323	B	4011	.31	.40	.31	.23	.06	.00	.00	.15	-.19	.15	.03	.06
FT	690324	C	4524	.36	.12	.30	.36	.22	.00	.00	.25	-.14	-.12	.25	-.04
FT	690325	C	3983	.30	.27	.20	.30	.23	.00	.00	-.02	.00	.01	-.02	.02
FT	690326	D	4452	.48	.24	.11	.16	.48	.00	.00	.20	-.19	-.10	.04	.20
FT	690327	B	4098	.52	.33	.52	.12	.04	.00	.00	.21	.06	.21	-.29	-.21
FT	690328	A	4534	.62	.62	.23	.06	.08	.00	.00	.44	.44	-.22	-.28	-.19
FT	690330	D	4548	.17	.29	.28	.26	.17	.00	.00	.07	.16	.04	-.26	.07
FT	690331	C	3993	.67	.20	.06	.67	.08	.00	.00	.31	-.09	-.28	.31	-.17
FT	690333	D	4076	.72	.09	.08	.11	.72	.00	.00	.42	-.21	-.21	-.23	.42

APPENDIX I: OVERVIEW OF RASCH MEASUREMENT

Most psychometricians agree that, when possible, the Rasch model is the preferred approach to manage the assessment and reporting processes (Rasch, 1960; Wright & Stone, 1979; Smith & Smith, 2004; Mead, 2008). For non-statisticians, the most compelling reasons may be that the Rasch model:

- is simple to apply, and
- preserves the number-correct ordering.

Simplicity makes the methods (relatively) easy to explain and the results to interpret. The results are straightforward and readily defended in front of administrators, parents, educators, and courts. And nontrivially, the simplicity helps meet the increasingly demanding time lines for reporting.

With number-correct scoring, students with more correct responses are always considered more proficient than students with fewer correct. This is intuitively obvious, based on more than a century of experience using and interpreting such scores.

For statisticians, the attractions of the Rasch model are more esoteric, including:

- an interval scale of measurement,
- meaningful estimates of the standard errors at each raw score, and,
- simple sufficient statistics for person and item parameters.

The interval scale makes it possible to construct a ruler and place the students and the items on the same ruler, along with any performance expectations or normative information. A difference of, say, 10 scale score units will have the same meaning at any point along the scale and will have the same implications when comparing a student to earlier assessments, to an item, to normative information, to expectations, to a growth target, or to another student.

The sufficient statistics are essential to the simplicity. They make it possible to derive estimation equations for person parameters that do not involve the item parameters and for the item parameters that do not involve person parameters. It does not matter which items are used for the assessment or which students are used for the calibration, given the items are appropriate for the students.

Still more compelling, once the sufficient statistics have been extracted, there is nothing remaining in the data that is directly relevant to the measurement. Any residual information can be used to control and monitor the model. The residuals contain diagnostic information about the student's performance on specific items or clusters of items.

The model does, however, place special demands on the item development and test construction processes. In essence, the model requires that all items, while imperfect, be equally valid and reliable instances of the construct. When sufficient care is taken in item and test development, most achievement test data can adequately satisfy the demands of the model and help realize its advantages of valid measurement, quality control, and effective, timely reporting.

The Rasch Philosophy of Measurement

George Rasch (1960), to derive data that he considered worthy of the name measurement, reasoned that the interaction between the person and the item must be governed by a single person parameter (ability) and a single item parameter (difficulty). If person *A* has more ability than person *B*, then *A* is more likely than *B* to answer any item correctly. If item *i* is more difficult than item *j*, then any person is less likely to answer item *i* correctly. These two common sense assertions are axiomatic to Rasch Measurement and must hold regardless of any other characteristics of the people or the items.

This reasoning led Rasch to the simple logistic model, which had several very useful and closely related properties touched on above (Rasch, 1960, 1977):

- *Simplicity*, which allows straightforward calculations, ready communication, and interpretation of the measures (Wright & Stone, 1979),
- *Separability* of the model parameters (Rasch, 1960),
- *Sufficiency* that does not involve the parameters (Andersen, 1977),
- *Specific objectivity*, sometimes called *person-free[d]* calibration and *item-free[d]* measurement (Wright, 1968), and

Specific objectivity means that the estimation equations for ability do not involve the difficulty parameters, and the equations for difficulty do not involve the ability parameters. Specific objectivity is possible when *sufficient statistics* for the parameters exist. The sufficient statistics exist because the parameters are *separable* in the model.

In practical terms, the students can be ordered on the measurement continuum by their number correct scores and the items can be ordered on the same continuum by the number of correct responses. No other information is necessary for the measurement and anything remaining in the data can be used to control and monitor fit to the model. Specific objectivity is the cornerstone of the Rasch family of measurement models (Wright & Mok, 1980).

THE MODEL FOR MEASUREMENT

Dichotomous Items

Multiple-choice items (MC) are calibrated using the most familiar form of the model (Rasch, 1960; Wright & Panchapakesan, 1969; Wright & Stone 1979; Andrich, 1988; Fischer & Molenaar, 1995; Smith & Smith, 2004). The Rasch model applicable to dichotomously scored items, given person ability and item difficulty, can be seen in the basic statement of the model.

The probability of success for a person with ability β_v on an item with difficulty δ_i is a function of the difference between the ability of the person and the difficulty of the item; mathematically:

$$1. \quad P(\text{right} \mid \beta_v, \delta_i) = \frac{e^{\beta_v - \delta_i}}{1 + e^{\beta_v - \delta_i}} = \frac{B_v}{B_v + \Delta_i}, \text{ where } B_v = e^{\beta_v} \text{ and } \Delta_i = e^{\delta_i}.$$

This is the probability of scoring one rather than zero on an item for which those are the only possibilities. This expression results in the familiar S-shaped curve relating the ability-difficulty metric to number correct score. Its simplicity makes it especially suited for educational assessment by drawing a clear distinction between the information (captured in the parameter estimates by the sufficient statistics) relevant to estimating the ability property that all examinees share and the information relevant to describing unique characteristics of individuals.

The model returns the identical estimated ability for every student with the same number correct score on a form. In the estimation phase, there is no distinction between the student who passes the easy item and misses the difficult items and the student who misses the easy items and passes the difficult ones. At the control and diagnostic stage, there is a great deal of difference between the two situations. In the first, there is a very clear statement of the person's true location on the construct; in the second, there are two very different statements when the two halves of the test are viewed separately.

This is the stage at which Rasch focuses his concern for the control of the model. The model itself provides a probability statement about any outcome. Typically, one examines the residuals, which can be expressed as the odds against the observed response. When these are collected and dissected, the conclusion for the first student would be nothing surprising occurred; for the second student, most of the responses were surprising. This diagnostic information can be put to good use when reporting and interpreting the test scores.

The strong measurement model is the instrument for understanding the scores, whether it concludes the student was accurately and validly measured or not. It will help lead the teacher and students to the most appropriate next steps.

CALIBRATION: ESTIMATING ITEM DIFFICULTIES

DRC uses the Rasch measurement model to estimate the student proficiencies and to control the assessment process. The model provides straightforward algorithms to compute ability estimates on a unidimensional, equal-interval scale of measurement from the number correct scores.

WINSTEPS (2012) implements the joint maximum likelihood estimation procedure (Linacre, 2012) for estimating item difficulties. This calibration software is commercially available and widely used in the testing industry. In addition to performing item calibration and ability estimation, the capabilities of the WINSTEPS program will be utilized to assess unidimensionality, item interdependence, and other deviations from the model. The program also has several options for exploring the person-item residual matrix (Mead, 1976, 2008; Ludlow 1986; Smith, 2000).

In the simplest formulation, estimating either the item difficulty or the person ability involves solving the fundamental equation that states the observed score must equal the expected score. For example, the ability estimate for a person who scores r on a set of L items is derived from:

$$2. \quad r_v = \sum_{i=1}^L \sum_{k=0}^{m_i} k \hat{P}_{vik}, \text{ where } \hat{P}_{vik} \text{ is defined by (1) with estimates replacing the parameters.}$$

Rasch calibration and scaling have become relatively routine operations. Members of the DRC psychometric staff have been instrumental in the development of the Rasch model and its application over several decades and are intimately familiar with the software for its application.

Appendix J: Reading, Mathematics, and Science Operational Form Calibration Summaries

Winsteps Table 3.1 Interpretation Guide

Tables in this Appendix are taken directly from the Winsteps output file and summarize calibration run of each form for each grade.

Grade 3

Number of students

Number of Items

Items are dichotomous

TABLE 3.1 NESA Grade 3 Reading FT 2009 ZOU508WB.TXT Jun 12 15:53 2009
 INPUT: 12420 STUDENTS 210 Readings MEASURED: 2134 STUDENTS 42 Readings 2 CATS

SUMMARY OF 2130 MEASURED (NON-EXTREME) STUDENTS

	RAW SCORE	COUNT	MEASURE	MODEL ERROR	INFIT		OUTFIT	
					MNSQ	ZSTD	MNSQ	ZSTD
MEAN	27.6	42.0	.93	.41	.99	.1	.99	.1
S.D.	7.9	.0	1.18	.10	.17	.9	.45	1.1
MAX.	41.0	42.0	4.33	1.04	1.65	4.0	9.13	5.0
MIN.	4.0	42.0	-2.65	.34	.58	-2.6	.10	-1.9
REAL RMSE	.43	ADJ.SD	1.09	SEPARATION	2.53	STUDEN RELIABILITY	.86	
MODEL RMSE	.42	ADJ.SD	1.10	SEPARATION	2.61	STUDEN RELIABILITY	.87	
S.E. OF STUDENT MEAN	= .03							

Student mean logit relative to the form

Fit "Z" should have mean = 0 and SD = 1

Form Reliability*

*Form Reliability run in Winsteps is run on an anchored file

Reading

Grade 3

TABLE 3.1 C:\temp\WinStep\NE2014\re03.dat re03o.out Jun 19 10:54 2014
 INPUT: 22535 PERSON 45 ITEM REPORTED: 22535 PERSON 45 ITEM 2 CATS WINSTEPS 3.80.1

SUMMARY OF 22333 MEASURED (NON-EXTREME) PERSON

	TOTAL			MODEL	INFIT		OUTFIT	
	SCORE	COUNT	MEASURE	ERROR	MNSQ	ZSTD	MNSQ	ZSTD
MEAN	30.3	45.0	.4795	.3925	1.01	.1	1.00	.1
S.D.	8.7	.5	1.1416	.1291	.08	.7	.19	.8
MAX.	44.0	45.0	3.4727	1.0342	1.34	3.5	3.05	3.5
MIN.	2.0	20.0	-3.7250	.3107	.74	-3.2	.32	-3.0
REAL RMSE	.4192	TRUE SD	1.0619	SEPARATION	2.53	PERSON RELIABILITY	.87	
MODEL RMSE	.4132	TRUE SD	1.0642	SEPARATION	2.58	PERSON RELIABILITY	.87	
S.E. OF PERSON MEAN	= .0076							

Grade 4

TABLE 3.1 C:\temp\WinStep\NE2014\re04.dat re04o.out Jun 19 10:55 2014
 INPUT: 22739 PERSON 45 ITEM REPORTED: 22739 PERSON 45 ITEM 2 CATS WINSTEPS 3.80.1

SUMMARY OF 22584 MEASURED (NON-EXTREME) PERSON

	TOTAL			MODEL	INFIT		OUTFIT	
	SCORE	COUNT	MEASURE	ERROR	MNSQ	ZSTD	MNSQ	ZSTD
MEAN	31.2	45.0	.4345	.4021	1.01	.1	1.00	.1
S.D.	8.3	.2	1.1381	.1254	.10	.7	.27	.8
MAX.	44.0	45.0	3.3915	1.0241	1.50	4.0	5.87	3.9
MIN.	1.0	21.0	-4.7602	.3189	.67	-3.4	.33	-3.3
REAL RMSE	.4287	TRUE SD	1.0542	SEPARATION	2.46	PERSON RELIABILITY	.86	
MODEL RMSE	.4212	TRUE SD	1.0573	SEPARATION	2.51	PERSON RELIABILITY	.86	
S.E. OF PERSON MEAN	= .0076							

Grade 5

TABLE 3.1 C:\temp\WinStep\NE2014\re05.dat re05o.out Jun 19 10:55 2014
 INPUT: 22301 PERSON 48 ITEM REPORTED: 22301 PERSON 48 ITEM 2 CATS WINSTEPS 3.80.1

SUMMARY OF 22176 MEASURED (NON-EXTREME) PERSON

	TOTAL			MODEL	INFIT		OUTFIT	
	SCORE	COUNT	MEASURE	ERROR	MNSQ	ZSTD	MNSQ	ZSTD
MEAN	32.7	48.0	.5238	.3858	1.02	.2	1.02	.2
S.D.	9.3	.4	1.1580	.1249	.09	.7	.22	.8
MAX.	47.0	48.0	3.5604	1.0193	1.39	4.0	4.51	4.0
MIN.	1.0	23.0	-4.5473	.3025	.72	-3.2	.31	-3.1
REAL RMSE	.4128	TRUE SD	1.0819	SEPARATION	2.62	PERSON RELIABILITY	.87	
MODEL RMSE	.4055	TRUE SD	1.0847	SEPARATION	2.68	PERSON RELIABILITY	.88	
S.E. OF PERSON MEAN	= .0078							

Nebraska State Accountability 2014 Technical Report

Grade 6

TABLE 3.1 C:\temp\WinStep\NE2014\re06.dat re06o.out Jun 19 10:55 2014
INPUT: 22093 PERSON 48 ITEM REPORTED: 22093 PERSON 48 ITEM 2 CATS WINSTEPS 3.80.1

SUMMARY OF 21939 MEASURED (NON-EXTREME) PERSON

	TOTAL			MODEL	INFIT		OUTFIT	
	SCORE	COUNT	MEASURE	ERROR	MNSQ	ZSTD	MNSQ	ZSTD
MEAN	33.0	48.0	.4828	.3890	1.02	.2	1.01	.1
S.D.	8.8	.4	1.1444	.1246	.10	.7	.25	.8
MAX.	47.0	48.0	3.5361	1.0230	1.53	3.7	4.15	4.1
MIN.	2.0	24.0	-4.0497	.3095	.70	-3.0	.35	-2.9
REAL RMSE	.4168	TRUE SD	1.0658	SEPARATION	2.56	PERSON RELIABILITY	.87	
MODEL RMSE	.4084	TRUE SD	1.0691	SEPARATION	2.62	PERSON RELIABILITY	.87	
S.E. OF PERSON MEAN	= .0077							

Grade 7

TABLE 3.1 C:\temp\WinStep\NE2014\re07.dat re07o.out Jun 19 10:55 2014
INPUT: 21829 PERSON 48 ITEM REPORTED: 21829 PERSON 48 ITEM 2 CATS WINSTEPS 3.80.1

SUMMARY OF 21515 MEASURED (NON-EXTREME) PERSON

	TOTAL			MODEL	INFIT		OUTFIT	
	SCORE	COUNT	MEASURE	ERROR	MNSQ	ZSTD	MNSQ	ZSTD
MEAN	32.8	48.0	.5860	.3992	1.00	.0	.98	.0
S.D.	9.8	.7	1.2521	.1452	.09	.7	.21	.8
MAX.	47.0	48.0	3.5786	1.0212	1.40	3.5	3.67	3.5
MIN.	1.0	24.0	-4.5805	.3032	.72	-3.6	.29	-3.2
REAL RMSE	.4312	TRUE SD	1.1755	SEPARATION	2.73	PERSON RELIABILITY	.88	
MODEL RMSE	.4248	TRUE SD	1.1779	SEPARATION	2.77	PERSON RELIABILITY	.88	
S.E. OF PERSON MEAN	= .0085							

Grade 8

TABLE 3.1 C:\temp\WinStep\NE2014\re08.dat re08o.out Jun 19 10:55 2014
INPUT: 21708 PERSON 50 ITEM REPORTED: 21708 PERSON 50 ITEM 2 CATS WINSTEPS 3.80.1

SUMMARY OF 21644 MEASURED (NON-EXTREME) PERSON

	TOTAL			MODEL	INFIT		OUTFIT	
	SCORE	COUNT	MEASURE	ERROR	MNSQ	ZSTD	MNSQ	ZSTD
MEAN	34.7	50.0	.3317	.3754	1.01	.2	.99	.1
S.D.	9.2	.8	1.0928	.1070	.09	.7	.21	.8
MAX.	49.0	50.0	3.3797	1.0294	1.55	3.8	3.19	4.1
MIN.	1.0	25.0	-4.8924	.3004	.71	-3.2	.34	-3.1
REAL RMSE	.3970	TRUE SD	1.0181	SEPARATION	2.56	PERSON RELIABILITY	.87	
MODEL RMSE	.3904	TRUE SD	1.0206	SEPARATION	2.61	PERSON RELIABILITY	.87	
S.E. OF PERSON MEAN	= .0074							

Grade 11

TABLE 3.1 C:\temp\WinStep\NE2014\re11.dat rello.out Jun 19 10:55 2014
 INPUT: 20984 PERSON 50 ITEM REPORTED: 20984 PERSON 50 ITEM 2 CATS WINSTEPS 3.80.1

SUMMARY OF 20857 MEASURED (NON-EXTREME) PERSON

	TOTAL SCORE	COUNT	MEASURE	MODEL ERROR	INFIT		OUTFIT	
					MNSQ	ZSTD	MNSQ	ZSTD
MEAN	34.3	50.0	.2477	.3811	1.00	.1	.98	.0
S.D.	10.0	1.0	1.1779	.1245	.08	.6	.18	.7
MAX.	49.0	50.0	3.2761	1.0287	1.38	4.0	3.12	3.8
MIN.	1.0	25.0	-4.8839	.2952	.75	-3.3	.30	-3.0
REAL RMSE	.4060	TRUE SD	1.1057	SEPARATION	2.72	PERSON RELIABILITY		.88
MODEL RMSE	.4009	TRUE SD	1.1075	SEPARATION	2.76	PERSON RELIABILITY		.88
S.E. OF PERSON MEAN = .0082								

Mathematics**Grade 3**

TABLE 3.1 C:\temp\WinStep\NE2014\ma03.dat ma03o.out Jun 19 10:54 2014
 INPUT: 22617 PERSON 50 ITEM REPORTED: 22617 PERSON 50 ITEM 2 CATS WINSTEPS 3.80.1

SUMMARY OF 22484 MEASURED (NON-EXTREME) PERSON

	TOTAL SCORE	COUNT	MEASURE	MODEL ERROR	INFIT		OUTFIT	
					MNSQ	ZSTD	MNSQ	ZSTD
MEAN	33.8	50.0	.3161	.3799	1.01	.1	1.02	.2
S.D.	9.8	.3	1.1918	.1213	.10	.7	.25	.8
MAX.	49.0	50.0	3.4775	1.0218	1.42	3.6	4.54	3.9
MIN.	1.0	25.0	-4.8336	.2999	.71	-3.1	.23	-3.0
REAL RMSE	.4062	TRUE SD	1.1204	SEPARATION	2.76	PERSON RELIABILITY		.88
MODEL RMSE	.3988	TRUE SD	1.1230	SEPARATION	2.82	PERSON RELIABILITY		.89
S.E. OF PERSON MEAN = .0079								

Grade 4

TABLE 3.1 C:\temp\WinStep\NE2014\ma04.dat ma04o.out Jun 19 10:54 2014
 INPUT: 22830 PERSON 55 ITEM REPORTED: 22830 PERSON 55 ITEM 2 CATS WINSTEPS 3.80.1

SUMMARY OF 22570 MEASURED (NON-EXTREME) PERSON

	TOTAL SCORE	COUNT	MEASURE	MODEL ERROR	INFIT		OUTFIT	
					MNSQ	ZSTD	MNSQ	ZSTD
MEAN	38.3	55.0	.3784	.3757	1.00	.1	1.01	.1
S.D.	11.0	.4	1.2294	.1416	.07	.6	.22	.7
MAX.	54.0	55.0	3.4011	1.0170	1.36	4.1	5.17	4.3
MIN.	1.0	27.0	-4.9373	.2812	.76	-3.2	.50	-3.2
REAL RMSE	.4058	TRUE SD	1.1605	SEPARATION	2.86	PERSON RELIABILITY		.89
MODEL RMSE	.4015	TRUE SD	1.1620	SEPARATION	2.89	PERSON RELIABILITY		.89
S.E. OF PERSON MEAN = .0082								

Grade 5

TABLE 3.1 C:\temp\WinStep\NE2014\ma05.dat ma05o.out Jun 19 10:54 2014
 INPUT: 22356 PERSON 55 ITEM REPORTED: 22356 PERSON 55 ITEM 2 CATS WINSTEPS 3.80.1

SUMMARY OF 22163 MEASURED (NON-EXTREME) PERSON

	TOTAL SCORE	COUNT	MEASURE	MODEL ERROR	INFIT		OUTFIT	
					MNSQ	ZSTD	MNSQ	ZSTD
MEAN	37.4	55.0	.3407	.3677	1.01	.1	1.01	.1
S.D.	10.7	.4	1.2136	.1290	.10	.7	.24	.9
MAX.	54.0	55.0	3.5727	1.0280	1.42	4.3	4.20	4.4
MIN.	1.0	28.0	-4.9487	.2852	.69	-3.5	.20	-3.2
REAL RMSE	.3971	TRUE SD	1.1468	SEPARATION	2.89	PERSON RELIABILITY	.89	
MODEL RMSE	.3896	TRUE SD	1.1493	SEPARATION	2.95	PERSON RELIABILITY	.90	
S.E. OF PERSON MEAN	= .0082							

Grade 6

TABLE 3.1 C:\temp\WinStep\NE2014\ma06.dat ma06o.out Jun 19 10:54 2014
 INPUT: 22161 PERSON 58 ITEM REPORTED: 22161 PERSON 58 ITEM 2 CATS WINSTEPS 3.80.1

SUMMARY OF 21983 MEASURED (NON-EXTREME) PERSON

	TOTAL SCORE	COUNT	MEASURE	MODEL ERROR	INFIT		OUTFIT	
					MNSQ	ZSTD	MNSQ	ZSTD
MEAN	39.3	58.0	.3022	.3601	1.01	.1	1.02	.2
S.D.	11.8	.5	1.2479	.1286	.09	.7	.26	.9
MAX.	57.0	58.0	3.5622	1.0191	1.40	4.4	5.43	4.4
MIN.	1.0	29.0	-5.0067	.2767	.74	-3.0	.23	-2.8
REAL RMSE	.3888	TRUE SD	1.1858	SEPARATION	3.05	PERSON RELIABILITY	.90	
MODEL RMSE	.3824	TRUE SD	1.1878	SEPARATION	3.11	PERSON RELIABILITY	.91	
S.E. OF PERSON MEAN	= .0084							

Grade 7

TABLE 3.1 C:\temp\WinStep\NE2014\ma07.dat ma07o.out Jun 19 10:54 2014
 INPUT: 21897 PERSON 58 ITEM REPORTED: 21897 PERSON 58 ITEM 2 CATS WINSTEPS 3.80.1

SUMMARY OF 21653 MEASURED (NON-EXTREME) PERSON

	TOTAL SCORE	COUNT	MEASURE	MODEL ERROR	INFIT		OUTFIT	
					MNSQ	ZSTD	MNSQ	ZSTD
MEAN	39.0	58.0	.3409	.3622	1.00	.1	.99	.1
S.D.	12.3	.6	1.2833	.1411	.07	.6	.19	.8
MAX.	57.0	58.0	3.5444	1.0156	1.29	3.6	3.63	3.7
MIN.	4.0	29.0	-2.9562	.2729	.76	-3.5	.33	-3.4
REAL RMSE	.3929	TRUE SD	1.2217	SEPARATION	3.11	PERSON RELIABILITY	.91	
MODEL RMSE	.3887	TRUE SD	1.2230	SEPARATION	3.15	PERSON RELIABILITY	.91	
S.E. OF PERSON MEAN	= .0087							

Grade 8

TABLE 3.1 C:\temp\WinStep\NE2014\ma08.dat ma08o.out Jun 19 10:54 2014
 INPUT: 21797 PERSON 60 ITEM REPORTED: 21797 PERSON 60 ITEM 2 CATS WINSTEPS 3.80.1

SUMMARY OF 21572 MEASURED (NON-EXTREME) PERSON

	TOTAL			MODEL		INFIT		OUTFIT	
	SCORE	COUNT	MEASURE	ERROR		MNSQ	ZSTD	MNSQ	ZSTD
MEAN	39.6	60.0	.2229	.3537		1.01	.2	.99	.1
S.D.	12.7	.9	1.2974	.1369		.08	.7	.20	.8
MAX.	59.0	60.0	3.5645	1.0286		1.48	3.9	6.32	3.9
MIN.	1.0	30.0	-5.0395	.2715		.74	-3.4	.32	-3.3
REAL RMSE	.3844	TRUE SD	1.2392	SEPARATION	3.22	PERSON	RELIABILITY	.91	
MODEL RMSE	.3792	TRUE SD	1.2408	SEPARATION	3.27	PERSON	RELIABILITY	.91	
S.E. OF PERSON MEAN	= .0088								

Grade 11

TABLE 3.1 C:\temp\WinStep\NE2014\ma11.dat mallo.out Jun 19 10:54 2014
 INPUT: 20963 PERSON 60 ITEM REPORTED: 20963 PERSON 60 ITEM 2 CATS WINSTEPS 3.80.1

SUMMARY OF 20804 MEASURED (NON-EXTREME) PERSON

	TOTAL			MODEL		INFIT		OUTFIT	
	SCORE	COUNT	MEASURE	ERROR		MNSQ	ZSTD	MNSQ	ZSTD
MEAN	39.2	60.0	.2078	.3507		.99	.0	.96	.0
S.D.	12.9	1.0	1.2925	.1338		.08	.8	.19	.9
MAX.	59.0	60.0	3.5758	1.0166		1.42	4.5	5.06	4.5
MIN.	2.0	30.0	-4.2631	.2702		.75	-3.2	.35	-3.1
REAL RMSE	.3793	TRUE SD	1.2356	SEPARATION	3.26	PERSON	RELIABILITY	.91	
MODEL RMSE	.3753	TRUE SD	1.2368	SEPARATION	3.30	PERSON	RELIABILITY	.92	
S.E. OF PERSON MEAN	= .0090								

Science**Grade 5**

TABLE 3.1 C:\temp\WinStep\NE2014\sc05.dat sc05o.out Jun 19 10:55 2014
 INPUT: 22356 PERSON 50 ITEM REPORTED: 22356 PERSON 50 ITEM 2 CATS WINSTEPS 3.80.1

SUMMARY OF 22249 MEASURED (NON-EXTREME) PERSON

	TOTAL			MODEL		INFIT		OUTFIT	
	SCORE	COUNT	MEASURE	ERROR		MNSQ	ZSTD	MNSQ	ZSTD
MEAN	34.6	50.0	.1720	.3745		1.01	.2	1.00	.1
S.D.	9.1	.4	1.0859	.1168		.08	.7	.20	.8
MAX.	49.0	50.0	3.2011	1.0201		1.48	3.8	4.57	3.9
MIN.	1.0	25.0	-5.0224	.2970		.74	-2.9	.32	-2.8
REAL RMSE	.3982	TRUE SD	1.0102	SEPARATION	2.54	PERSON	RELIABILITY	.87	
MODEL RMSE	.3923	TRUE SD	1.0125	SEPARATION	2.58	PERSON	RELIABILITY	.87	
S.E. OF PERSON MEAN	= .0073								

Grade 8

TABLE 3.1 C:\temp\WinStep\NE2014\sc08.dat sc08o.out Jun 19 10:55 2014
 INPUT: 21791 PERSON 60 ITEM REPORTED: 21791 PERSON 60 ITEM 2 CATS WINSTEPS 3.80.1

SUMMARY OF 21735 MEASURED (NON-EXTREME) PERSON

	TOTAL			MODEL		INFIT		OUTFIT	
	SCORE	COUNT	MEASURE	ERROR		MNSQ	ZSTD	MNSQ	ZSTD
MEAN	40.3	60.0	.1635	.3369		1.00	.0	.97	.0
S.D.	11.2	.7	1.1056	.1040		.08	.7	.19	.8
MAX.	59.0	60.0	3.5326	1.0194		1.43	4.3	3.46	4.1
MIN.	2.0	30.0	-4.4244	.2725		.73	-3.4	.23	-3.0
REAL RMSE	.3576	TRUE SD	1.0462	SEPARATION	2.93	PERSON RELIABILITY		.90	
MODEL RMSE	.3526	TRUE SD	1.0479	SEPARATION	2.97	PERSON RELIABILITY		.90	
S.E. OF PERSON MEAN	= .0075								

Grade 11

TABLE 3.1 C:\temp\WinStep\NE2014\sc11.dat sc11o.out Jun 19 13:47 2014
 INPUT: 20954 PERSON 60 ITEM REPORTED: 20954 PERSON 60 ITEM 2 CATS WINSTEPS 3.80.1

SUMMARY OF 20923 MEASURED (NON-EXTREME) PERSON

	TOTAL			MODEL		INFIT		OUTFIT	
	SCORE	COUNT	MEASURE	ERROR		MNSQ	ZSTD	MNSQ	ZSTD
MEAN	40.0	60.0	.1645	.3292		.99	.0	.97	-.1
S.D.	10.9	1.1	1.0453	.0901		.09	.8	.17	.8
MAX.	59.0	60.0	3.5634	1.0189		1.46	3.9	4.51	4.3
MIN.	1.0	30.0	-5.0847	.2723		.74	-3.4	.30	-3.2
REAL RMSE	.3461	TRUE SD	.9863	SEPARATION	2.85	PERSON RELIABILITY		.89	
MODEL RMSE	.3413	TRUE SD	.9880	SEPARATION	2.89	PERSON RELIABILITY		.89	
S.E. OF PERSON MEAN	= .0072								

Appendix K: Reading Item Bank Difficulties

Grade 3 Reading

ENTRY	TOTAL	TOTAL		MODEL	INFIT	OUTFIT	PTBISERL-EX	EXACT	MATCH					
NUMBER	SCORE	COUNT	MEASURE	S.E.	MNSQ	ZSTD	MNSQ	ZSTD	CORR.	EXP.	OBS%	EXP%	DISPLACE	ITEM
1	10148	22527	.5377A	.0150	1.07	9.9	1.10	9.9	.33	.41	67.2	69.6	.1906	645588
2	15309	22527	-.5480A	.0160	1.06	8.5	1.07	5.1	.36	.39	71.7	73.8	.0835	645590
3	15112	22527	-.4044A	.0157	1.00	.7	.99	-.7	.39	.40	72.7	72.7	-.0127	645591
4	12536	22527	.0214A	.0152	1.15	9.9	1.24	9.9	.30	.41	64.6	70.2	.1683	645592
5	16477	22527	-1.1181A	.0176	1.09	9.2	1.06	3.0	.45	.35	76.6	79.6	.3536	645594
6	17326	22527	-1.3073A	.0184	1.12	9.9	1.00	-.1	.41	.34	78.0	81.7	.3011	645597
7	12541	22534	-.1105A	.0151	1.06	9.9	1.08	7.8	.36	.41	67.3	69.9	.0784	645598
8	13689	22534	-.1149A	.0153	1.08	9.9	1.13	9.9	.33	.41	67.8	70.8	.0401	645605
9	12516	22534	-.0332A	.0152	1.02	4.0	1.02	2.3	.42	.41	69.5	70.4	.2287	645608
10	18393	22534	-1.3783A	.0187	.92	-8.1	.82	-8.8	.43	.33	83.5	82.5	.0279	645609
11	13280	22534	-.2017A	.0154	1.04	5.7	1.05	4.5	.41	.40	70.0	71.3	.2234	645613
12	15619	22527	-.6618A	.0162	.97	-4.1	.90	-6.9	.45	.38	75.0	74.9	.1195	645640
13	10205	22527	.8670A	.0152	1.03	4.5	1.07	7.3	.39	.41	70.3	70.6	-.1498	645641
14	15950	22527	-.5873A	.0161	1.07	9.7	1.15	9.9	.30	.39	72.3	74.2	-.0437	645642
15	11350	22527	.4003A	.0150	.98	-3.7	.97	-3.0	.43	.41	70.8	69.5	.0562	645645
16	17666	22527	-1.2819A	.0183	1.02	2.4	1.08	3.7	.40	.34	80.8	81.4	.1705	645646
17	19439	22527	-1.2859A	.0183	.74	-9.9	.62	-9.9	.39	.34	87.5	81.4	-.4876	645652
18	15645	22527	-.2809A	.0155	.93	-9.9	.89	-9.9	.42	.40	74.5	71.8	-.2761	658123
19	14602	22527	-.3691A	.0157	1.01	.9	.98	-1.3	.41	.40	72.0	72.4	.0780	658128
20	19627	22527	-1.9467A	.0219	1.01	.7	.96	-1.5	.35	.28	87.3	88.2	.1166	658131
21	15532	22527	-.2418A	.0155	.97	-5.4	.95	-4.5	.38	.40	72.7	71.5	-.2864	658132
22	17091	22527	-.9509A	.0170	1.04	4.7	1.16	8.9	.32	.37	77.4	77.8	.0075	658134
23	15804	22534	-.5464A	.0160	.94	-9.1	.86	-9.9	.44	.39	75.4	73.8	-.0454	658138
24	14056	22534	-.1470A	.0153	.99	-2.1	.98	-2.2	.41	.41	71.3	71.0	-.0144	658139
25	11889	22534	.5917A	.0150	.99	-2.1	1.00	.2	.43	.41	70.6	69.7	-.2555	658140
26	13822	22534	.0305A	.0152	1.00	.8	1.02	1.8	.39	.41	70.6	70.1	-.1382	658142
27	16665	22534	-.7922A	.0166	.88	-9.9	.77	-9.9	.49	.38	78.9	76.2	-.0297	658144
28	18320	22534	-1.3515A	.0186	.92	-7.5	.78	-9.9	.44	.34	82.8	82.2	.0261	658147
29	15396	22534	-.6145A	.0161	1.05	6.8	1.09	6.4	.38	.39	73.1	74.4	.1300	658165
30	12956	22534	.1390A	.0151	1.00	.5	.98	-1.9	.40	.41	69.2	69.8	-.0455	658166
31	14993	22534	-.3425A	.0156	.92	-9.9	.88	-9.9	.47	.40	75.5	72.2	-.0448	658167
32	13739	22534	.0266A	.0152	1.11	9.9	1.15	9.9	.30	.41	65.7	70.2	-.1146	658169
33	18187	22534	-1.4422A	.0190	1.09	7.8	1.16	6.6	.33	.33	81.6	83.2	.1651	658170
34	15945	22534	-.6866A	.0163	1.12	9.9	1.21	9.9	.29	.38	71.7	75.1	.0603	658171
35	16772	22534	-.9519A	.0171	.97	-3.0	.88	-7.0	.44	.37	77.5	77.8	.1033	658172
36	18057	22534	-1.1647A	.0178	.90	-9.9	.78	-9.9	.42	.35	81.7	80.1	-.0762	658173
37	16557	22534	-.4702A	.0158	.92	-9.9	.86	-9.9	.38	.39	75.4	73.2	-.3303	658175
38	18658	22527	-1.2193A	.0180	.81	-9.9	.70	-9.9	.43	.35	84.5	80.7	-.2360	658177
39	14326	22527	-.3918A	.0157	1.14	9.9	1.25	9.9	.31	.40	68.4	72.6	.1680	658179
40	16940	22527	-.4365A	.0158	.82	-9.9	.72	-9.9	.46	.40	79.1	72.9	-.4781	658180
41	13164	22527	-.0747A	.0153	1.03	5.0	1.02	1.7	.40	.41	68.8	70.6	.1211	658181
42	14259	22527	-.2947A	.0155	1.05	7.5	1.07	6.1	.38	.40	70.0	71.9	.0856	658182
43	13248	22527	.1292A	.0151	1.09	9.9	1.12	9.9	.32	.41	66.5	69.8	-.1041	658184
44	13997	22527	-.2284A	.0154	1.06	8.7	1.06	5.3	.37	.40	69.0	71.4	.0812	658185
45	17315	22527	-.9082A	.0169	.99	-1.2	1.07	4.0	.33	.37	78.5	77.3	-.1040	658187
46	1359	4338	1.5383	.0368	1.33	9.9	1.69	9.9	.08	.38	66.6	74.8	.0002	687480
47	2717	4338	-.1074	.0350	.96	-3.0	.92	-3.3	.44	.40	71.7	71.1	.0000	687481
48	2277	4338	.4163	.0342	1.08	5.6	1.09	4.3	.35	.41	65.4	69.5	.0001	687482
49	3227	4338	-.7810	.0382	.91	-5.3	.79	-5.9	.47	.37	79.0	76.8	.0000	687483
50	2933	4338	-.3791	.0360	.94	-4.2	.87	-4.4	.46	.39	74.9	73.1	.0000	687484
51	3280	4338	-.8592	.0387	.85	-8.1	.72	-8.0	.52	.37	81.0	77.6	-.0001	687485
52	3417	4338	-1.0728	.0404	.90	-4.7	.77	-5.7	.46	.35	81.0	79.9	-.0001	687486
53	3619	4338	-1.4289	.0439	.89	-4.5	.77	-4.5	.45	.33	84.7	83.8	.0000	687487

Nebraska State Accountability 2014 Technical Report

ENTRY	TOTAL	TOTAL		MODEL	INFIT	OUTFIT	PTBISERL-EX	EXACT	MATCH						
NUMBER	SCORE	COUNT	MEASURE	S.E.	MNSQ	ZSTD	MNSQ	ZSTD	CORR.	EXP.	OBS%	EXP%	DISPLACE	ITEM	
54	3232	4338	-.7883	.0382	1.11	5.7	1.24	5.9	.26	.37	74.8	76.9	.0000	687489	
55	3868	4338	-1.9860	.0515	.89	-3.3	.64	-5.6	.41	.28	89.4	89.2	.0000	687490	
56	2164	3916	.2824	.0362	1.05	3.7	1.07	3.0	.37	.42	67.6	69.9	.0014	687491	
57	3006	3916	-.9366	.0414	.92	-4.2	.84	-4.0	.45	.37	79.8	78.4	.0013	687492	
58	2364	3916	.0170	.0367	.98	-1.2	.95	-2.2	.43	.42	71.2	70.7	.0013	687493	
59	2258	3916	.1584	.0364	1.05	3.4	1.13	5.4	.38	.42	68.8	70.2	.0014	687494	
60	3159	3916	-1.2142	.0439	.89	-4.8	.74	-5.6	.47	.35	82.6	81.4	.0013	687495	
61	1846	3916	.6985	.0362	.95	-3.7	.95	-2.5	.46	.42	71.8	69.8	.0014	687496	
62	1856	3916	.6853	.0362	.97	-2.3	.99	-.7	.43	.42	71.6	69.8	.0014	687499	
63	2089	3916	.3807	.0362	1.11	7.7	1.15	6.5	.31	.42	65.0	69.7	.0014	687500	
64	2464	3916	-.1189	.0371	.90	-7.0	.83	-6.9	.51	.41	74.6	71.4	.0013	687501	
65	3429	3916	-1.8170	.0515	.88	-3.7	.70	-4.6	.42	.30	87.8	87.6	.0013	687502	
66	2603	4029	-.2206	.0367	.89	-7.8	.85	-5.9	.51	.40	76.2	71.6	.0014	687503	
67	2641	4029	-.2719	.0368	.93	-4.6	.88	-4.3	.47	.40	74.5	72.0	.0014	687504	
68	1906	4029	.6719	.0356	1.24	9.9	1.36	9.9	.19	.41	60.4	69.8	.0016	687505	
69	1547	4029	1.1367	.0366	1.10	6.4	1.18	7.3	.31	.40	68.2	71.8	.0016	687508	
70	2119	4029	.4033	.0355	1.15	9.9	1.21	9.3	.27	.41	63.3	69.5	.0015	687509	
71	2882	4029	-.6119	.0384	.95	-2.8	.85	-4.7	.43	.38	75.3	74.9	.0014	687510	
72	2956	4029	-.7230	.0391	.95	-2.5	.89	-2.9	.42	.37	77.1	75.9	.0014	687511	
73	2388	4029	.0616	.0359	1.06	3.8	1.07	2.9	.36	.41	67.6	70.1	.0015	687512	
74	2525	4029	-.1168	.0363	.98	-1.6	.94	-2.3	.43	.40	71.9	71.0	.0014	687513	
75	2356	4029	.1027	.0358	.93	-4.7	.91	-3.9	.47	.41	72.9	70.0	.0015	687514	
76	2638	4274	-.0314	.0349	.96	-2.7	.93	-3.0	.43	.39	71.8	70.4	.0020	687515	
77	3749	4274	-1.7824	.0493	.93	-2.2	.83	-2.7	.36	.28	88.1	87.8	.0020	687517	
78	2810	4274	-.2450	.0356	1.05	3.2	1.07	2.7	.34	.39	69.7	71.8	.0019	687518	
79	2452	4274	.1920	.0344	.91	-7.2	.89	-5.2	.48	.40	73.9	69.4	.0020	687519	
80	1660	4274	1.1290	.0351	1.28	9.9	1.47	9.9	.12	.39	61.1	70.9	.0022	687520	
81	2666	4274	-.0656	.0350	1.05	3.5	1.07	2.8	.34	.39	68.7	70.6	.0020	687521	
82	3118	4274	-.6563	.0377	.94	-3.6	.85	-4.7	.43	.37	76.4	75.7	.0019	687522	
83	2779	4274	-.2058	.0355	.92	-5.4	.87	-5.3	.46	.39	74.6	71.5	.0020	687523	
84	2320	4274	.3475	.0343	1.13	9.2	1.16	7.8	.28	.40	63.6	69.0	.0021	687525	
85	1671	4274	1.1155	.0350	1.18	9.9	1.28	9.9	.22	.39	65.2	70.8	.0022	687526	
86	5045	5977	-1.7777	.0381	.87	-5.9	.68	-7.3	.45	.31	85.4	84.6	-.0014	687527	
87	3508	5977	-.1708	.0294	1.04	3.6	1.07	3.5	.37	.41	68.8	70.1	-.0013	687528	
88	3048	5977	.2223	.0292	1.13	9.9	1.20	9.9	.30	.42	64.6	69.6	-.0012	687529	
89	2319	5977	.8539	.0300	1.10	7.6	1.17	8.3	.32	.41	68.9	71.8	-.0011	687530	
90	4029	5977	-.6371	.0306	.96	-3.1	.90	-3.9	.43	.39	73.5	72.8	-.0014	687531	
91	4014	5977	-.6230	.0305	.96	-3.2	.90	-3.9	.43	.39	73.4	72.7	-.0014	687532	
92	4296	5977	-.8950	.0316	.89	-7.5	.80	-7.1	.48	.38	78.0	75.0	-.0014	687533	
93	4613	5977	-1.2305	.0335	1.05	2.9	1.15	4.0	.30	.36	78.0	78.5	-.0014	687534	
94	5008	5977	-1.7246	.0376	.91	-4.1	.84	-3.4	.41	.32	84.8	84.0	-.0015	687535	
95	5089	5977	-1.8427	.0388	.86	-6.3	.65	-7.8	.46	.31	85.9	85.3	-.0015	687536	
MEAN	8741.4	13044	-.3877	.0272	1.00	.4	.98	.0			74.0	74.4			
S.D.	6389.1	9015.7	.7562	.0109	.10	6.7	.18	6.6			6.6	5.2			

Grade 4 Reading

ENTRY	TOTAL	TOTAL		MODEL	INFIT	OUTFIT	PTBISERL-EX	EXACT	MATCH						
NUMBER	SCORE	COUNT	MEASURE	S.E.	MNSQ	ZSTD	MNSQ	ZSTD	CORR.	EXP.	OBS%	EXP%	DISPLACE	ITEM	
1	17580	22737	-1.5811A	.0194	1.20	9.9	1.08	3.2	.47	.32	79.1	84.4	.5120	563227	
2	15469	22737	-.8616A	.0166	1.19	9.9	1.34	9.9	.33	.37	71.6	76.6	.3566	563229	
3	19006	22737	-1.5304A	.0191	.94	-5.0	.83	-8.0	.38	.32	84.5	83.8	-.0157	563236	
4	14258	22737	-.5359A	.0158	1.17	9.9	1.29	9.9	.32	.38	68.2	73.4	.3184	563237	
5	20181	22737	-2.1241A	.0228	.99	-.3	.96	-1.4	.34	.27	89.0	89.5	.0833	563353	
6	20614	22737	-2.1814A	.0232	.90	-6.4	.94	-1.8	.30	.27	90.8	90.0	-.0943	563358	
7	18170	22737	-1.3881A	.0185	1.00	.4	.94	-2.8	.41	.33	81.7	82.3	.1328	563359	

Nebraska State Accountability 2014 Technical Report

ENTRY	TOTAL	TOTAL		MODEL	INFIT	OUTFIT	PTBISERL-EX	EXACT	MATCH						
NUMBER	SCORE	COUNT	MEASURE	S.E.	MNSQ	ZSTD	MNSQ	ZSTD	CORR.	EXP.	OBS%	EXP%	DISPLACE	ITEM	
8	17877	22737	-1.1306A	.0174	.90	-9.9	.86	-8.0	.44	.35	82.3	79.5	-.0364	563360	
9	18581	22737	-1.1604A	.0175	.96	-4.2	1.01	.8	.27	.35	81.4	79.8	-.2419	563361	
10	18599	22737	-1.8979A	.0212	1.35	9.9	1.40	9.9	.34	.29	82.0	87.5	.5047	563362	
11	12103	22737	-.0553A	.0150	1.09	9.9	1.14	9.9	.36	.40	66.5	69.9	.3202	563374	
12	17122	22737	-1.1353A	.0175	1.06	6.6	.96	-2.5	.40	.35	77.0	79.6	.1956	563377	
13	13057	22737	-.3741A	.0155	1.16	9.9	1.23	9.9	.35	.39	66.3	72.0	.4290	633012	
14	16641	22737	-.8201A	.0164	1.03	3.2	1.09	5.7	.35	.37	76.0	76.2	.0094	633014	
15	16344	22737	-.8567A	.0165	1.00	-1.1	1.03	2.0	.42	.37	76.8	76.6	.1272	633017	
16	18213	22737	-1.4801A	.0189	1.08	7.3	1.06	2.9	.37	.33	81.5	83.3	.2126	633024	
17	14811	22737	.1316A	.0149	1.06	9.5	1.06	6.6	.31	.40	66.8	69.2	-.4856	633025	
18	18485	22737	-1.0823A	.0173	.82	-9.9	.71	-9.9	.42	.35	83.1	79.0	-.2889	633026	
19	12794	22739	.0713A	.0149	1.11	9.9	1.15	9.9	.30	.40	65.0	69.4	.0402	645682	
20	20442	22739	-2.1774A	.0232	.89	-6.9	.67	-9.9	.40	.27	90.0	89.9	.0009	645683	
21	13132	22739	-.0434A	.0150	.99	-1.0	.98	-2.6	.41	.40	69.9	69.9	.0797	645684	
22	12384	22739	.1797A	.0149	.93	-9.9	.91	-9.9	.46	.40	72.6	69.1	.0226	645686	
23	15195	22739	-.0006A	.0150	.98	-4.1	.95	-5.3	.37	.40	70.6	69.7	-.4467	645690	
24	15177	22737	-.2472A	.0153	1.01	1.2	.98	-1.9	.35	.39	70.2	71.1	-.1934	645726	
25	10485	22737	.5113A	.0148	1.04	6.2	1.06	7.1	.36	.40	67.6	68.9	.1086	645729	
26	14870	22737	-.4042A	.0155	.99	-1.6	.98	-1.7	.41	.39	72.4	72.2	.0405	645732	
27	9905	22737	.5543A	.0149	.93	-9.9	.92	-9.1	.44	.40	72.3	69.0	.1939	645735	
28	15590	22737	-.5363A	.0158	.89	-9.9	.82	-9.9	.49	.38	76.8	73.4	-.0032	645736	
29	11809	22737	.4139A	.0148	1.08	9.9	1.11	9.9	.32	.40	65.0	68.8	-.0847	645738	
30	14687	22739	-.4820A	.0157	1.18	9.9	1.35	9.9	.26	.38	68.2	72.9	.1632	658191	
31	13972	22739	-.1950A	.0152	.98	-3.1	.96	-4.3	.42	.39	71.3	70.7	.0410	658193	
32	18865	22739	-1.2854A	.0180	.82	-9.9	.70	-9.9	.43	.34	84.9	81.2	-.2152	658195	
33	13930	22739	-.2052A	.0152	1.04	5.8	1.04	4.3	.37	.39	69.1	70.8	.0611	658198	
34	15050	22739	-.1857A	.0152	.98	-3.1	.96	-4.0	.37	.39	71.4	70.7	-.2242	658200	
35	18093	22739	-1.2211A	.0178	.90	-9.9	.77	-9.9	.45	.34	81.8	80.5	-.0126	658201	
36	18242	22739	-1.0483A	.0171	.83	-9.9	.70	-9.9	.43	.36	82.4	78.6	-.2398	658202	
37	20502	22739	-1.9199A	.0214	.82	-9.9	.82	-7.0	.28	.29	90.3	87.7	-.3007	658203	
38	10242	22739	.7490A	.0150	1.03	4.4	1.07	7.4	.36	.39	69.4	69.6	-.0738	658230	
39	16137	22739	-.5916A	.0159	.95	-7.6	.90	-7.6	.41	.38	75.6	73.9	-.0877	658233	
40	12506	22739	.2848A	.0148	.99	-1.7	.99	-.9	.40	.40	69.2	68.9	-.1095	658234	
41	15843	22739	-.4308A	.0156	.98	-3.3	.97	-2.1	.37	.39	73.5	72.5	-.1748	658235	
42	11935	22739	.4697A	.0148	1.04	6.3	1.05	6.3	.37	.40	67.4	68.9	-.1678	658236	
43	18635	22739	-1.2165A	.0178	.85	-9.9	.73	-9.9	.41	.34	83.4	80.5	-.2023	658237	
44	17228	22739	-1.0847A	.0173	1.03	3.4	.96	-2.5	.38	.35	77.4	79.0	.1138	658239	
45	15760	22739	-.2141A	.0152	.87	-9.9	.81	-9.9	.45	.39	75.9	70.8	-.3734	658240	
46	3760	6243	-.3199	.0289	.98	-1.9	.94	-2.9	.42	.41	70.4	70.4	-.0002	687538	
47	2699	6243	.5434	.0287	1.25	9.9	1.35	9.9	.19	.41	60.7	70.1	-.0001	687539	
48	2209	6243	.9580	.0296	1.24	9.9	1.46	9.9	.15	.39	65.0	72.5	-.0001	687540	
49	2116	6243	1.0403	.0299	1.22	9.9	1.45	9.9	.17	.39	67.4	73.1	-.0001	687541	
50	4200	6243	-.6979	.0299	.96	-2.8	.92	-3.6	.43	.39	73.2	72.9	-.0003	687543	
51	5399	6243	-2.0385	.0394	.86	-6.1	.59	-9.4	.46	.30	87.0	86.6	-.0003	687544	
52	3790	6243	-.3448	.0289	1.08	6.5	1.12	5.9	.33	.40	67.7	70.5	-.0002	687545	
53	3351	6243	.0150	.0284	1.11	9.8	1.13	7.5	.30	.41	64.8	69.4	-.0002	687546	
54	4838	6243	-1.3205	.0330	1.00	.0	1.10	2.9	.34	.36	80.0	78.9	-.0003	687547	
55	3831	6243	-.3793	.0290	.93	-6.3	.88	-6.6	.47	.40	73.1	70.7	-.0002	687548	
56	2153	4258	.4753	.0341	1.10	7.2	1.15	7.4	.30	.39	64.5	68.5	.0006	687549	
57	2431	4258	.1497	.0344	1.00	.3	1.00	-.2	.38	.39	69.4	69.2	.0006	687550	
58	2004	4258	.6493	.0342	1.08	6.1	1.14	7.1	.31	.39	65.8	68.7	.0007	687551	
59	3504	4258	-1.3486	.0431	.95	-1.9	.84	-3.4	.38	.32	83.3	82.8	.0005	687553	
60	2586	4258	-.0356	.0348	1.06	4.4	1.04	1.9	.32	.39	66.2	70.0	.0006	687554	
61	3064	4258	-.6504	.0373	1.04	2.2	1.09	2.7	.33	.37	74.0	75.1	.0006	687555	
62	2968	4258	-.5192	.0366	1.00	.1	.97	-1.1	.37	.37	73.7	73.7	.0006	687556	
63	2996	4258	-.5569	.0368	.94	-3.5	.87	-4.5	.43	.37	74.8	74.1	.0006	687558	
64	3067	4258	-.6546	.0374	.95	-3.1	.88	-4.0	.42	.37	76.3	75.1	.0006	687559	
65	1695	4258	1.0167	.0349	1.19	9.9	1.34	9.9	.19	.38	64.6	70.3	.0007	687560	
66	954	3992	1.9183	.0407	1.06	2.6	1.38	9.4	.22	.33	78.8	78.6	.0027	687561	
67	1577	3992	1.0244	.0359	.98	-1.6	1.01	.4	.37	.37	72.5	70.2	.0024	687562	

Nebraska State Accountability 2014 Technical Report

ENTRY	TOTAL	TOTAL		MODEL	INFIT	OUTFIT	PTBISERL-EX	EXACT	MATCH						
NUMBER	SCORE	COUNT	MEASURE	S.E.	MNSQ	ZSTD	MNSQ	ZSTD	CORR.	EXP.	OBS%	EXP%	DISPLACE	ITEM	
68	2945	3992	-.7577	.0392	1.02	1.1	1.00	.0	.33	.35	76.0	76.3	.0020	687563	
69	1556	3992	1.0516	.0360	1.39	9.9	1.64	9.9	.00	.37	57.3	70.4	.0025	687564	
70	2800	3992	-.5429	.0379	.91	-5.5	.83	-5.8	.46	.36	76.4	73.9	.0021	687565	
71	2290	3992	.1334	.0354	.94	-4.6	.90	-4.7	.44	.38	72.0	68.9	.0022	687566	
72	1370	3992	1.2986	.0369	1.17	9.8	1.29	9.9	.20	.36	67.1	72.3	.0025	687567	
73	2924	3992	-.7256	.0390	.94	-3.4	.85	-4.5	.43	.36	77.2	75.9	.0020	687568	
74	1228	3992	1.4972	.0379	1.13	7.4	1.37	9.9	.20	.35	71.6	74.2	.0026	687570	
75	2490	3992	-.1217	.0361	1.02	1.5	1.00	.2	.36	.38	69.5	70.2	.0022	687571	
76	975	4088	1.9456	.0403	1.26	9.9	1.73	9.9	.07	.33	74.4	78.7	.0011	687861	
77	2924	4088	-.6134	.0380	1.12	6.4	1.27	7.7	.25	.37	72.6	75.0	.0008	687862	
78	1228	4088	1.5618	.0377	1.07	3.9	1.27	8.5	.24	.35	74.3	74.7	.0010	687863	
79	2264	4088	.2485	.0350	.96	-2.8	.95	-2.2	.42	.39	70.4	68.8	.0009	687864	
80	2534	4088	-.0878	.0357	.98	-1.6	.95	-2.0	.41	.39	70.9	70.5	.0009	687865	
81	2764	4088	-.3896	.0368	1.15	9.1	1.27	8.8	.23	.38	68.1	72.9	.0009	687866	
82	2629	4088	-.2102	.0361	.91	-6.0	.86	-5.5	.47	.38	74.1	71.4	.0009	687867	
83	3421	4088	-1.4545	.0454	.87	-5.0	.66	-7.3	.47	.32	85.0	84.2	.0008	687868	
84	3609	4088	-1.8918	.0515	.95	-1.4	.88	-1.9	.34	.29	89.0	88.4	.0007	687870	
85	2086	4088	.4653	.0348	1.01	.9	1.04	1.9	.36	.39	68.1	68.5	.0009	687871	
86	3286	4158	-1.1031	.0413	1.05	2.2	1.22	4.8	.28	.35	80.1	80.2	-.0006	687872	
87	2981	4158	-.6297	.0378	1.05	2.6	1.11	3.3	.33	.37	74.2	75.0	-.0006	687874	
88	3157	4158	-.8925	.0396	.99	-.6	.99	-.3	.37	.36	78.4	77.8	-.0007	687876	
89	3651	4158	-1.8470	.0502	.89	-3.3	.76	-3.9	.41	.29	88.3	87.8	-.0006	687877	
90	2774	4158	-.3455	.0364	.99	-.5	1.00	.1	.39	.39	73.0	72.4	-.0006	687878	
91	2556	4158	-.0650	.0354	1.00	.0	1.00	-.2	.39	.39	70.5	70.3	-.0007	687879	
92	3247	4158	-1.0375	.0407	.97	-1.5	.90	-2.4	.39	.35	80.1	79.4	-.0007	687880	
93	3273	4158	-1.0810	.0411	.96	-1.7	.95	-1.2	.39	.35	80.8	79.9	-.0006	687881	
94	2707	4158	-.2576	.0360	.94	-4.1	.88	-4.8	.44	.39	73.4	71.7	-.0006	687882	
95	2731	4158	-.2889	.0362	1.16	9.9	1.26	9.1	.23	.39	66.1	71.9	-.0006	687883	
MEAN	8927.5	13164	-.3951	.0273	1.02	.7	1.03	.5			74.3	75.1			
S.D.	6833.7	9103.5	.9142	.0106	.11	6.5	.21	6.6			7.2	5.9			

Grade 5 Reading

ENTRY	TOTAL	TOTAL		MODEL	INFIT	OUTFIT	PTBISERL-EX	EXACT	MATCH						
NUMBER	SCORE	COUNT	MEASURE	S.E.	MNSQ	ZSTD	MNSQ	ZSTD	CORR.	EXP.	OBS%	EXP%	DISPLACE	ITEM	
1	15344	22296	-.5507A	.0162	.99	-1.7	.92	-6.0	.44	.40	74.3	74.7	.0730	602474	
2	17178	22296	-1.1130A	.0179	.99	-.8	.96	-2.3	.44	.37	80.0	80.2	.1249	602475	
3	10957	22296	.1870A	.0152	1.09	9.9	1.10	9.9	.37	.42	66.4	70.2	.3760	602477	
4	15438	22296	-.7458A	.0167	.98	-3.0	.87	-8.7	.51	.39	76.0	76.5	.2464	602478	
5	15920	22296	-.6124A	.0164	1.07	8.5	1.10	6.5	.33	.40	73.7	75.3	-.0190	602479	
6	17812	22296	-1.1855A	.0182	.85	-9.9	.70	-9.9	.51	.36	83.4	80.9	-.0073	602481	
7	17757	22296	-1.1237A	.0179	.84	-9.9	.68	-9.9	.51	.37	82.9	80.3	-.0522	602483	
8	10789	22296	.5744A	.0151	1.10	9.9	1.14	9.9	.33	.42	65.9	69.7	.0269	633235	
9	15570	22296	-.8675A	.0171	1.23	9.9	1.45	9.9	.31	.38	72.7	77.7	.3347	633238	
10	11287	22296	-.2911A	.0157	1.25	9.9	1.39	9.9	.39	.41	64.4	72.7	.7800	633240	
11	11433	22296	.9236A	.0153	1.14	9.9	1.22	9.9	.35	.41	65.6	70.6	-.4622	633241	
12	14008	22296	-.3325A	.0158	1.14	9.9	1.14	9.9	.33	.41	67.6	73.0	.1887	633243	
13	17369	22299	-1.2925A	.0186	1.08	7.2	.92	-3.7	.43	.35	79.1	82.0	.2486	633267	
14	13680	22299	-.5051A	.0161	1.09	9.9	1.12	8.5	.46	.40	70.6	74.3	.4419	633270	
15	15848	22299	-.9401A	.0173	1.14	9.9	1.19	9.9	.39	.38	75.0	78.4	.3343	633272	
16	16756	22299	-.6003A	.0164	.92	-9.9	.85	-9.9	.40	.40	76.9	75.1	-.2714	633274	
17	16720	22299	-1.1238A	.0179	1.15	9.9	1.15	7.5	.37	.37	76.7	80.3	.2750	633278	
18	16696	22299	-.6676A	.0165	.91	-9.9	.89	-7.4	.42	.40	79.0	75.8	-.1842	645769	
19	19806	22299	-1.7083A	.0207	.79	-9.9	.62	-9.9	.38	.32	89.2	86.2	-.2985	645773	
20	10476	22299	.6519A	.0151	1.10	9.9	1.17	9.9	.33	.42	66.3	69.8	.0215	645774	
21	14565	22299	-.5650A	.0163	1.16	9.9	1.16	9.9	.35	.40	68.7	74.8	.2871	645775	

Nebraska State Accountability 2014 Technical Report

ENTRY	TOTAL	TOTAL		MODEL	INFIT	OUTFIT	PTBISERL-EX	EXACT	MATCH						
NUMBER	SCORE	COUNT	MEASURE	S.E.	MNSQ	ZSTD	MNSQ	ZSTD	CORR.	EXP.	OBS%	EXP%	DISPLACE	ITEM	
22	14081	22299	-.2351A	.0157	.97	-4.2	.93	-6.1	.45	.41	72.9	72.3	.0730	645777	
23	17394	22299	-.9603A	.0174	.94	-7.1	.90	-5.9	.40	.38	80.2	78.6	-.0997	645778	
24	17906	22299	-1.2558A	.0185	1.08	7.6	1.40	9.9	.28	.36	81.6	81.7	.0334	645779	
25	14270	22296	-.0170A	.0154	.92	-9.9	.86	-9.9	.47	.42	73.9	71.0	-.1941	658253	
26	14036	22296	-.2166A	.0156	1.05	7.1	1.06	4.8	.38	.41	70.2	72.1	.0648	658256	
27	14407	22296	-.0350A	.0154	1.02	2.7	1.02	2.0	.37	.42	70.6	71.1	-.2100	658257	
28	16017	22296	-.4501A	.0160	.87	-9.9	.79	-9.9	.48	.41	78.1	73.9	-.2117	658258	
29	13155	22296	.1600A	.0152	1.07	9.9	1.07	7.2	.34	.42	67.0	70.3	-.1034	658259	
30	12902	22296	.2380A	.0152	1.11	9.9	1.15	9.9	.31	.42	66.0	70.1	-.1222	658260	
31	13057	22296	.2860A	.0152	.96	-6.0	.95	-5.1	.44	.42	71.3	69.9	-.2065	658262	
32	18772	22296	-1.1713A	.0181	.83	-9.9	.79	-9.9	.36	.36	85.1	80.8	-.3811	658264	
33	13927	22296	.0867A	.0153	.93	-9.9	.89	-9.9	.46	.42	73.4	70.6	-.2145	658265	
34	16712	22299	-1.0621A	.0177	1.03	3.3	.93	-4.1	.45	.37	77.7	79.6	.2146	658278	
35	18320	22299	-1.3095A	.0187	.98	-2.1	1.00	-.2	.34	.35	83.2	82.2	-.0594	658279	
36	16293	22299	-.4802A	.0161	.91	-9.9	.85	-9.9	.42	.40	76.7	74.1	-.2585	658280	
37	12845	22299	.3769A	.0151	1.04	6.0	1.03	3.7	.37	.42	68.2	69.8	-.2471	658283	
38	17037	22299	-.6113A	.0164	.85	-9.9	.76	-9.9	.45	.40	79.8	75.2	-.3464	658286	
39	14400	22299	-.2766A	.0157	.99	-2.1	.95	-4.3	.43	.41	72.5	72.6	.0364	658289	
40	14872	22299	-.2663A	.0157	1.09	9.9	1.18	9.9	.31	.41	69.8	72.5	-.0929	658290	
41	17500	22299	-.9388A	.0173	.85	-9.9	.73	-9.9	.47	.38	81.7	78.4	-.1564	658292	
42	12583	22299	.0857A	.0153	1.04	6.8	1.06	5.7	.39	.42	68.9	70.6	.1052	658293	
43	14345	22299	-.0846A	.0155	.99	-.9	.95	-4.4	.40	.42	70.8	71.4	-.1442	658295	
44	11509	22299	.8443A	.0152	1.14	9.9	1.20	9.9	.35	.41	65.4	70.3	-.4019	658296	
45	16198	22296	-1.0097A	.0175	1.28	9.9	1.62	9.9	.24	.37	73.6	79.1	.3081	658301	
46	18591	22296	-1.8131A	.0214	1.19	9.9	1.22	7.1	.38	.31	83.9	87.2	.3530	658302	
47	17777	22296	-.8139A	.0169	.79	-9.9	.67	-9.9	.47	.39	82.7	77.1	-.3799	658306	
48	17391	22296	-1.2432A	.0184	1.07	7.0	1.12	5.7	.39	.36	79.8	81.5	.1907	658308	
49	2456	3945	-.0430	.0364	1.06	3.8	1.05	2.1	.33	.39	68.1	70.6	.0011	687572	
50	2788	3945	-.5039	.0384	.96	-2.2	.93	-2.2	.41	.37	74.3	74.2	.0011	687574	
51	2513	3945	-.1190	.0366	.93	-5.0	.87	-5.2	.46	.39	73.7	71.1	.0011	687575	
52	3626	3945	-2.2739	.0608	.97	-.7	.80	-2.5	.29	.24	91.9	91.9	.0013	687576	
53	2256	3945	.2171	.0358	1.14	9.5	1.15	6.9	.26	.39	62.1	69.3	.0011	687577	
54	3157	3945	-1.1054	.0429	1.00	.2	.95	-1.1	.33	.34	80.6	80.8	.0011	687578	
55	2208	3945	.2784	.0357	1.16	9.9	1.23	9.9	.25	.40	62.6	69.1	.0012	687579	
56	1472	3945	1.2228	.0367	1.28	9.9	1.39	9.9	.15	.38	60.7	71.3	.0012	687580	
57	2828	3945	-.5633	.0387	1.01	.4	1.07	1.9	.36	.37	76.0	74.8	.0011	687581	
58	3553	3945	-2.0270	.0558	.94	-1.5	.75	-3.6	.34	.26	90.2	90.1	.0011	687582	
59	2970	4264	-.4153	.0369	1.02	1.3	1.02	.7	.37	.39	73.1	74.2	.0004	687584	
60	2029	4264	.7467	.0345	1.09	6.7	1.13	5.9	.32	.41	66.1	69.5	.0003	687585	
61	3834	4264	-2.0033	.0537	.91	-2.4	.75	-3.6	.38	.28	90.0	89.9	.0007	687586	
62	3177	4264	-.7096	.0386	.88	-6.4	.76	-6.9	.50	.38	79.6	77.1	.0004	687587	
63	2793	4264	-.1812	.0359	1.03	1.9	1.04	1.4	.37	.40	71.3	72.3	.0003	687590	
64	3292	4264	-.8868	.0399	1.02	.9	1.20	4.5	.34	.37	79.6	78.9	.0004	687591	
65	3312	4264	-.9189	.0402	.91	-4.7	.78	-5.7	.47	.37	80.2	79.3	.0004	687592	
66	4070	4264	-2.9307	.0756	.92	-1.3	.63	-3.8	.31	.20	95.4	95.4	.0008	687593	
67	2893	4264	-.3118	.0364	.91	-5.7	.84	-5.8	.48	.40	76.4	73.4	.0004	687594	
68	3827	4264	-1.9832	.0533	.87	-3.7	.58	-6.5	.44	.28	89.9	89.8	.0006	687595	
69	3496	3900	-1.9876	.0555	.95	-1.4	.93	-.9	.33	.28	89.9	89.7	.0015	687596	
70	938	3900	2.0145	.0412	1.27	9.9	1.79	9.9	.07	.33	73.7	78.4	.0020	687597	
71	2364	3900	.0547	.0365	1.11	6.8	1.15	6.1	.30	.40	66.7	70.6	.0016	687598	
72	1501	3900	1.1786	.0367	1.19	9.9	1.33	9.9	.19	.38	65.8	70.8	.0018	687599	
73	3012	3900	-.9090	.0417	1.05	2.1	1.08	1.8	.32	.36	78.1	79.0	.0015	687600	
74	3058	3900	-.9902	.0424	.84	-7.3	.68	-8.4	.53	.36	81.7	79.8	.0014	687601	
75	3131	3900	-1.1252	.0437	.83	-7.5	.66	-8.4	.53	.35	83.7	81.3	.0014	687602	
76	2326	3900	.1052	.0364	.90	-7.0	.86	-6.3	.49	.40	74.2	70.3	.0016	687603	
77	3658	3900	-2.5975	.0689	.92	-1.5	.81	-2.0	.32	.23	93.8	93.8	.0015	687606	
78	2142	3900	.3458	.0360	1.11	7.3	1.15	6.7	.30	.40	65.6	69.4	.0017	687607	
79	1758	4416	1.1362	.0345	1.04	3.0	1.07	3.3	.35	.39	69.4	70.8	.0012	687609	
80	3478	4416	-1.0042	.0401	.93	-3.5	.82	-4.5	.44	.36	81.2	80.1	.0009	687610	
81	2468	4416	.3158	.0340	1.17	9.9	1.24	9.9	.26	.41	62.6	69.8	.0011	687611	

Nebraska State Accountability 2014 Technical Report

ENTRY	TOTAL	TOTAL		MODEL	INFIT	OUTFIT	PTBISERL-EX	EXACT	MATCH						
NUMBER	SCORE	COUNT	MEASURE	S.E.	MNSQ	ZSTD	MNSQ	ZSTD	CORR.	EXP.	OBS%	EXP%	DISPLACE	ITEM	
82	2532	4416	.2415	.0341	1.05	3.3	1.08	3.5	.37	.41	68.4	70.0	.0010	687612	
83	2547	4416	.2241	.0341	1.21	9.9	1.26	9.9	.22	.41	62.0	70.1	.0010	687614	
84	3712	4416	-1.4171	.0442	.85	-5.9	.68	-6.8	.49	.33	85.6	84.4	.0008	687615	
85	3566	4416	-1.1502	.0414	.87	-6.1	.73	-6.4	.49	.35	83.2	81.6	.0008	687616	
86	3082	4416	-.4324	.0363	1.00	.0	.99	-.3	.39	.39	74.4	74.4	.0009	687617	
87	3240	4416	-.6473	.0375	1.02	1.1	1.05	1.3	.36	.38	76.0	76.5	.0009	687618	
88	3868	4416	-1.7509	.0486	.93	-2.4	.75	-4.2	.39	.30	88.1	87.7	.0007	687619	
89	3016	5774	.1507	.0301	1.05	3.7	1.06	2.9	.41	.45	68.6	70.9	-.0007	687620	
90	4257	5774	-1.0522	.0332	.82	-9.9	.69	-9.9	.57	.40	81.5	76.8	-.0009	687621	
91	4892	5774	-1.8692	.0394	.85	-6.7	.60	-8.5	.48	.33	85.8	85.0	-.0011	687622	
92	4830	5774	-1.7750	.0385	.89	-4.9	.74	-5.6	.44	.34	85.1	84.0	-.0010	687624	
93	3012	5774	.1543	.0301	.90	-8.1	.87	-7.0	.53	.45	74.8	70.9	-.0007	687625	
94	4317	5774	-1.1191	.0336	.89	-6.7	.84	-4.9	.49	.40	80.5	77.4	-.0010	687626	
95	2718	5774	.4212	.0302	1.17	9.9	1.23	9.9	.31	.45	65.1	71.1	-.0007	687627	
96	3431	5774	-.2289	.0305	.98	-1.4	.96	-1.7	.46	.44	72.6	71.6	-.0008	687628	
97	4718	5774	-1.6152	.0371	.87	-6.6	.67	-7.8	.49	.36	83.5	82.3	-.0010	687630	
98	2448	5774	.6693	.0305	1.12	9.0	1.22	9.9	.33	.44	68.7	71.8	-.0006	687631	
MEAN	9023.2	13197	-.5432	.0288	1.01	.8	.99	.1			75.6	76.5			
S.D.	6339.9	8930.4	.8840	.0137	.12	7.3	.23	7.3			8.0	6.3			

Grade 6 Reading

ENTRY	TOTAL	TOTAL		MODEL	INFIT	OUTFIT	PTBISERL-EX	EXACT	MATCH						
NUMBER	SCORE	COUNT	MEASURE	S.E.	MNSQ	ZSTD	MNSQ	ZSTD	CORR.	EXP.	OBS%	EXP%	DISPLACE	ITEM	
1	15933	22091	-.9411A	.0172	1.12	9.9	1.19	9.9	.36	.37	75.2	78.0	.2403	565851	
2	19470	22091	-2.1617A	.0237	1.05	3.2	.85	-4.6	.41	.27	88.3	90.1	.2272	565854	
3	17680	22091	-1.0761A	.0177	.90	-9.9	.85	-8.3	.39	.36	81.9	79.4	-.1574	565858	
4	17786	22091	-1.3308A	.0187	1.03	2.9	1.06	2.6	.35	.34	81.6	82.2	.0681	565860	
5	20547	22088	-2.4410A	.0261	.82	-9.9	.70	-8.9	.33	.25	93.0	92.1	-.1502	602529	
6	13543	22088	-.4061A	.0159	1.11	9.9	1.16	9.9	.38	.40	69.1	72.8	.3076	602532	
7	15756	22088	-1.2859A	.0185	1.20	9.9	1.01	.6	.54	.35	74.6	81.7	.6346	602533	
8	15161	22088	.3048A	.0151	1.04	7.1	1.04	4.7	.36	.41	67.5	69.2	-.8144	602534	
9	16261	22088	-1.2012A	.0182	1.14	9.9	1.07	3.5	.45	.35	76.4	80.8	.4110	602535	
10	10511	22088	.7691A	.0152	1.08	9.9	1.15	9.9	.34	.40	67.5	69.8	-.1688	602537	
11	12676	22088	-.5166A	.0161	1.30	9.9	1.47	9.9	.31	.39	63.9	73.8	.6220	602562	
12	14730	22088	-.2852A	.0157	1.06	8.3	1.10	8.6	.32	.40	69.9	71.9	-.1071	602563	
13	14166	22088	-.6943A	.0165	1.22	9.9	1.34	9.9	.34	.38	69.1	75.5	.4474	602564	
14	14077	22088	-.3513A	.0158	1.08	9.9	1.11	9.1	.35	.40	69.5	72.4	.1231	602568	
15	15712	22088	-.2604A	.0156	.90	-9.9	.83	-9.9	.42	.40	74.8	71.7	-.3929	602569	
16	18409	22088	-1.4914A	.0195	.89	-9.7	.74	-9.9	.45	.33	84.7	83.9	.0035	602571	
17	11012	22088	.4892A	.0151	1.05	8.5	1.09	9.7	.35	.41	67.3	69.2	-.0049	602573	
18	11979	22091	.1081A	.0152	1.02	3.3	1.01	.8	.40	.41	68.8	69.7	.1557	632758	
19	12058	22091	.2564A	.0151	1.03	4.9	1.04	4.4	.38	.41	68.3	69.3	-.0113	632759	
20	14984	22091	-.2663A	.0156	.99	-1.2	.97	-2.4	.37	.40	71.6	71.8	-.1914	632763	
21	16685	22091	-.9427A	.0172	1.05	6.1	1.12	6.6	.32	.37	77.3	78.0	.0253	632764	
22	13600	22091	-.1630A	.0155	.98	-2.7	1.01	1.0	.43	.40	72.5	71.1	.0490	632765	
23	13201	22091	.0380A	.0153	.94	-9.9	.92	-8.4	.45	.41	72.8	70.0	-.0585	632768	
24	16955	22091	-.8036A	.0168	.90	-9.9	.86	-9.3	.40	.38	79.7	76.6	-.2003	632771	
25	9274	22088	.7354A	.0152	1.06	9.3	1.11	9.9	.33	.40	68.2	69.7	.1489	632772	
26	18476	22088	-1.5103A	.0196	.92	-7.5	.73	-9.9	.43	.33	84.7	84.0	-.0034	632777	
27	12017	22088	.1511A	.0152	1.02	3.8	1.02	2.0	.39	.41	68.4	69.6	.1035	632778	
28	14574	22088	.1713A	.0152	.94	-9.9	.91	-9.6	.44	.41	72.4	69.5	-.5287	632780	
29	17772	22088	-1.4418A	.0192	1.18	9.9	1.47	9.9	.25	.33	81.1	83.3	.1857	632781	
30	10319	22088	.7347A	.0152	1.01	1.6	1.05	5.5	.39	.40	70.0	69.7	-.0910	645851	
31	10696	22088	.6722A	.0152	1.04	7.3	1.07	7.4	.37	.40	67.7	69.5	-.1150	645852	
32	15094	22088	-.1680A	.0155	.96	-6.5	.93	-6.6	.39	.40	72.4	71.1	-.3205	645853	

Nebraska State Accountability 2014 Technical Report

ENTRY	TOTAL	TOTAL		MODEL	INFIT	OUTFIT	PTBISERL-EX	EXACT	MATCH						
NUMBER	SCORE	COUNT	MEASURE	S.E.	MNSQ	ZSTD	MNSQ	ZSTD	CORR.	EXP.	OBS%	EXP%	DISPLACE	ITEM	
33	12665	22088	-.0425A	.0154	1.15	9.9	1.20	9.9	.29	.41	64.4	70.4	.1482	645854	
34	18011	22088	-1.4272A	.0192	1.03	2.8	1.04	1.8	.35	.34	82.6	83.2	.0864	645855	
35	18231	22088	-1.6098A	.0201	1.01	.8	.90	-4.2	.44	.32	83.8	85.1	.1926	645860	
36	17862	22091	-1.4297A	.0192	1.17	9.9	1.38	9.9	.25	.34	80.7	83.2	.1426	645885	
37	19173	22091	-1.6441A	.0203	.87	-9.9	.74	-9.9	.36	.32	87.4	85.4	-.1627	645886	
38	20840	22091	-2.2365A	.0243	.55	-9.9	.32	-9.9	.39	.27	94.5	90.7	-.6191	645887	
39	12790	22091	-.0830A	.0154	1.08	9.9	1.08	7.5	.35	.40	67.1	70.6	.1601	645888	
40	13376	22091	-.1102A	.0154	.97	-4.7	.96	-3.9	.44	.40	72.3	70.8	.0493	645889	
41	17876	22091	-1.2402A	.0183	.96	-4.5	.97	-1.2	.36	.35	82.7	81.2	-.0568	645895	
42	15500	22091	-.4502A	.0160	.93	-9.9	.90	-7.9	.43	.39	75.9	73.2	-.1409	658366	
43	14417	22091	-.1876A	.0155	.95	-7.2	.94	-5.1	.42	.40	73.2	71.2	-.1265	658368	
44	14874	22091	-.6063A	.0163	1.02	2.5	.99	-.6	.43	.39	73.9	74.6	.1821	658369	
45	17072	22091	-.5029A	.0161	.89	-9.9	.84	-9.9	.36	.39	77.4	73.7	-.5476	658372	
46	14673	22091	-.3588A	.0158	.97	-4.1	.95	-3.7	.42	.40	73.1	72.4	-.0176	658374	
47	18143	22091	-1.4297A	.0192	.97	-2.9	.94	-2.6	.39	.34	83.7	83.2	.0415	658375	
48	15226	22091	-.5735A	.0162	1.03	3.4	1.02	1.3	.38	.39	73.5	74.3	.0576	658378	
49	3165	3625	-1.7407	.0530	.96	-1.1	.87	-1.9	.34	.30	87.5	87.4	.0011	687632	
50	3484	3625	-3.1287	.0881	.88	-1.6	.46	-5.2	.35	.18	96.1	96.1	.0015	687633	
51	3414	3625	-2.6797	.0734	.91	-1.5	.62	-4.0	.34	.22	94.1	94.2	.0016	687634	
52	1822	3625	.5614	.0372	1.02	1.1	1.05	2.3	.37	.39	69.0	68.8	.0007	687635	
53	3356	3625	-2.3993	.0661	.98	-.5	.84	-1.7	.27	.24	92.5	92.6	.0014	687636	
54	2923	3625	-1.1638	.0455	1.01	.2	.97	-.6	.34	.34	80.7	81.5	.0010	687637	
55	3352	3625	-2.3819	.0657	.87	-2.7	.54	-5.8	.41	.24	92.5	92.5	.0012	687638	
56	2659	3625	-.6731	.0412	1.04	2.2	1.10	2.5	.32	.37	75.3	76.2	.0010	687639	
57	1682	3625	.7554	.0373	1.16	9.9	1.25	9.9	.25	.39	62.8	69.1	.0007	687641	
58	2991	3625	-1.3091	.0471	.96	-1.6	.95	-1.0	.38	.33	83.6	83.1	.0010	687642	
59	2067	4068	.5166	.0350	1.08	5.8	1.13	6.0	.32	.39	66.3	68.7	.0013	687643	
60	2460	4068	.0296	.0356	.98	-1.2	.97	-1.3	.41	.39	70.7	70.0	.0014	687644	
61	2115	4068	.4578	.0350	1.09	6.5	1.16	7.5	.32	.40	65.3	68.7	.0014	687645	
62	2821	4068	-.4482	.0374	1.03	1.9	1.04	1.2	.34	.38	73.5	73.6	.0015	687646	
63	3146	4068	-.9391	.0407	1.07	3.5	1.28	6.2	.26	.35	78.6	78.8	.0015	687647	
64	2581	4068	-.1255	.0360	.90	-7.2	.85	-6.3	.49	.39	75.0	71.0	.0014	687648	
65	3888	4068	-2.9877	.0783	.93	-1.0	.96	-.3	.26	.19	95.6	95.6	.0021	687649	
66	2776	4068	-.3858	.0371	1.11	6.7	1.20	6.4	.27	.38	70.3	73.1	.0015	687650	
67	2964	4068	-.6543	.0386	1.00	-.2	.91	-2.5	.37	.37	75.1	75.7	.0015	687651	
68	2641	4068	-.2041	.0363	1.05	2.9	1.08	3.1	.34	.39	70.1	71.6	.0015	687652	
69	4386	4634	-2.7983	.0674	.92	-1.5	.70	-3.4	.31	.21	94.6	94.6	.0015	687653	
70	3552	4634	-.9120	.0378	.96	-2.1	.91	-2.5	.40	.36	79.6	78.3	.0010	687654	
71	3665	4634	-1.0791	.0392	.92	-4.0	.78	-5.5	.44	.35	81.0	80.2	.0011	687655	
72	4136	4634	-1.9774	.0500	.92	-2.5	.77	-3.6	.37	.27	89.4	89.3	.0010	687656	
73	3537	4634	-.8906	.0377	.97	-1.6	.93	-1.9	.39	.36	78.0	78.1	.0011	687657	
74	1769	4634	1.1501	.0339	1.21	9.9	1.35	9.9	.21	.38	63.4	71.3	.0010	687658	
75	3228	4634	-.4830	.0352	.98	-1.0	.94	-2.0	.40	.38	73.7	73.9	.0011	687659	
76	4087	4634	-1.8595	.0482	.90	-3.2	.70	-5.2	.40	.28	88.6	88.2	.0011	687660	
77	2569	4634	.2719	.0330	1.02	1.5	1.01	.5	.38	.40	67.9	69.1	.0010	687661	
78	2199	4634	.6728	.0330	1.07	5.8	1.13	6.8	.31	.40	66.9	69.0	.0010	687662	
79	3412	4155	-1.2819	.0436	.95	-2.1	.90	-1.9	.39	.33	83.4	82.7	.0011	687663	
80	2790	4155	-.3141	.0366	1.05	2.9	1.04	1.2	.35	.39	71.0	72.7	.0010	687664	
81	2245	4155	.3737	.0349	1.10	7.4	1.17	7.5	.32	.41	65.8	69.2	.0010	687665	
82	3107	4155	-.7654	.0391	.92	-4.1	.85	-4.2	.45	.37	78.2	77.1	.0010	687666	
83	2766	4155	-.2821	.0365	.99	-.3	.96	-1.6	.40	.39	71.6	72.5	.0010	687667	
84	2931	4155	-.5075	.0375	1.08	4.4	1.16	4.6	.31	.38	72.2	74.5	.0010	687668	
85	2437	4155	.1383	.0352	.89	-8.2	.84	-7.4	.50	.40	74.4	69.9	.0010	687669	
86	3419	4155	-1.2952	.0438	.84	-6.6	.64	-8.0	.51	.33	84.0	82.8	.0011	687670	
87	2843	4155	-.3857	.0369	1.07	4.2	1.21	6.6	.32	.39	71.6	73.3	.0010	687671	
88	2152	4155	.4867	.0348	1.05	3.4	1.08	4.0	.36	.41	67.9	69.1	.0010	687672	
89	3575	5609	-.4962	.0311	1.04	2.8	1.10	4.0	.38	.41	70.7	71.9	-.0006	687673	
90	4356	5609	-1.3326	.0351	.89	-6.3	.86	-3.9	.47	.37	81.7	79.3	-.0007	687674	
91	4426	5609	-1.4202	.0357	.88	-6.6	.72	-7.9	.49	.36	81.5	80.2	-.0007	687675	
92	2418	5609	.5707	.0304	.99	-.8	1.03	1.3	.41	.42	71.7	70.5	-.0004	687676	

Nebraska State Accountability 2014 Technical Report

ENTRY	TOTAL	TOTAL		MODEL	INFIT	OUTFIT	PTBISERL-EX	EXACT	MATCH						
NUMBER	SCORE	COUNT	MEASURE	S.E.	MNSQ	ZSTD	MNSQ	ZSTD	CORR.	EXP.	OBS%	EXP%	DISPLACE	ITEM	
93	3259	5609	-1.1982	.0304	1.29	9.9	1.42	9.9	.17	.42	58.8	70.3	-.0005	687677	
94	4606	5609	-1.6624	.0377	.88	-5.9	.69	-7.7	.47	.34	83.8	82.7	-.0008	687678	
95	4748	5609	-1.8756	.0398	.82	-8.1	.55	-9.9	.52	.33	85.8	84.9	-.0007	687679	
96	1558	5609	1.4299	.0334	1.40	9.9	1.88	9.9	.03	.38	67.6	76.7	-.0003	687680	
97	3006	5609	.0338	.0302	1.04	3.4	1.04	2.4	.38	.42	67.7	69.7	-.0005	687681	
98	4286	5609	-1.2478	.0345	1.00	.0	1.11	2.9	.36	.37	80.2	78.4	-.0007	687682	
MEAN	9036.9	13074	-.6743	.0298	1.01	.7	.99	.3			76.2	76.9			
S.D.	6411.8	8847.0	.9610	.0155	.11	6.4	.22	6.4			8.5	7.5			

Grade 7 Reading

ENTRY	TOTAL	TOTAL		MODEL	INFIT	OUTFIT	PTBISERL-EX	EXACT	MATCH						
NUMBER	SCORE	COUNT	MEASURE	S.E.	MNSQ	ZSTD	MNSQ	ZSTD	CORR.	EXP.	OBS%	EXP%	DISPLACE	ITEM	
1	13910	21826	-.2841A	.0162	.97	-4.7	.91	-6.5	.49	.43	74.1	73.6	.1456	602603	
2	15258	21826	-.5559A	.0167	.99	-1.3	.92	-5.2	.45	.42	75.3	75.7	.0614	602605	
3	13274	21826	.0742A	.0157	1.02	3.5	1.00	.3	.41	.44	70.4	71.6	-.0551	602607	
4	15821	21826	-.7814A	.0173	1.07	8.4	1.25	9.9	.38	.41	76.5	77.6	.1304	602608	
5	16332	21826	-.7247A	.0171	.88	-9.9	.81	-9.9	.49	.41	80.4	77.1	-.0815	602612	
6	11825	21826	.3914A	.0155	1.03	5.1	1.05	4.7	.41	.44	69.5	70.7	-.0187	602613	
7	13929	21813	-.0692A	.0159	1.02	3.0	1.05	3.7	.41	.44	71.9	72.3	-.0779	645962	
8	11203	21813	.8514A	.0156	1.07	9.9	1.13	9.9	.40	.43	68.7	71.0	-.3269	645964	
9	18156	21813	-1.5877A	.0206	1.03	2.6	1.10	3.5	.40	.34	84.6	85.4	.1675	645965	
10	17525	21813	-1.0338A	.0181	.91	-9.7	.81	-9.6	.41	.39	82.1	80.0	-.1636	645969	
11	16510	21813	-1.1765A	.0187	1.12	9.9	1.17	7.2	.43	.38	78.3	81.4	.3231	645970	
12	16037	21826	-.7774A	.0173	1.09	9.9	1.16	8.4	.35	.41	75.5	77.6	.0623	646029	
13	18971	21826	-1.5079A	.0201	.80	-9.9	.66	-9.9	.41	.35	88.1	84.6	-.2715	646030	
14	17304	21826	-1.2170A	.0188	1.07	6.7	1.17	6.9	.36	.38	80.9	81.8	.1061	646032	
15	14907	21826	-.2555A	.0161	.90	-9.9	.84	-9.9	.49	.43	76.4	73.4	-.1475	646034	
16	16894	21826	-.5930A	.0168	.85	-9.9	.78	-9.9	.45	.42	81.0	76.0	-.3987	646035	
17	17179	21826	-.8036A	.0174	.84	-9.9	.72	-9.9	.46	.40	81.8	77.8	-.2774	646036	
18	17202	21826	-.8941A	.0176	.96	-4.0	1.03	1.3	.36	.40	80.3	78.7	-.1915	646037	
19	13309	21813	.0247A	.0158	.98	-3.0	.93	-6.1	.45	.44	71.7	71.8	-.0150	646038	
20	19706	21813	-1.9503A	.0228	.74	-9.9	.47	-9.9	.44	.31	90.8	88.7	-.2155	646040	
21	12262	21813	-.0138A	.0158	1.04	5.3	1.03	2.2	.45	.44	70.5	72.0	.2818	646041	
22	16702	21813	-1.0046A	.0180	.98	-1.9	1.04	1.9	.44	.39	80.4	79.7	.0871	646043	
23	15212	21813	-.4831A	.0166	.99	-1.1	.91	-6.4	.43	.42	74.2	75.1	-.0013	646045	
24	13953	21813	-.2613A	.0161	1.10	9.9	1.14	9.9	.37	.43	70.2	73.4	.1105	646047	
25	12319	21813	-.1693A	.0160	1.20	9.9	1.38	9.9	.35	.43	66.6	72.9	.4244	646051	
26	15839	21826	-.4610A	.0165	.97	-3.8	.97	-1.7	.40	.42	76.0	74.9	-.2028	658383	
27	12930	21826	.1931A	.0156	.96	-5.9	.97	-2.8	.47	.44	73.0	71.1	-.0892	658386	
28	14321	21826	-.1859A	.0160	.99	-1.9	.94	-4.4	.43	.43	73.3	73.0	-.0608	658387	
29	13970	21826	-.2485A	.0161	1.06	8.6	1.04	3.3	.40	.43	70.6	73.4	.0941	658390	
30	12368	21826	.3143A	.0155	.90	-9.9	.87	-9.9	.51	.44	74.9	70.8	-.0730	658391	
31	16930	21826	-.9208A	.0177	.87	-9.9	.73	-9.9	.49	.40	81.3	78.9	-.0713	658393	
32	16187	21813	-.7267A	.0171	.99	-.8	.96	-2.5	.41	.41	77.1	77.1	-.0365	658413	
33	13529	21813	-.0968A	.0159	1.00	-.2	.95	-4.4	.44	.44	71.7	72.4	.0523	658414	
34	20171	21813	-2.2438A	.0250	.70	-9.9	.38	-9.9	.45	.28	92.7	91.0	-.2262	658417	
35	14282	21813	-.2375A	.0161	.90	-9.9	.86	-9.9	.52	.43	76.7	73.3	.0008	658420	
36	18264	21813	-1.3974A	.0196	.81	-9.9	.61	-9.9	.51	.36	86.0	83.6	-.0726	658421	
37	15562	21813	-.4678A	.0165	.97	-3.6	.92	-5.9	.42	.42	75.3	75.0	-.1164	658422	
38	14463	21813	-.2342A	.0161	1.03	4.7	.97	-2.5	.39	.43	70.5	73.3	-.0504	658424	
39	12296	21813	.0173A	.0158	1.04	5.5	1.06	4.7	.44	.44	70.4	71.8	.2423	658429	
40	15680	21813	-.6840A	.0170	1.12	9.9	1.29	9.9	.32	.41	74.2	76.8	.0705	658434	
41	17320	21813	-1.1383A	.0185	.93	-7.4	.82	-8.6	.46	.38	82.3	81.0	.0175	658435	
42	14325	21813	-.2243A	.0161	.99	-1.4	.99	-.5	.44	.43	73.9	73.2	-.0240	658437	
43	18627	21813	-1.5182A	.0202	.84	-9.9	.67	-9.9	.45	.35	86.8	84.7	-.1032	658439	

Nebraska State Accountability 2014 Technical Report

ENTRY	TOTAL	TOTAL		MODEL	INFIT	OUTFIT	PTBISERL-EX	EXACT	MATCH						
NUMBER	SCORE	COUNT	MEASURE	S.E.	MNSQ	ZSTD	MNSQ	ZSTD	CORR.	EXP.	OBS%	EXP%	DISPLACE	ITEM	
44	9530	21826	.8312A	.0156	.93	-9.9	.94	-6.1	.47	.44	74.2	70.9	.0932	658447	
45	12768	21826	-.1821A	.0160	1.23	9.9	1.39	9.9	.31	.43	65.7	72.9	.3286	658448	
46	13873	21826	-.1490A	.0160	1.08	9.9	1.11	8.3	.37	.44	70.3	72.7	.0184	658450	
47	8562	21826	1.0300A	.0157	1.04	5.4	1.11	9.9	.35	.43	71.1	71.7	.1330	658451	
48	14141	21826	-.0948A	.0159	.93	-9.9	.86	-9.9	.48	.44	74.4	72.4	-.1060	658454	
49	2050	4024	.5825	.0356	1.07	4.7	1.12	5.7	.37	.42	67.4	69.7	.0027	687683	
50	3477	4024	-1.6233	.0491	.93	-2.2	.81	-3.2	.38	.31	87.0	86.5	.0022	687684	
51	2751	4024	-.3403	.0377	1.10	5.6	1.19	5.7	.31	.40	70.8	73.7	.0024	687685	
52	1819	4024	.8766	.0358	.98	-1.6	1.00	.1	.42	.42	72.7	70.2	.0028	687686	
53	1650	4024	1.0957	.0362	1.26	9.9	1.42	9.9	.19	.41	62.4	71.1	.0029	687687	
54	2017	4024	.6244	.0356	1.29	9.9	1.41	9.9	.17	.42	58.0	69.7	.0027	687688	
55	3295	4024	-1.2292	.0443	1.11	4.1	1.33	5.7	.23	.34	81.9	82.5	.0022	687689	
56	1939	4024	.7234	.0357	1.18	9.9	1.26	9.9	.26	.42	63.2	69.8	.0028	687690	
57	1039	4024	1.9726	.0403	1.13	6.1	1.43	9.9	.24	.37	75.1	77.9	.0031	687691	
58	2354	4024	.1944	.0360	.93	-5.2	.89	-4.6	.48	.42	73.8	70.3	.0025	687692	
59	3283	4794	-.7213	.0354	1.00	-.2	.99	-.4	.45	.45	74.9	74.9	-.0025	687694	
60	3624	4794	-1.1738	.0377	.91	-5.0	.83	-3.9	.49	.42	79.9	78.2	-.0026	687695	
61	2293	4794	.4317	.0338	1.07	4.8	1.09	3.6	.42	.48	70.3	72.1	-.0022	687696	
62	2331	4794	.3884	.0337	1.14	9.5	1.25	9.9	.37	.48	67.9	72.0	-.0023	687698	
63	3837	4794	-1.4936	.0399	.88	-5.9	.68	-6.7	.50	.39	82.5	81.1	-.0026	687700	
64	2898	4794	-.2585	.0341	1.07	4.6	1.16	5.7	.42	.47	71.1	72.7	-.0024	687701	
65	3609	4794	-1.1526	.0375	.95	-2.7	.86	-3.2	.46	.42	78.9	78.0	-.0026	687702	
66	3868	4794	-1.5437	.0404	.98	-1.0	.98	-.4	.40	.39	81.9	81.6	-.0025	687704	
67	3776	4794	-1.3980	.0392	.83	-9.0	.63	-8.4	.55	.40	83.3	80.2	-.0027	687705	
68	2891	4794	-.2504	.0341	1.03	2.1	1.02	.6	.44	.47	71.4	72.7	-.0024	687706	
69	3056	4628	-.1372	.0347	.99	-.4	1.00	.0	.42	.41	73.5	72.9	-.0002	687707	
70	3765	4628	-1.1247	.0411	.84	-7.3	.66	-8.0	.53	.36	84.8	82.3	-.0003	687708	
71	3075	4628	-.1602	.0348	1.13	8.3	1.20	6.9	.29	.41	68.8	73.1	-.0002	687709	
72	2348	4628	.6679	.0332	.88	-9.9	.86	-7.2	.51	.42	75.6	69.7	-.0002	687710	
73	2759	4628	.2096	.0337	1.49	9.9	1.88	9.9	.01	.42	53.2	70.7	-.0002	687711	
74	3563	4628	-.8063	.0384	1.01	.5	1.04	1.1	.37	.38	79.6	79.1	-.0003	687712	
75	3860	4628	-1.2919	.0428	1.02	.9	1.38	6.5	.31	.35	84.4	84.0	-.0002	687713	
76	3636	4628	-.9165	.0393	1.03	1.2	1.08	1.8	.35	.38	80.2	80.2	-.0002	687714	
77	3526	4628	-.7522	.0380	1.21	9.9	1.65	9.9	.18	.39	75.8	78.6	-.0002	687715	
78	3910	4628	-1.3858	.0439	.94	-2.2	1.06	1.0	.39	.34	85.5	84.9	-.0002	687718	
79	2879	4052	-.4710	.0388	1.00	.0	.98	-.5	.42	.42	76.1	75.8	.0007	687720	
80	2262	4052	.3765	.0360	1.41	9.9	1.78	9.9	.12	.44	57.4	70.9	.0009	687721	
81	2922	4052	-.5363	.0392	1.09	4.4	1.10	2.7	.34	.41	74.1	76.4	.0007	687722	
82	2145	4052	.5273	.0358	.99	-.4	1.03	1.5	.44	.43	71.6	70.5	.0009	687723	
83	3415	4052	-1.4223	.0469	.89	-4.0	.71	-5.2	.47	.35	85.3	84.8	.0007	687724	
84	2095	4052	.5914	.0358	1.09	6.0	1.14	6.0	.35	.43	67.6	70.5	.0009	687725	
85	3382	4052	-1.3512	.0460	.86	-5.4	.67	-6.5	.50	.36	85.5	84.1	.0007	687726	
86	3143	4052	-.8956	.0417	.87	-6.2	.73	-6.6	.52	.39	82.3	79.7	.0007	687727	
87	1434	4052	1.4583	.0372	1.16	9.2	1.35	9.9	.26	.40	68.9	73.3	.0010	687728	
88	2655	4052	-.1477	.0373	1.01	.6	.99	-.3	.42	.43	72.8	73.4	.0008	687729	
89	3782	4328	-1.7487	.0489	.89	-3.7	.69	-5.0	.43	.31	88.0	87.4	.0004	687731	
90	2720	4328	-.0400	.0355	1.09	5.8	1.12	4.4	.35	.43	68.0	72.1	.0003	687732	
91	2930	4328	-.3118	.0365	1.02	1.4	1.03	1.0	.40	.42	73.8	73.8	.0003	687733	
92	2340	4328	.4272	.0347	1.13	8.6	1.18	7.7	.33	.44	65.6	70.5	.0004	687734	
93	3020	4328	-.4334	.0370	.96	-2.1	.94	-1.7	.45	.41	75.9	74.7	.0003	687735	
94	2796	4328	-.1367	.0358	1.14	8.6	1.34	9.9	.31	.43	69.5	72.6	.0003	687736	
95	2235	4328	.5537	.0347	1.22	9.9	1.32	9.9	.27	.44	61.6	70.4	.0004	687737	
96	2102	4328	.7140	.0347	.90	-7.6	.89	-5.1	.50	.44	75.8	70.5	.0004	687738	
97	3163	4328	-.6349	.0381	.88	-6.8	.75	-7.2	.52	.40	79.1	76.4	.0003	687739	
98	2775	4328	-.1098	.0358	1.02	1.4	.97	-1.0	.40	.43	70.9	72.5	.0003	687741	
MEAN	8817.7	12914	-.3797	.0278	1.01	.3	1.02	.2			75.2	75.9			
S.D.	6352.6	8728.1	.7933	.0109	.13	6.9	.25	6.9			7.3	5.1			

Nebraska State Accountability 2014 Technical Report

Grade 8 Reading

ENTRY	TOTAL	TOTAL		MODEL	INFIT	OUTFIT	PTBISERL-EX	EXACT	MATCH					
NUMBER	SCORE	COUNT	MEASURE	S.E.	MNSQ	ZSTD	MNSQ	ZSTD	CORR.	EXP.	OBS%	EXP%	DISPLACE	ITEM
1	13179	21691	-.2046A	.0155	1.04	6.3	1.07	6.9	.36	.40	69.2	70.5	-.0015	564131
2	13523	21691	-.4305A	.0158	1.06	8.3	1.06	5.5	.37	.39	69.9	72.2	.1423	564133
3	13926	21691	-.5062A	.0159	.94	-8.5	.87	-9.9	.48	.39	73.5	72.8	.1196	564136
4	19519	21691	-2.0983A	.0225	.82	-9.9	.68	-9.9	.37	.30	90.4	88.5	-.1970	564137
5	15592	21691	-1.1083A	.0175	1.14	9.9	1.19	9.9	.37	.37	74.9	78.7	.2911	564139
6	15689	21691	-.4813A	.0159	.92	-9.9	.87	-9.9	.39	.39	74.9	72.6	-.3712	564170
7	16015	21691	-1.2278A	.0179	1.17	9.9	1.23	9.9	.34	.36	76.0	79.9	.2916	564177
8	17833	21691	-1.4878A	.0190	.86	-9.9	.71	-9.9	.47	.35	84.5	82.6	-.0408	564178
9	18478	21691	-2.1123A	.0226	1.14	9.0	.91	-3.3	.43	.30	85.5	88.6	.3374	564179
10	13633	21691	-.8054A	.0166	1.27	9.9	1.35	9.9	.32	.38	66.9	75.6	.4924	564184
11	12999	21691	.1606A	.0152	.96	-7.2	.95	-6.4	.42	.39	70.7	68.8	-.3221	564228
12	15297	21691	-.8996A	.0169	1.06	7.1	1.05	3.3	.39	.38	74.2	76.5	.1614	564232
13	18286	21691	-1.5332A	.0192	.84	-9.9	.70	-9.9	.42	.34	85.8	83.1	-.1741	564233
14	17404	21691	-1.4267A	.0188	.95	-4.9	.83	-9.4	.44	.35	82.3	82.0	.0529	564236
15	12334	21691	-.1723A	.0154	1.03	4.5	1.02	2.2	.39	.40	68.9	70.3	.1652	564242
16	12503	21704	-.1313A	.0154	1.02	2.6	1.01	1.2	.39	.40	68.7	70.1	.0861	564270
17	14224	21704	-.5216A	.0159	1.16	9.9	1.24	9.9	.26	.39	67.8	72.9	.0622	564271
18	15895	21704	-1.1592A	.0177	1.09	9.3	1.07	4.0	.41	.37	76.3	79.2	.2590	564273
19	19451	21704	-1.8003A	.0206	.66	-9.9	.52	-9.9	.44	.32	90.9	85.7	-.4625	564276
20	16198	21704	-1.2427A	.0180	1.10	9.9	1.12	6.4	.39	.36	77.4	80.1	.2554	564278
21	16310	21704	-1.0057A	.0172	.91	-9.9	.85	-9.9	.46	.37	79.4	77.6	-.0187	564280
22	13263	21704	-.4675A	.0158	1.13	9.9	1.17	9.9	.33	.39	68.1	72.4	.2438	564281
23	11789	21704	.0901A	.0152	1.02	3.2	1.04	4.1	.37	.40	68.5	69.0	.0301	602765
24	14846	21704	-.6454A	.0162	1.01	1.4	1.03	2.1	.39	.39	73.9	74.0	.0269	602766
25	11677	21704	-.1802A	.0154	1.22	9.9	1.27	9.9	.24	.40	61.0	70.4	.3259	602767
26	17107	21704	-1.4753A	.0190	1.11	9.6	1.18	8.5	.35	.35	80.5	82.5	.2069	602769
27	16666	21704	-.9752A	.0171	.85	-9.9	.78	-9.9	.47	.38	81.0	77.3	-.1598	602771
28	14811	21704	.1370A	.0152	.98	-4.0	.98	-2.5	.41	.39	70.5	68.9	-.7457	602776
29	14719	21704	-.7044A	.0163	1.02	2.7	1.02	1.9	.41	.39	73.8	74.6	.1199	645975
30	18785	21704	-1.6708A	.0199	.78	-9.9	.63	-9.9	.44	.33	87.7	84.5	-.2486	645976
31	16548	21704	-.3393A	.0156	.89	-9.9	.85	-9.9	.38	.40	75.3	71.4	-.7688	645980
32	19040	21704	-2.0360A	.0221	.89	-7.7	.69	-9.9	.43	.30	88.3	87.9	.0056	645982
33	15355	21704	-.6794A	.0163	1.00	.2	.99	-1.2	.36	.39	74.0	74.3	-.0754	645984
34	9725	21704	.3342A	.0151	1.20	9.9	1.30	9.9	.21	.39	60.1	68.5	.2566	645985
35	17544	21691	-1.4767A	.0190	.96	-3.5	.83	-9.2	.43	.35	82.3	82.5	.0545	658460
36	10779	21691	.3407A	.0151	.99	-1.2	1.01	1.3	.38	.39	69.4	68.5	.0097	658461
37	11234	21691	.1906A	.0151	.99	-2.1	.99	-1.3	.39	.39	69.3	68.7	.0555	658463
38	12809	21691	.0610A	.0152	1.10	9.9	1.13	9.9	.30	.40	65.1	69.1	-.1787	658464
39	8629	21691	.5033A	.0151	1.09	9.9	1.12	9.9	.28	.39	64.4	68.5	.3408	658465
40	14610	21704	-1.1436A	.0176	1.29	9.9	1.37	9.9	.39	.37	71.8	79.0	.5899	658469
41	13174	21704	-.1227A	.0154	1.06	8.9	1.07	6.9	.33	.40	67.8	70.0	-.0807	658470
42	13990	21704	-.0820A	.0153	.98	-3.0	.96	-4.1	.38	.40	70.4	69.8	-.3199	658472
43	11791	21704	.6008A	.0152	1.12	9.9	1.19	9.9	.32	.38	63.8	68.7	-.4728	658474
44	16672	21704	-1.5670A	.0194	1.27	9.9	1.32	9.9	.36	.34	78.2	83.4	.4392	658475
45	17020	21704	-.8508A	.0167	.89	-9.9	.86	-9.9	.36	.38	80.1	76.0	-.4025	658478
46	14975	21691	-.6570A	.0162	.94	-8.3	.88	-9.8	.45	.39	75.8	74.1	.0026	658502
47	18625	21691	-1.6866A	.0200	.83	-9.9	.71	-9.9	.42	.33	87.3	84.6	-.1630	658503
48	13109	21691	-.0368A	.0153	.98	-4.0	.97	-2.9	.40	.40	70.9	69.6	-.1524	658508
49	17640	21691	-1.3417A	.0184	.89	-9.9	.93	-3.9	.41	.36	83.9	81.1	-.1188	658509
50	18371	21691	-1.5995A	.0196	.94	-5.6	.97	-1.4	.32	.34	85.5	83.8	-.1415	658510
51	1939	4009	.4628	.0349	1.22	9.9	1.30	9.9	.17	.37	58.7	67.9	.0018	687743
52	3124	4009	-1.1367	.0413	.97	-1.4	1.00	.1	.38	.35	80.6	79.4	.0014	687745
53	3084	4009	-1.0696	.0407	.92	-4.1	.81	-5.5	.45	.35	79.4	78.6	.0014	687746
54	2980	4009	-.9032	.0394	.89	-5.8	.76	-7.7	.48	.36	78.2	76.8	.0015	687747
55	3235	4009	-1.3338	.0431	.92	-3.2	.82	-4.3	.42	.33	82.4	81.6	.0014	687748
56	1318	4009	1.2477	.0368	1.29	9.9	1.56	9.9	.05	.34	62.8	71.9	.0019	687749
57	2752	4009	-.5690	.0373	1.03	2.0	1.05	1.7	.34	.37	71.9	73.4	.0016	687750
58	2870	4009	-.7375	.0383	.91	-5.0	.83	-6.1	.46	.37	76.8	75.1	.0015	687751
59	2266	4009	.0629	.0352	.95	-3.5	.93	-3.4	.42	.38	70.6	68.8	.0017	687752

Nebraska State Accountability 2014 Technical Report

ENTRY	TOTAL	TOTAL		MODEL	INFIT	OUTFIT	PTBISERL-EX	EXACT	MATCH						
NUMBER	SCORE	COUNT	MEASURE	S.E.	MNSQ	ZSTD	MNSQ	ZSTD	CORR.	EXP.	OBS%	EXP%	DISPLACE	ITEM	
60	1537	4009	.9606	.0357	1.19	9.9	1.34	9.9	.15	.36	63.0	69.6	.0019	687753	
61	1726	4171	.8319	.0348	1.06	4.3	1.17	7.9	.27	.37	69.0	69.1	.0011	687754	
62	3161	4171	-.9819	.0394	.93	-3.7	.83	-5.0	.44	.36	79.1	78.0	.0010	687755	
63	3152	4171	-.9680	.0393	.96	-2.1	.95	-1.5	.41	.36	79.3	77.9	.0010	687757	
64	3019	4171	-.7699	.0379	.97	-1.5	.93	-2.4	.40	.37	76.8	75.7	.0010	687758	
65	3820	4171	-2.4074	.0585	.89	-2.7	.61	-5.8	.40	.26	91.7	91.6	.0011	687759	
66	2648	4171	-.2732	.0355	.84	-9.9	.78	-9.9	.54	.38	77.2	71.1	.0010	687760	
67	2734	4171	-.3829	.0359	.99	-.6	1.03	1.1	.39	.38	72.8	72.0	.0010	687761	
68	2783	4171	-.4466	.0362	.95	-3.0	.91	-3.6	.43	.38	73.6	72.5	.0010	687762	
69	1884	4171	.6428	.0345	1.21	9.9	1.34	9.9	.19	.37	59.2	68.3	.0011	687763	
70	3396	4171	-1.3782	.0430	.94	-2.6	.85	-3.4	.41	.34	83.2	82.3	.0010	687764	
71	3252	4243	-1.0530	.0397	.99	-.3	1.02	.6	.38	.37	78.9	78.8	-.0005	687765	
72	3275	4243	-1.0895	.0400	1.01	.7	.99	-.2	.36	.37	78.4	79.2	-.0006	687766	
73	3661	4243	-1.8165	.0478	.90	-3.3	.89	-1.9	.42	.32	87.2	86.6	-.0007	687767	
74	3146	4243	-.8908	.0385	1.08	4.2	1.23	6.3	.29	.38	76.6	77.1	-.0006	687768	
75	4012	4243	-2.9433	.0702	.93	-1.2	.78	-2.3	.30	.23	94.6	94.6	-.0005	687769	
76	3558	4243	-1.5954	.0450	.89	-4.3	.74	-5.5	.46	.34	85.5	84.4	-.0005	687770	
77	2791	4243	-.4025	.0359	.92	-5.1	.88	-4.7	.47	.39	75.4	72.5	-.0005	687771	
78	2984	4243	-.6594	.0371	.91	-5.2	.84	-5.5	.47	.39	77.0	74.8	-.0005	687772	
79	3168	4243	-.9237	.0388	.90	-5.3	.78	-6.6	.48	.38	78.8	77.4	-.0004	687773	
80	3421	4243	-1.3357	.0422	.86	-6.1	.67	-8.3	.51	.35	83.1	81.8	-.0006	687774	
81	2392	5178	.3068	.0313	1.07	5.5	1.11	5.8	.34	.41	66.5	69.5	.0004	687775	
82	2980	5178	-.2694	.0316	1.03	2.1	1.04	2.1	.39	.42	70.0	70.4	.0002	687776	
83	2014	5178	.6823	.0319	1.20	9.9	1.37	9.9	.20	.40	65.3	70.7	.0005	687777	
84	3934	5178	-1.3209	.0358	.81	-9.9	.64	-9.9	.57	.38	81.8	78.4	.0000	687778	
85	1831	5178	.8709	.0324	1.23	9.9	1.42	9.9	.18	.39	64.6	71.9	.0005	687779	
86	2822	5178	-.1132	.0314	1.21	9.9	1.29	9.9	.23	.42	61.5	69.9	.0003	687782	
87	4004	5178	-1.4123	.0365	.93	-4.0	.81	-5.7	.46	.38	80.4	79.3	.0001	687783	
88	3816	5178	-1.1734	.0349	.99	-.8	.96	-1.3	.41	.39	77.3	77.0	.0000	687784	
89	3547	5178	-.8611	.0333	1.09	5.9	1.17	6.1	.32	.41	72.4	74.3	.0001	687785	
90	3806	5178	-1.1612	.0348	.90	-6.2	.78	-7.7	.50	.39	78.8	76.9	.0000	687786	
91	3761	4103	-2.4141	.0593	.91	-2.2	.68	-4.7	.37	.26	91.8	91.7	.0002	687789	
92	1204	4103	1.4684	.0373	1.27	9.9	1.59	9.9	.06	.32	66.4	74.0	.0004	687790	
93	3002	4103	-.8102	.0386	.99	-.6	.96	-1.3	.38	.37	76.1	76.3	.0002	687792	
94	3425	4103	-1.5365	.0452	.89	-4.3	.75	-5.6	.46	.33	85.5	84.1	.0001	687793	
95	2459	4103	-.0837	.0352	1.02	1.7	1.04	1.8	.35	.38	69.3	69.7	.0003	687794	
96	2728	4103	-.4272	.0364	1.03	2.1	1.05	2.2	.34	.38	71.3	72.5	.0003	687795	
97	3818	4103	-2.6303	.0641	.89	-2.2	.60	-5.3	.38	.24	93.1	93.1	.0001	687796	
98	3647	4103	-2.0602	.0526	.90	-2.8	.76	-4.1	.41	.29	89.3	89.0	.0001	687798	
99	3458	4103	-1.6052	.0460	.99	-.2	.98	-.3	.33	.32	85.0	84.8	.0002	687800	
100	3536	4103	-1.7786	.0483	1.01	.2	.98	-.3	.31	.31	86.3	86.5	.0002	687801	
MEAN	9024.7	13019	-.7586	.0287	1.00	.2	.98	-.4			75.9	76.7			
S.D.	6343.7	8683.6	.8671	.0130	.13	7.0	.22	7.0			8.3	6.6			

Grade 11 Reading

ENTRY	TOTAL	TOTAL		MODEL	INFIT	OUTFIT	PTBISERL-EX	EXACT	MATCH						
NUMBER	SCORE	COUNT	MEASURE	S.E.	MNSQ	ZSTD	MNSQ	ZSTD	CORR.	EXP.	OBS%	EXP%	DISPLACE	ITEM	
1	19559	20956	-2.5783A	.0257	.70	-9.9	.48	-9.9	.36	.29	93.4	91.1	-.3596	564543	
2	10008	20956	.0112A	.0157	1.17	9.9	1.25	9.9	.31	.43	63.6	70.2	.3601	564544	
3	13400	20956	-1.1467A	.0178	1.22	9.9	1.14	7.7	.50	.40	70.2	78.2	.6753	564545	
4	11723	20956	-.6010A	.0164	1.31	9.9	1.51	9.9	.30	.42	64.4	73.5	.5537	564554	
5	12213	20956	-.8506A	.0169	1.16	9.9	1.12	7.7	.51	.42	69.1	75.5	.6819	564559	
6	17018	20956	-1.5300A	.0192	1.01	.8	1.11	5.0	.33	.38	82.7	81.9	-.0485	602833	
7	14023	20956	-.4842A	.0162	.94	-9.3	.91	-8.0	.46	.43	75.2	72.7	-.1590	602835	
8	16053	20956	-.4857A	.0162	.87	-9.9	.81	-9.9	.44	.43	77.4	72.7	-.7728	602840	
9	12453	20956	-.8178A	.0169	1.19	9.9	1.21	9.9	.44	.42	68.2	75.3	.5890	602841	
10	10419	20956	-.3427A	.0160	1.16	9.9	1.16	9.9	.39	.43	64.6	71.8	.6146	602842	

Nebraska State Accountability 2014 Technical Report

ENTRY	TOTAL	TOTAL	MODEL	INFIT	OUTFIT	PTBISERL-EX	EXACT	MATCH						
NUMBER	SCORE	COUNT	MEASURE	S.E.	MNSQ	ZSTD	MNSQ	ZSTD	CORR.	EXP.	OBS%	EXP%	DISPLACE	ITEM
11	16559	20956	-1.3237A	.0183	.85	-9.9	.72	-9.9	.50	.39	83.2	79.9	-.0899	646157
12	16234	20956	-1.2694A	.0182	.95	-5.7	.90	-5.2	.43	.39	80.3	79.4	-.0318	646158
13	11398	20956	.1631A	.0157	1.07	9.9	1.09	9.3	.36	.43	66.9	69.9	-.1309	646160
14	14860	20956	-.8524A	.0169	1.06	7.9	1.12	8.0	.35	.42	74.2	75.5	-.0238	646162
15	13152	20956	-.2417A	.0159	.99	-1.7	.99	-1.3	.42	.43	71.8	71.2	-.1694	646163
16	15310	20956	-1.3932A	.0186	1.10	9.9	1.05	2.6	.48	.39	77.6	80.5	.3905	646164
17	9302	20956	.6302A	.0158	1.09	9.9	1.21	9.9	.33	.41	68.1	70.5	-.0824	646165
18	12325	20956	-.2511A	.0159	1.03	4.2	1.01	1.1	.41	.43	69.9	71.3	.0521	646167
19	14904	20956	-1.2409A	.0181	1.19	9.9	1.22	9.9	.39	.39	73.9	79.1	.3573	646170
20	15773	20979	-.9336A	.0171	.82	-9.9	.71	-9.9	.52	.41	81.1	76.3	-.2183	646172
21	16982	20979	-1.4679A	.0189	.86	-9.9	.74	-9.9	.48	.38	83.9	81.3	-.0933	646173
22	16160	20979	-1.2046A	.0179	.93	-8.1	.85	-8.8	.44	.40	80.5	78.7	-.0685	646175
23	15015	20979	-.7474A	.0167	.83	-9.9	.73	-9.9	.53	.42	79.6	74.7	-.1730	646176
24	15189	20979	-.9305A	.0171	.94	-7.5	.91	-5.8	.45	.41	78.4	76.2	-.0388	646179
25	15093	20979	-1.0882A	.0176	1.08	9.3	1.11	6.2	.38	.40	75.3	77.7	.1505	646180
26	15826	20979	-1.0312A	.0174	.95	-6.4	.92	-5.0	.41	.41	78.3	77.1	-.1355	646182
27	16049	20979	-1.0861A	.0176	.85	-9.9	.73	-9.9	.50	.40	80.7	77.6	-.1527	646183
28	10993	20956	-.2045A	.0159	1.08	9.9	1.07	6.5	.39	.43	67.4	71.1	.3354	646185
29	9850	20956	.1212A	.0157	1.03	5.2	1.06	6.5	.38	.43	69.0	69.9	.1979	646188
30	16342	20956	-1.3467A	.0184	.87	-9.9	.71	-9.9	.52	.39	81.9	80.1	.0103	646189
31	12594	20956	-.3107A	.0160	1.02	2.4	1.01	1.0	.42	.43	70.9	71.6	.0436	646193
32	14566	20956	-.7926A	.0168	.93	-9.0	.92	-5.8	.48	.42	77.3	75.0	.0008	646194
33	13576	20956	-.6569A	.0165	1.07	8.8	1.08	5.8	.40	.42	71.4	73.9	.1366	646195
34	12265	20979	.1704A	.0157	1.07	9.9	1.12	9.9	.36	.43	67.9	69.9	-.3505	658529
35	14861	20979	-.3460A	.0160	1.04	5.6	1.05	4.3	.33	.43	70.4	71.8	-.5336	658530
36	14723	20979	-.5909A	.0164	1.08	9.9	1.13	9.5	.30	.42	71.1	73.4	-.2458	658532
37	17889	20979	-1.7671A	.0202	.82	-9.9	.76	-9.9	.44	.36	87.6	84.1	-.1641	658533
38	16174	20979	-1.0157A	.0174	.90	-9.9	.87	-8.4	.41	.41	80.0	77.0	-.2672	658535
39	15468	20979	-.8554A	.0169	1.07	8.1	1.30	9.9	.29	.41	74.9	75.6	-.2011	658536
40	9455	20979	.3342A	.0157	1.04	5.7	1.06	6.5	.37	.42	69.0	69.9	.1746	658539
41	16495	20979	-1.6060A	.0195	1.07	6.3	.99	-.2	.43	.37	80.7	82.6	.2266	658541
42	14846	20979	-.6577A	.0165	.92	-9.9	.87	-9.9	.44	.42	75.9	73.9	-.2140	658543
43	15753	20979	-.9989A	.0173	1.01	1.1	1.13	7.9	.35	.41	77.9	76.8	-.1449	658546
44	12869	20979	-.3499A	.0160	1.10	9.9	1.10	8.4	.34	.43	67.3	71.8	.0151	658559
45	15631	20979	-.8775A	.0170	.94	-7.4	.90	-6.9	.40	.41	77.6	75.8	-.2299	658560
46	18685	20979	-2.0259A	.0217	.67	-9.9	.44	-9.9	.51	.34	90.3	86.6	-.3069	658563
47	12014	20979	.1531A	.0157	1.11	9.9	1.18	9.9	.34	.43	65.8	69.9	-.2709	658564
48	15621	20979	-1.0724A	.0175	1.03	3.6	1.12	6.9	.36	.40	77.5	77.5	-.0276	658567
49	16218	20979	-.8936A	.0170	.78	-9.9	.68	-9.9	.51	.41	82.8	75.9	-.4080	658568
50	17483	20979	-1.4345A	.0188	.69	-9.9	.51	-9.9	.56	.38	87.7	80.9	-.3302	658570
51	3435	4173	-1.6293	.0442	.98	-8.1	1.01	.2	.38	.36	83.6	83.2	.0002	687802
52	3241	4173	-1.2797	.0409	.84	-7.7	.68	-8.4	.54	.38	82.2	79.7	.0002	687803
53	2569	4173	-.3176	.0358	.99	-.8	.97	-1.1	.43	.42	72.2	71.6	.0003	687804
54	2137	4173	.2188	.0349	1.06	4.6	1.11	4.9	.35	.42	66.8	69.6	.0004	687805
55	2898	4173	-.7570	.0375	1.00	.3	1.01	.4	.41	.41	74.5	74.8	.0002	687806
56	2250	4173	.0806	.0350	1.06	4.2	1.09	4.3	.36	.42	68.0	69.9	.0004	687807
57	3537	4173	-1.8389	.0466	.89	-4.0	.77	-4.2	.45	.34	86.5	85.2	.0001	687808
58	2694	4173	-.4799	.0363	1.16	9.6	1.25	8.7	.28	.42	67.0	72.6	.0003	687809
59	2910	4173	-.7739	.0376	.94	-3.3	.93	-2.4	.46	.41	77.2	74.9	.0003	687810
60	1547	4173	.9519	.0360	1.13	8.4	1.28	9.9	.26	.39	68.6	71.7	.0005	687812
61	2962	4023	-.9978	.0399	.95	-2.4	1.14	3.6	.45	.41	80.0	77.5	-.0004	687814
62	1966	4023	.3695	.0358	1.01	.7	1.03	1.3	.40	.43	70.5	70.0	-.0002	687815
63	2764	4023	-.6962	.0382	1.01	.5	.99	-.3	.42	.42	73.7	74.8	-.0004	687816
64	3178	4023	-1.3654	.0428	.82	-8.0	.71	-6.7	.55	.39	85.1	80.9	-.0005	687818
65	3005	4023	-1.0672	.0404	.94	-2.8	.85	-3.8	.46	.41	79.0	78.1	-.0004	687819
66	3271	4023	-1.5419	.0444	.94	-2.3	.80	-4.0	.44	.38	83.1	82.5	-.0005	687820
67	3427	4023	-1.8748	.0482	.84	-5.6	.70	-5.3	.50	.35	87.0	85.6	-.0005	687821
68	3112	4023	-1.2476	.0418	.91	-4.1	.78	-5.4	.49	.40	80.9	79.8	-.0005	687822
69	1208	4023	1.3962	.0387	1.11	5.9	1.41	9.9	.25	.38	73.6	75.4	.0000	687823
70	2583	4023	-.4397	.0371	1.06	3.5	1.10	3.4	.38	.43	71.3	72.8	-.0003	687824
71	3901	4857	-1.6460	.0398	.93	-3.0	.86	-3.1	.44	.38	83.1	81.6	-.0009	687825
72	2801	4857	-.2597	.0331	1.08	5.5	1.08	3.6	.37	.45	68.0	71.6	-.0007	687826
73	1850	4857	.7752	.0336	1.15	9.9	1.33	9.9	.28	.42	68.4	72.3	-.0004	687827
74	4192	4857	-2.1637	.0451	.87	-4.9	.65	-6.3	.47	.34	87.2	86.5	-.0010	687828
75	4059	4857	-1.9108	.0422	.85	-6.6	.71	-5.9	.51	.36	85.4	84.1	-.0010	687830
76	2829	4857	-.2904	.0332	1.08	5.4	1.08	3.6	.38	.45	68.9	71.7	-.0006	687831
77	3917	4857	-1.6713	.0400	.82	-8.7	.60	-9.8	.56	.38	84.3	81.8	-.0010	687832
78	4209	4857	-2.1986	.0455	.82	-6.6	.54	-8.7	.51	.34	87.6	86.8	-.0010	687834
79	1596	4857	1.0697	.0346	1.37	9.9	1.87	9.9	.08	.40	64.7	74.1	-.0004	687835
80	3745	4857	-1.4110	.0379	.90	-5.3	.75	-6.6	.50	.40	81.0	79.4	-.0010	687836

Nebraska State Accountability 2014 Technical Report

ENTRY	TOTAL	TOTAL		MODEL	INFIT	OUTFIT	PTBISERL-EX	EXACT	MATCH						
NUMBER	SCORE	COUNT	MEASURE	S.E.	MNSQ	ZSTD	MNSQ	ZSTD	CORR.	EXP.	OBS%	EXP%	DISPLACE	ITEM	
81	1280	3958	1.2017	.0379	1.23	9.9	1.57	9.9	.15	.37	67.9	73.7	.0004	687837	
82	3050	3958	-1.2421	.0417	.95	-2.3	.91	-2.1	.43	.39	81.0	79.3	.0001	687838	
83	2947	3958	-1.0691	.0403	.89	-5.4	.84	-4.4	.50	.39	80.6	77.7	.0001	687839	
84	2450	3958	-.3421	.0367	.99	-.3	.96	-1.4	.42	.42	71.7	71.5	.0002	687840	
85	3154	3958	-1.4294	.0433	.92	-3.2	.93	-1.6	.44	.37	83.3	81.2	.0001	687841	
86	2817	3958	-.8647	.0390	1.03	1.8	1.14	3.9	.37	.40	75.4	75.7	.0002	687842	
87	1796	3958	.5065	.0359	1.19	9.9	1.34	9.9	.23	.41	63.1	69.5	.0004	687844	
88	2149	3958	.0534	.0359	1.00	-.1	.99	-.2	.41	.42	69.6	69.7	.0003	687845	
89	3615	3958	-2.5736	.0597	.82	-4.6	.42	-8.7	.49	.28	91.5	91.4	.0001	687847	
90	3368	3958	-1.8738	.0482	.87	-4.4	.68	-5.9	.47	.34	86.4	85.5	.0001	687848	
91	3176	3968	-1.4340	.0434	.87	-5.8	.72	-6.3	.50	.37	83.6	81.3	.0000	687850	
92	2533	3968	-.4253	.0371	1.06	3.8	1.12	4.4	.36	.42	70.7	72.2	.0001	687851	
93	2176	3968	.0485	.0360	1.09	6.4	1.13	5.5	.34	.42	66.3	69.9	.0002	687852	
94	2156	3968	.0744	.0360	1.05	3.6	1.06	2.5	.36	.42	68.0	69.8	.0002	687853	
95	3344	3968	-1.7768	.0471	.81	-7.2	.58	-8.5	.54	.34	86.2	84.7	.0000	687854	
96	2979	3968	-1.0883	.0405	.90	-5.3	.77	-6.2	.49	.39	79.6	77.8	.0000	687856	
97	3229	3968	-1.5363	.0444	.87	-5.4	.66	-7.5	.50	.36	83.3	82.3	-.0001	687857	
98	2339	3968	-.1644	.0363	.97	-2.1	.96	-1.9	.45	.42	72.7	70.7	.0001	687858	
99	1174	3968	1.3965	.0389	1.01	.8	1.21	5.9	.32	.37	76.0	75.5	.0004	687859	
100	2953	3968	-1.0459	.0402	.95	-2.4	.94	-1.6	.44	.39	78.9	77.4	.0000	687860	
MEAN	8618.5	12582	-.7661	.0286	.99	.0	.97	-.1			76.2	76.5			
S.D.	6077.4	8389.3	.8327	.0119	.13	7.2	.25	7.1			7.3	5.2			

Appendix L: Mathematics Item Bank Difficulties

Grade 3 Mathematics

ENTRY	TOTAL	TOTAL	MODEL	INFIT	OUTFIT	PTBISERL-EX	EXACT	MATCH							
NUMBER	SCORE	COUNT	MEASURE	S.E.	MNSQ	ZSTD	MNSQ	ZSTD	CORR.	EXP.	OBS%	EXP%	DISPLACE	ITEM	
1	11710	22613	-.5456A	.0158	1.35	9.9	1.64	9.9	.33	.42	63.1	73.3	.7716	599741	
2	16921	22617	-.8946A	.0165	.83	-9.9	.74	-9.9	.51	.41	80.9	76.1	-.1771	599770	
3	14855	22617	-.7646A	.0162	1.13	9.9	1.20	9.9	.37	.41	71.3	75.0	.2505	599777	
4	14830	22613	-.4287A	.0156	.98	-3.6	.95	-4.1	.43	.43	73.1	72.6	-.0844	599790	
5	16373	22613	-1.0773A	.0170	.94	-7.8	.84	-9.7	.52	.40	78.6	77.8	.1673	599800	
6	12601	22613	-.1263A	.0153	1.06	8.8	1.06	5.6	.40	.43	68.6	71.1	.1461	599811	
7	16739	22617	-.9872A	.0168	1.05	6.2	1.13	7.6	.34	.40	76.0	76.9	-.0283	599813	
8	15871	22617	-1.2786A	.0177	1.18	9.9	1.23	9.9	.46	.38	75.1	79.7	.5077	599883	
9	18165	22613	-1.5437A	.0187	1.03	2.7	1.01	.4	.39	.36	81.7	82.4	.0930	599896	
10	19532	22613	-1.8748A	.0203	.92	-6.2	.75	-9.8	.36	.34	86.5	85.6	-.0998	600457	
11	16164	22613	-.7879A	.0163	1.03	3.8	1.11	6.9	.37	.41	75.0	75.2	-.0701	600460	
12	15913	22617	-.5876A	.0159	.97	-3.8	.93	-5.6	.40	.42	74.0	73.6	-.2053	600478	
13	15343	22617	-.4873A	.0157	1.06	8.1	1.10	7.8	.35	.43	71.2	72.9	-.1558	633864	
14	10400	22617	.4581A	.0152	1.13	9.9	1.21	9.9	.32	.43	66.1	70.5	.0673	633867	
15	18126	22613	-1.5960A	.0189	.96	-4.0	.83	-7.4	.49	.36	82.6	82.9	.1599	633868	
16	16692	22613	-.5833A	.0159	.83	-9.9	.76	-9.9	.49	.42	79.4	73.6	-.4304	633870	
17	17866	22613	-1.1745A	.0173	.79	-9.9	.63	-9.9	.53	.39	83.3	78.7	-.1867	633875	
18	15338	22617	-.5870A	.0159	1.00	-.3	.98	-1.9	.41	.42	73.5	73.6	-.0530	646514	
19	12017	22617	.1950A	.0152	.91	-9.9	.89	-9.9	.50	.44	74.4	70.4	-.0407	646516	
20	15724	22617	-.5113A	.0158	.88	-9.9	.83	-9.9	.49	.43	77.3	73.1	-.2321	646519	
21	15391	22617	-.0650A	.0153	1.08	9.9	1.06	5.8	.33	.44	67.4	70.9	-.5962	646538	
22	12763	22613	.1829A	.0152	.99	-1.7	.99	-1.3	.44	.44	71.0	70.4	-.2014	646546	
23	17941	22613	-1.4701A	.0184	.95	-4.9	.86	-6.6	.46	.37	82.0	81.6	.0933	646549	
24	15539	22613	-.7685A	.0162	1.04	5.3	1.07	4.7	.40	.41	74.0	75.0	.0785	646553	
25	18048	22617	-1.2489A	.0176	.80	-9.9	.69	-9.9	.51	.39	84.2	79.4	-.1702	646558	
26	11935	22617	-.0332A	.0152	1.00	-.6	1.01	1.2	.45	.44	71.5	70.8	.2066	646566	
27	17671	22617	-1.5460A	.0187	1.16	9.9	1.46	9.9	.34	.36	80.3	82.4	.2597	659838	
28	17015	22613	-1.2369A	.0175	1.02	2.5	1.02	1.0	.43	.39	78.7	79.3	.1453	659841	
29	15209	22613	-.5382A	.0158	1.07	9.9	1.10	7.4	.35	.42	70.7	73.3	-.0699	659843	
30	17658	22613	-1.3436A	.0179	.94	-6.8	.88	-6.0	.47	.38	81.4	80.4	.0560	659844	
31	15077	22617	-.4092A	.0156	1.08	9.9	1.12	9.3	.33	.43	69.7	72.4	-.1664	659852	
32	15594	22617	-.6544A	.0160	.92	-9.9	.86	-9.9	.48	.42	76.7	74.1	-.0515	659857	
33	12651	22617	.3778A	.0152	1.07	9.9	1.10	9.9	.40	.43	67.4	70.4	-.3685	659859	
34	14217	22613	-.3656A	.0156	1.01	.9	1.00	.4	.43	.43	72.2	72.2	.0038	659860	
35	13296	22613	-.0755A	.0153	1.06	9.8	1.05	5.1	.37	.44	68.1	70.9	-.0676	659862	
36	14818	22613	-.4425A	.0157	1.03	5.1	1.02	1.5	.38	.43	71.4	72.7	-.0674	659867	
37	18030	22617	-1.8704A	.0203	1.35	9.9	1.54	9.9	.32	.34	80.1	85.6	.4713	659870	
38	15928	22617	-.6115A	.0159	1.05	6.9	1.03	2.3	.34	.42	71.7	73.8	-.1850	659874	
39	7053	22617	1.0996A	.0158	1.07	9.8	1.23	9.9	.28	.41	71.9	73.4	.2380	659875	
40	19115	22613	-1.7225A	.0195	.97	-3.1	.99	-.4	.34	.35	84.9	84.1	-.0786	659879	
41	12933	22613	-.1944A	.0154	1.01	2.1	1.04	3.2	.44	.43	71.2	71.3	.1373	659880	
42	16702	22613	-1.1808A	.0173	1.01	1.1	.93	-3.6	.46	.39	78.0	78.8	.1795	659882	
43	19361	22617	-1.9432A	.0207	1.13	9.8	1.55	9.9	.21	.33	85.6	86.3	.0479	659886	
44	15007	22617	-.6229A	.0159	1.10	9.9	1.10	7.0	.35	.42	69.5	73.9	.0685	659887	
45	9112	22617	.8819A	.0155	1.07	9.9	1.16	9.9	.35	.42	70.5	72.0	-.0535	659888	
46	18806	22613	-1.5274A	.0186	.86	-9.9	.74	-9.9	.43	.36	84.9	82.2	-.1580	659890	
47	17869	22613	-1.4490A	.0183	.99	-.6	.91	-4.1	.43	.37	81.1	81.4	.0955	659895	
48	19026	22613	-1.5618A	.0188	.87	-9.9	.79	-9.7	.39	.36	85.1	82.6	-.2097	659899	
49	11520	22617	.1589A	.0152	.94	-9.4	.95	-5.6	.48	.44	73.1	70.4	.1093	659900	
50	9886	22617	.6704A	.0153	1.01	.9	1.05	5.0	.41	.43	71.5	71.1	-.0249	659903	
51	2968	4364	-.5609	.0362	1.01	.5	.97	-1.0	.40	.41	72.7	73.8	.0005	689743	

Nebraska State Accountability 2014 Technical Report

ENTRY	TOTAL	TOTAL		MODEL	INFIT	OUTFIT	PTBISERL-EX	EXACT	MATCH						
NUMBER	SCORE	COUNT	MEASURE	S.E.	MNSQ	ZSTD	MNSQ	ZSTD	CORR.	EXP.	OBS%	EXP%	DISPLACE	ITEM	
52	5054	5975	-2.0591	.0388	.89	-4.8	.83	-3.3	.44	.35	86.0	84.9	-.0002	689744	
53	1027	3631	1.6033	.0412	1.29	9.9	1.77	9.9	.08	.37	70.5	76.3	.0010	689746	
54	2106	3636	.0045	.0381	.94	-3.8	.90	-3.8	.48	.43	74.0	70.9	.0006	689747	
55	5136	5899	-2.3075	.0416	.95	-2.1	.90	-1.7	.37	.32	87.5	87.2	-.0001	689748	
56	4049	4650	-1.9309	.0468	.98	-.5	.92	-1.2	.34	.32	87.2	87.2	.0004	689749	
57	4200	5699	-1.2743	.0335	1.00	-.2	1.01	.3	.40	.40	77.4	76.9	-.0002	689750	
58	2862	4351	-.4328	.0359	.92	-5.0	.90	-3.4	.49	.42	75.2	72.9	.0005	689751	
59	3327	4400	-1.0075	.0387	.96	-2.2	.95	-1.1	.42	.38	78.7	77.9	.0004	689752	
60	3694	4097	-2.2745	.0555	.92	-2.0	.88	-1.5	.37	.29	90.3	90.2	.0006	689753	
61	3007	4035	-.9326	.0399	.97	-1.7	.96	-1.1	.42	.39	78.5	77.3	.0004	689754	
62	3253	3624	-2.2346	.0581	.87	-3.5	.67	-4.4	.43	.29	90.0	89.8	.0005	689755	
63	3437	3727	-2.5486	.0642	.89	-2.4	.65	-4.0	.38	.26	92.3	92.2	.0006	689756	
64	3006	4125	-.8452	.0388	1.05	2.8	1.23	5.8	.34	.40	75.3	76.3	.0004	689757	
65	3100	4201	-.8930	.0389	.95	-2.6	.88	-3.3	.45	.40	77.7	77.0	.0004	689759	
66	3791	4484	-1.6903	.0446	.91	-3.3	.84	-2.9	.42	.34	85.4	84.8	.0004	689762	
67	3884	6026	-.7045	.0305	1.12	8.9	1.14	5.2	.34	.44	68.4	73.0	.0000	689763	
68	3241	4150	-1.1801	.0412	.89	-5.1	.76	-5.6	.49	.38	82.0	79.7	.0004	689764	
69	3040	4180	-.8697	.0385	.93	-3.7	.94	-1.5	.46	.40	78.1	76.1	.0004	689765	
70	2444	4605	.2189	.0334	.90	-7.9	.88	-5.9	.50	.42	74.8	69.9	.0007	689766	
71	3547	4193	-1.7146	.0461	1.07	2.5	1.19	2.9	.26	.33	84.4	84.9	.0004	689767	
72	2331	4185	.0918	.0351	1.04	2.8	1.04	1.8	.39	.42	68.2	70.1	.0007	689768	
73	4239	5750	-1.2669	.0334	.96	-2.5	.95	-1.3	.44	.41	78.4	76.9	-.0002	689769	
74	3205	4121	-1.1696	.0411	.93	-3.1	.81	-4.6	.44	.37	80.1	79.4	.0004	689772	
75	3890	5776	-.8694	.0317	.98	-1.4	.98	-.7	.45	.43	75.1	74.1	-.0001	689773	
76	3869	3936	-4.2410	.1248	.99	-.1	.96	-.1	.14	.13	98.3	98.3	.0018	689774	
77	2717	4276	-.3042	.0356	1.07	4.7	1.05	1.7	.35	.42	68.4	71.8	.0005	689775	
78	2770	4537	-.1742	.0343	1.04	3.0	1.05	2.0	.38	.42	69.2	71.2	.0006	689776	
79	1233	3905	1.3677	.0388	1.24	9.9	1.44	9.9	.18	.39	68.1	74.8	.0009	689777	
80	4869	5722	-2.1294	.0401	.93	-2.9	.83	-3.2	.40	.34	85.8	85.3	-.0002	689778	
81	3250	6267	-.0117	.0290	.95	-4.1	.94	-3.3	.49	.45	73.1	71.0	.0003	689780	
82	2307	3999	.0236	.0362	.94	-4.1	.89	-4.5	.47	.43	73.0	70.8	.0006	689781	
83	937	4043	1.9184	.0416	1.15	6.6	1.73	9.9	.18	.35	77.5	79.6	.0011	689782	
84	2004	4330	.5787	.0346	1.03	1.8	1.07	3.4	.38	.42	68.9	70.2	.0008	689783	
85	3153	4122	-1.0977	.0405	.95	-2.3	.90	-2.5	.43	.39	79.4	78.7	.0004	689784	
86	5100	5848	-2.3435	.0419	.91	-3.5	.84	-2.7	.40	.32	87.6	87.3	-.0002	689785	
87	2015	4249	.5032	.0348	.97	-2.3	.97	-1.5	.43	.42	71.3	70.1	.0008	689787	
88	2936	3935	-.9675	.0405	.96	-1.8	1.00	.0	.42	.39	78.9	77.5	.0004	689789	
89	3543	4354	-1.4482	.0424	.98	-1.0	.98	-.3	.38	.36	82.9	82.2	.0004	689790	
90	2858	4194	-.5774	.0370	1.02	1.4	1.02	.7	.39	.41	73.5	73.8	.0004	689791	
91	3158	4247	-.9332	.0387	1.02	1.1	1.00	.1	.36	.38	75.7	77.0	.0004	689792	
92	3411	4162	-1.4676	.0438	.91	-3.7	.79	-4.3	.45	.36	83.7	82.7	.0004	689793	
93	3114	4116	-1.0181	.0401	1.00	.2	.99	-.3	.39	.39	77.7	78.0	.0004	689794	
94	1887	4312	.7437	.0349	.88	-8.8	.91	-4.4	.49	.42	76.8	70.8	.0008	689795	
95	3632	4048	-2.2102	.0549	.85	-4.2	.57	-6.4	.46	.30	90.0	89.7	.0005	689796	
96	2058	4677	.6838	.0334	.96	-3.2	.98	-1.2	.44	.42	73.2	70.5	.0008	689797	
97	2420	4262	.0553	.0350	1.11	7.7	1.17	7.1	.33	.43	66.3	70.5	.0006	689798	
98	3401	6007	-.2726	.0297	.94	-5.0	.90	-5.0	.49	.45	73.4	71.2	.0001	689799	
99	3297	4624	-.7450	.0361	.86	-8.9	.78	-7.2	.54	.40	79.1	75.5	.0004	689800	
100	3076	4092	-.9829	.0399	.99	-.7	.94	-1.5	.40	.39	77.8	77.7	.0004	689801	
MEAN	9232.0	13569	-.7659	.0290	1.00	.1	1.00	-.1			77.0	77.0			
S.D.	6443.4	9060.7	.9649	.0157	.10	6.3	.21	6.0			6.7	6.0			

Nebraska State Accountability 2014 Technical Report

Grade 4 Mathematics

ENTRY	TOTAL	TOTAL		MODEL	INFIT	OUTFIT	PTBISERL-EX	EXACT	MATCH					
NUMBER	SCORE	COUNT	MEASURE	S.E.	MNSQ	ZSTD	MNSQ	ZSTD	CORR.	EXP.	OBS%	EXP%	DISPLACE	ITEM
1	18475	22829	-1.6093A	.0192	1.07	6.5	1.20	7.4	.38	.37	82.4	83.6	.1679	603924
2	13084	22829	-.2170A	.0155	1.15	9.9	1.19	9.9	.35	.44	66.4	71.9	.2204	603947
3	12022	22829	.0661A	.0152	1.10	9.9	1.16	9.9	.38	.45	67.3	70.9	.1821	603954
4	18292	22827	-1.3742A	.0182	1.01	.6	.99	-.3	.37	.38	81.2	81.3	-.0107	603969
5	16484	22827	-.2169A	.0155	.91	-9.9	.84	-9.9	.46	.44	75.3	71.9	-.6416	604003
6	15106	22827	-.2308A	.0155	.79	-9.9	.70	-9.9	.60	.44	80.0	72.0	-.2572	604017
7	19243	22827	-1.1857A	.0175	.82	-9.9	.71	-9.9	.37	.40	83.4	79.4	-.5666	604020
8	16352	22827	-.8662A	.0166	1.09	9.9	1.19	9.9	.36	.42	73.9	76.5	.0601	604055
9	18142	22829	-1.5357A	.0189	.97	-2.8	.91	-4.0	.50	.37	82.8	82.9	.2061	604061
10	16780	22827	-.5963A	.0160	.88	-9.9	.84	-9.9	.47	.43	78.9	74.2	-.3380	604064
11	13241	22829	-.3228A	.0156	1.16	9.9	1.28	9.9	.36	.44	67.2	72.5	.2902	604077
12	18313	22829	-1.4960A	.0187	1.09	8.6	1.18	7.3	.34	.38	81.4	82.5	.1078	604080
13	19665	22827	-2.2453A	.0229	1.21	9.9	1.33	8.6	.37	.31	86.4	89.4	.3549	604082
14	17033	22827	-1.5269A	.0188	1.31	9.9	1.56	9.9	.39	.37	76.5	82.8	.5375	604091
15	17957	22829	-1.2364A	.0177	.92	-9.0	.83	-8.7	.45	.40	81.6	79.9	-.0401	604106
16	13996	22827	-.4087A	.0157	1.04	5.5	1.11	8.2	.45	.44	72.5	73.0	.1975	604128
17	14163	22829	-.1464A	.0154	1.05	7.2	1.05	4.1	.39	.44	69.8	71.6	-.1078	604143
18	17203	22829	-.8883A	.0167	.85	-9.9	.80	-9.9	.50	.42	81.3	76.7	-.1622	604148
19	16828	22827	-.9634A	.0169	.90	-9.9	.85	-9.1	.51	.41	79.6	77.3	.0252	634173
20	14785	22827	-.5392A	.0159	.96	-6.4	.90	-7.6	.50	.43	74.9	73.8	.1367	634176
21	15001	22827	-.3502A	.0156	.82	-9.9	.74	-9.9	.58	.44	79.3	72.6	-.1093	634187
22	15587	22829	-.7544A	.0163	.94	-8.6	.86	-9.1	.53	.42	77.1	75.5	.1514	634196
23	13771	22829	-.0548A	.0153	1.07	9.9	1.07	6.5	.38	.45	68.5	71.2	-.1056	634200
24	19599	22829	-1.7895A	.0201	.85	-9.9	.69	-9.9	.46	.35	86.9	85.3	-.0834	634201
25	18024	22827	-1.1688A	.0175	.92	-9.3	.89	-5.9	.42	.40	81.4	79.3	-.1325	634206
26	19179	22827	-1.9028A	.0207	1.09	6.7	1.09	3.0	.39	.34	84.6	86.4	.2071	634209
27	19273	22827	-1.3991A	.0183	.91	-9.4	.88	-5.6	.31	.38	84.0	81.5	-.3539	634211
28	18002	22829	-1.1179A	.0173	.93	-8.2	.90	-5.7	.40	.40	80.5	78.8	-.1775	646582
29	13610	22829	.0528A	.0152	1.02	2.4	1.01	.8	.42	.45	70.1	70.9	-.1754	646586
30	15738	22829	-.3737A	.0156	1.04	5.4	1.05	3.7	.36	.44	71.5	72.8	-.2763	646594
31	11900	22827	.1037A	.0152	1.06	9.8	1.10	9.9	.40	.45	68.5	70.8	.1723	646603
32	16284	22827	-.4595A	.0158	.95	-7.6	.89	-8.6	.42	.44	74.6	73.3	-.3374	646604
33	13897	22827	-.2282A	.0155	1.03	4.3	1.00	.3	.42	.44	70.5	72.0	.0390	646798
34	16275	22829	-.8015A	.0164	1.00	-.1	.97	-1.7	.43	.42	75.6	75.9	.0155	659906
35	19324	22829	-2.0000A	.0213	1.08	6.1	1.05	1.6	.41	.33	85.2	87.3	.2490	659911
36	17754	22829	-1.1852A	.0175	.91	-9.9	.75	-9.9	.48	.40	80.4	79.4	-.0272	659919
37	15509	22827	-.8565A	.0166	1.07	9.0	1.07	4.1	.45	.42	74.3	76.4	.2749	659924
38	16628	22827	-.8590A	.0166	.88	-9.9	.78	-9.9	.52	.42	79.7	76.4	-.0245	659927
39	14338	22827	-.1851A	.0154	.99	-1.9	.97	-3.0	.44	.44	72.0	71.8	-.1115	659932
40	16117	22829	-.8338A	.0165	.99	-1.9	.96	-2.7	.46	.42	76.3	76.2	.0916	659935
41	14448	22829	-.3456A	.0156	1.06	8.9	1.07	5.6	.39	.44	69.9	72.6	.0241	659939
42	12900	22829	.1200A	.0152	1.06	9.1	1.08	7.8	.38	.45	69.0	70.8	-.0755	659941
43	18628	22827	-1.3915A	.0183	.95	-5.2	.87	-5.9	.38	.38	82.3	81.5	-.1115	659943
44	11744	22827	.0930A	.0152	1.03	5.0	1.05	4.7	.43	.45	69.7	70.8	.2190	659945
45	16956	22827	-.8219A	.0165	1.00	-.3	1.01	.8	.38	.42	76.4	76.1	-.1573	659946
46	15636	22829	-.5764A	.0160	1.02	2.9	1.04	3.1	.40	.43	73.7	74.1	-.0426	659947
47	12186	22829	.1327A	.0152	1.11	9.9	1.14	9.9	.35	.45	66.2	70.7	.0774	659953
48	16749	22829	-1.0206A	.0170	1.17	9.9	1.31	9.9	.30	.41	74.5	77.9	.1067	659955
49	12419	22827	-.1937A	.0154	1.10	9.9	1.15	9.9	.41	.44	68.2	71.8	.3514	659961
50	16244	22827	-.8329A	.0165	1.04	5.5	1.11	6.4	.40	.42	75.4	76.2	.0558	659967
51	14704	22829	-.2343A	.0155	.82	-9.9	.75	-9.9	.57	.44	78.9	72.0	-.1520	659971
52	17542	22829	-1.0843A	.0172	.94	-7.5	.92	-4.4	.44	.41	80.6	78.5	-.0642	659972
53	15070	22829	-.3947A	.0157	1.07	9.9	1.08	6.4	.36	.44	70.0	72.9	-.0814	659976
54	17605	22829	-1.2492A	.0177	1.02	2.5	1.06	2.7	.41	.39	79.5	80.1	.0857	659977
55	12939	22827	-.1022A	.0153	1.13	9.9	1.24	9.9	.35	.45	67.4	71.4	.1386	659983
56	3489	4385	-1.2569	.0411	.96	-2.0	.90	-2.1	.42	.38	81.4	80.9	.0007	689802
57	1539	3952	1.0874	.0373	1.01	.7	1.06	2.4	.40	.42	72.1	72.2	.0009	689803
58	3141	3951	-1.2225	.0434	.94	-2.7	.77	-4.9	.45	.39	81.2	81.0	.0007	689804
59	4331	6027	-1.0951	.0321	.81	-9.9	.68	-9.9	.59	.42	81.2	76.0	.0003	689807

Nebraska State Accountability 2014 Technical Report

ENTRY	TOTAL	TOTAL		MODEL	INFIT	OUTFIT	PTBISERL-EX	EXACT	MATCH						
NUMBER	SCORE	COUNT	MEASURE	S.E.	MNSQ	ZSTD	MNSQ	ZSTD	CORR.	EXP.	OBS%	EXP%	DISPLACE	ITEM	
60	2457	5647	.4280	.0310	1.08	5.7	1.16	7.2	.38	.46	70.7	72.1	.0006	689809	
61	3352	4225	-1.2419	.0417	.97	-1.4	.95	-1.1	.41	.38	81.5	80.7	.0007	689811	
62	3015	3746	-1.3328	.0451	.94	-2.7	.82	-3.4	.44	.37	82.2	81.5	.0007	689812	
63	1865	4090	.7289	.0358	.94	-3.9	.96	-1.6	.46	.43	73.1	70.5	.0009	689814	
64	2893	4664	-.1340	.0342	1.00	.1	.96	-1.6	.43	.44	71.0	71.8	.0007	689815	
65	2334	4005	.0238	.0364	1.11	7.4	1.17	6.4	.33	.44	66.5	70.9	.0007	689816	
66	3375	3829	-1.9859	.0535	.88	-3.7	.68	-4.5	.45	.32	88.8	88.2	.0008	689818	
67	3885	4437	-1.9165	.0488	.91	-2.9	.72	-4.4	.42	.33	88.0	87.6	.0008	689819	
68	3420	4377	-1.1219	.0402	.89	-5.4	.77	-5.5	.49	.39	81.9	79.7	.0007	689820	
69	1981	3846	.3990	.0367	1.00	-.2	1.00	-.1	.43	.43	70.2	70.0	.0008	689821	
70	4387	6052	-1.1416	.0322	.93	-4.6	.86	-4.4	.48	.42	78.2	76.3	.0003	689822	
71	4754	6041	-1.5499	.0347	.96	-2.1	.90	-2.5	.42	.39	80.9	80.1	.0003	689823	
72	5035	6062	-1.8946	.0372	.98	-1.1	.97	-.6	.37	.36	83.9	83.4	.0003	689824	
73	1970	3726	.3279	.0375	.90	-6.8	.87	-5.7	.52	.44	74.7	70.5	.0008	689825	
74	1727	3785	.7566	.0373	.96	-2.8	.95	-2.1	.45	.43	72.6	70.7	.0008	689826	
75	2844	6027	.2742	.0299	.83	-9.9	.78	-9.9	.59	.47	78.4	71.7	.0005	689827	
76	1592	4463	1.2712	.0356	1.07	4.6	1.25	8.6	.32	.41	71.7	73.3	.0009	689828	
77	3480	4897	-.6707	.0353	1.05	3.1	1.02	.7	.37	.42	74.1	75.6	.0007	689829	
78	3351	4189	-1.2939	.0423	1.05	2.2	1.08	1.6	.33	.38	80.5	81.3	.0007	689830	
79	3559	4549	-1.1273	.0396	1.08	3.8	1.15	3.3	.31	.39	78.6	80.0	.0007	689831	
80	1613	3744	.8388	.0377	1.15	9.0	1.24	9.2	.30	.42	65.6	71.1	.0009	689832	
81	5079	5641	-2.6310	.0471	.96	-1.2	.95	-.7	.33	.29	90.0	90.0	.0005	689833	
82	3932	5994	-.7235	.0308	1.12	8.6	1.20	7.2	.34	.44	69.6	73.2	.0004	689834	
83	2921	4303	-.4701	.0366	1.12	7.3	1.19	5.9	.31	.42	70.0	73.9	.0007	689835	
84	2174	4401	.4941	.0345	1.03	2.3	1.08	3.5	.40	.44	69.7	70.5	.0008	689836	
85	3351	4620	-.7515	.0367	1.02	1.0	1.05	1.5	.39	.41	76.5	76.3	.0007	689837	
86	2848	3726	-.9838	.0428	1.00	.0	1.03	.7	.40	.40	79.1	78.9	.0007	689838	
87	3391	4476	-.9687	.0387	1.06	3.1	1.11	2.6	.34	.40	76.7	78.3	.0006	689840	
88	2703	3999	-.4940	.0379	1.19	9.9	1.38	9.9	.25	.42	68.5	73.8	.0007	689841	
89	2906	4371	-.4025	.0359	.99	-.9	1.03	1.0	.43	.42	73.9	72.9	.0007	689842	
90	2899	4260	-.4674	.0370	.97	-1.8	.97	-.9	.46	.43	74.5	74.1	.0007	689843	
91	2757	4449	-.1237	.0351	.91	-6.0	.87	-5.3	.51	.44	75.2	72.0	.0007	689844	
92	3445	4336	-1.2365	.0413	.98	-1.1	.91	-2.0	.41	.38	81.2	80.9	.0007	689845	
93	1617	4244	1.0912	.0359	1.26	9.9	1.50	9.9	.18	.41	64.8	72.2	.0009	689848	
94	3236	4168	-1.0858	.0409	1.05	2.3	1.01	.3	.34	.38	78.1	79.5	.0007	689849	
95	3682	4512	-1.3720	.0420	.95	-2.1	.84	-3.3	.43	.37	83.1	82.6	.0007	689850	
96	3517	4470	-1.1810	.0402	1.08	3.6	1.15	3.1	.32	.39	78.4	80.2	.0007	689852	
97	2920	3885	-.9083	.0410	1.01	.5	.99	-.2	.38	.39	77.7	77.7	.0007	689854	
98	3837	4099	-2.7683	.0667	1.00	.0	1.21	1.9	.23	.25	93.5	93.6	.0011	689855	
99	1964	4318	.7101	.0348	1.15	9.9	1.24	9.9	.29	.43	65.6	70.5	.0008	689856	
100	3158	6052	.0132	.0297	.95	-4.5	.92	-4.0	.50	.46	73.3	71.3	.0005	689857	
101	3583	4203	-1.7515	.0470	1.00	.0	1.11	1.8	.34	.34	85.6	85.5	.0007	689858	
102	4243	4516	-2.8503	.0652	1.03	.6	1.24	2.2	.20	.25	94.0	93.9	.0011	689859	
103	3950	4223	-2.7181	.0654	1.03	.6	1.15	1.5	.22	.25	93.4	93.5	.0011	689860	
104	3954	4446	-2.1127	.0510	1.00	.1	1.08	1.1	.30	.31	88.9	88.9	.0008	689861	
105	3439	5852	-.3828	.0304	1.13	9.9	1.16	6.8	.35	.46	66.0	71.5	.0004	692376	
MEAN	9863.2	14132	-.7479	.0279	1.01	.6	1.01	.4			76.8	77.0			
S.D.	6638.1	9135.1	.8479	.0130	.10	6.7	.18	6.4			6.7	5.9			

Grade 5 Mathematics

ENTRY	TOTAL	TOTAL		MODEL	INFIT	OUTFIT	PTBISERL-EX	EXACT	MATCH						
NUMBER	SCORE	COUNT	MEASURE	S.E.	MNSQ	ZSTD	MNSQ	ZSTD	CORR.	EXP.	OBS%	EXP%	DISPLACE	ITEM	
1	16640	22350	-.9511A	.0168	1.00	-.1	1.02	1.1	.38	.40	76.8	76.5	-.0722	603407	
2	18288	22350	-.7795A	.0164	.74	-9.9	.64	-9.9	.47	.41	83.7	75.0	-.8021	603429	
3	12862	22350	-.5634A	.0159	1.16	9.9	1.24	9.9	.42	.42	67.9	73.3	.5093	603432	

Nebraska State Accountability 2014 Technical Report

ENTRY	TOTAL	TOTAL		MODEL	INFIT	OUTFIT	PTBISERL-EX	EXACT	MATCH					
NUMBER	SCORE	COUNT	MEASURE	S.E.	MNSQ	ZSTD	MNSQ	ZSTD	CORR.	EXP.	OBS%	EXP%	DISPLACE	ITEM
4	13089	22356	-.3648A	.0156	1.09	9.9	1.16	9.9	.40	.43	69.0	72.0	.2561	603459
5	17054	22356	-.8674A	.0166	.80	-9.9	.69	-9.9	.51	.41	81.9	75.7	-.2840	603491
6	13133	22350	-.2448A	.0155	1.09	9.9	1.08	6.7	.37	.43	67.3	71.4	.1240	603495
7	15131	22356	-.6257A	.0160	1.00	.0	1.03	2.1	.42	.42	74.0	73.7	.0140	603500
8	17610	22356	-1.2721A	.0178	.97	-3.7	.97	-1.5	.39	.38	80.6	79.6	-.0440	603520
9	15262	22350	-.9472A	.0168	1.14	9.9	1.21	9.9	.38	.40	72.5	76.5	.3061	603529
10	11797	22350	.3865A	.0153	1.00	.6	1.02	1.8	.44	.44	70.4	70.4	-.1955	603534
11	16698	22356	-1.2816A	.0178	1.12	9.9	1.26	9.9	.38	.38	77.1	79.7	.2499	603546
12	19911	22350	-2.3841A	.0239	1.02	1.3	.79	-6.1	.39	.28	89.2	90.3	.1581	603610
13	12930	22356	-.2793A	.0155	1.00	.2	.99	-.5	.46	.43	71.7	71.5	.2076	603616
14	18969	22350	-1.6424A	.0193	.84	-9.9	.76	-9.9	.42	.35	86.3	83.5	-.1661	603666
15	15913	22356	-.6714A	.0161	.94	-8.3	.90	-6.7	.43	.42	76.0	74.1	-.1501	603678
16	16125	22356	-.9512A	.0168	.82	-9.9	.69	-9.9	.60	.40	81.4	76.5	.0774	603679
17	19493	22350	-2.1998A	.0225	.97	-2.2	.80	-6.6	.46	.30	87.5	88.8	.1776	603687
18	15772	22350	-1.1330A	.0173	1.12	9.9	1.18	9.1	.44	.39	74.6	78.2	.3587	603689
19	11029	22356	.2428A	.0153	1.05	8.0	1.09	8.4	.40	.44	68.3	70.3	.1277	634224
20	16439	22350	-.7197A	.0162	1.01	2.0	1.11	6.7	.33	.41	74.3	74.5	-.2514	634227
21	13901	22356	-.4864A	.0158	.89	-9.9	.81	-9.9	.56	.43	75.8	72.7	.1832	634233
22	14745	22350	-.4908A	.0158	.88	-9.9	.78	-9.9	.53	.43	76.5	72.8	-.0240	634234
23	18588	22350	-1.8024A	.0201	1.00	-.3	.89	-4.1	.43	.33	84.1	85.1	.1528	634249
24	16950	22350	-1.3747A	.0182	1.14	9.9	1.18	7.7	.37	.37	77.3	80.7	.2687	634256
25	16221	22350	-.8667A	.0166	1.00	.3	1.02	1.4	.39	.41	76.1	75.7	-.0371	634266
26	13085	22356	-.4284A	.0157	1.21	9.9	1.34	9.9	.32	.43	65.0	72.4	.3212	634267
27	15618	22356	-.7940A	.0164	.87	-9.9	.76	-9.9	.54	.41	78.4	75.1	.0564	646616
28	17825	22350	-1.3032A	.0179	.90	-9.9	.92	-4.1	.43	.38	82.7	80.0	-.0855	646632
29	16789	22356	-.9499A	.0168	.91	-9.9	.92	-4.7	.44	.40	79.7	76.5	-.1172	646635
30	16932	22356	-1.0816A	.0171	.90	-9.9	.83	-9.9	.48	.39	80.2	77.7	-.0249	646648
31	10827	22350	.5449A	.0153	1.04	6.9	1.12	9.9	.38	.44	70.8	70.7	-.1273	646655
32	14913	22350	-.0943A	.0154	.97	-4.5	.94	-5.1	.42	.44	72.0	70.8	-.4713	646666
33	12609	22350	.3195A	.0153	.86	-9.9	.84	-9.9	.56	.44	77.4	70.3	-.3193	646667
34	17932	22356	-1.4236A	.0183	1.11	9.9	1.27	9.9	.26	.37	80.3	81.2	.0032	659988
35	17017	22356	-.9695A	.0168	.91	-9.9	.83	-9.9	.43	.40	79.0	76.7	-.1667	659989
36	15627	22356	-.6249A	.0160	1.01	1.5	.97	-1.8	.38	.42	72.8	73.7	-.1191	659991
37	7520	22350	1.2648A	.0163	1.01	1.6	1.14	9.9	.38	.41	76.0	74.9	-.0408	659992
38	13390	22350	-.1539A	.0154	1.05	7.1	1.06	5.6	.39	.44	69.5	71.0	-.0297	659995
39	13184	22356	-.1691A	.0154	1.16	9.9	1.22	9.9	.31	.44	64.9	71.1	.0357	659999
40	15469	22356	-.9200A	.0167	1.03	3.8	.98	-1.0	.46	.40	75.2	76.2	.2246	660002
41	16184	22356	-.9424A	.0168	1.03	4.3	1.09	5.2	.39	.40	75.8	76.4	.0518	660008
42	8991	22350	.9205A	.0157	1.22	9.9	1.37	9.9	.26	.43	66.0	72.5	-.0666	660010
43	16345	22350	-.9383A	.0167	1.01	.7	1.10	5.4	.39	.40	76.8	76.4	.0009	660013
44	8988	22356	.7797A	.0155	.95	-7.7	1.00	-.4	.44	.43	74.8	71.7	.0738	660014
45	15116	22356	-.6574A	.0161	.96	-5.2	.92	-5.8	.46	.42	75.0	74.0	.0503	660016
46	12386	22356	.0573A	.0153	1.17	9.9	1.28	9.9	.29	.44	64.0	70.4	-.0032	660018
47	14577	22350	-.2761A	.0155	1.04	5.4	1.04	3.0	.37	.43	70.0	71.5	-.1997	660019
48	14473	22350	-.4110A	.0157	1.00	.4	.96	-3.0	.42	.43	71.7	72.3	-.0360	660022
49	18039	22356	-1.4327A	.0184	1.02	1.8	1.09	3.7	.33	.37	81.4	81.3	-.0248	660025
50	16863	22356	-1.0591A	.0171	.86	-9.9	.72	-9.9	.52	.39	80.6	77.5	-.0271	660026
51	19010	22356	-1.3177A	.0179	.88	-9.9	.99	-.5	.27	.38	84.5	80.1	-.5243	660030
52	17645	22350	-1.4405A	.0184	1.01	1.5	1.04	1.7	.41	.37	81.1	81.4	.1167	660032
53	17016	22350	-1.2460A	.0177	1.08	8.4	1.16	7.6	.36	.38	77.9	79.4	.1174	660036
54	11827	22356	.1154A	.0153	1.25	9.9	1.35	9.9	.22	.44	60.9	70.3	.0695	660038
55	19113	22356	-1.8653A	.0204	.96	-2.9	1.02	.9	.36	.33	86.2	85.7	.0059	660039
56	2343	4771	.4705	.0329	1.07	5.4	1.11	5.0	.36	.43	67.5	69.9	.0004	689864
57	2209	4175	.2637	.0351	1.09	6.5	1.12	5.3	.34	.43	66.0	69.6	.0004	689865
58	2535	4179	-.1323	.0357	.96	-2.5	.92	-3.2	.46	.43	71.5	71.1	.0003	689866
59	3763	4284	-1.9970	.0498	.82	-5.8	.52	-8.2	.50	.31	88.6	87.9	.0003	689867
60	3667	4304	-1.7192	.0460	1.04	1.5	1.11	1.8	.27	.32	85.1	85.4	.0003	689868
61	3728	4295	-1.8869	.0482	.93	-2.2	.82	-2.7	.38	.32	87.5	86.9	.0003	689869
62	1059	4255	1.8017	.0400	1.23	9.9	1.77	9.9	.14	.37	76.2	79.3	.0007	689870
63	3368	4347	-1.1286	.0398	.93	-3.7	.83	-3.9	.45	.38	80.4	79.1	.0002	689873

Nebraska State Accountability 2014 Technical Report

ENTRY	TOTAL	TOTAL		MODEL	INFIT	OUTFIT	PTBISERL-EX	EXACT MATCH							
NUMBER	SCORE	COUNT	MEASURE	S.E.	MNSQ	ZSTD	MNSQ	ZSTD	CORR.	EXP.	OBS%	EXP%	DISPLACE	ITEM	
64	4295	5954	-1.1291	.0321	1.03	2.3	1.04	1.1	.38	.41	74.5	75.6	-.0003	689874	
65	3286	3845	-1.7771	.0492	1.02	.7	1.36	4.9	.30	.33	85.8	85.7	.0003	689875	
66	2962	4262	-.6267	.0371	1.03	1.7	1.02	.7	.39	.41	73.0	74.3	.0002	689876	
67	1412	3782	1.0932	.0383	1.08	4.4	1.27	9.1	.31	.42	72.1	72.9	.0006	689877	
68	4041	4442	-2.3785	.0551	.91	-2.4	.78	-2.8	.37	.27	91.0	91.0	.0004	689878	
69	2256	4552	.4618	.0338	.98	-1.8	.97	-1.2	.43	.44	72.3	70.1	.0004	689879	
70	2376	4346	.1716	.0345	.90	-7.6	.86	-6.1	.51	.43	74.2	69.8	.0004	689880	
71	1667	4133	.9483	.0361	.95	-3.4	.96	-1.6	.45	.42	74.1	71.7	.0005	689881	
72	3338	3922	-1.7371	.0483	.90	-3.5	.66	-5.8	.45	.33	85.7	85.4	.0002	689883	
73	3327	5199	-.7083	.0326	.90	-7.9	.84	-6.1	.52	.43	76.1	72.2	-.0003	689884	
74	1958	4242	.6363	.0351	.83	-9.9	.80	-9.7	.56	.43	78.4	70.6	.0005	689885	
75	2768	4390	-.2513	.0352	1.05	3.4	1.01	.5	.37	.42	69.0	71.7	.0003	689887	
76	3493	4430	-1.2184	.0403	.95	-2.5	.82	-4.2	.43	.37	80.3	80.2	.0002	689888	
77	2387	4200	.0698	.0353	.93	-4.7	.91	-3.7	.49	.43	73.4	70.5	.0004	689889	
78	3141	3747	-1.6138	.0479	.86	-5.2	.72	-4.9	.48	.34	85.5	84.3	.0002	689890	
79	2457	4096	-.0723	.0360	.85	-9.9	.80	-8.5	.56	.43	77.3	70.8	.0003	689891	
80	2798	5399	-.0365	.0312	.96	-3.3	.92	-3.7	.49	.46	72.0	71.0	-.0001	689893	
81	2961	3770	-1.2134	.0434	1.04	1.7	1.17	3.3	.33	.37	80.1	79.9	.0002	689895	
82	3517	4238	-1.5310	.0442	1.00	-.1	1.01	.2	.34	.35	83.8	83.5	.0002	689896	
83	2629	5430	.1486	.0312	1.14	9.9	1.25	9.9	.33	.46	66.8	71.1	.0000	689897	
84	3911	4358	-2.1993	.0527	1.00	.0	1.02	.3	.28	.28	89.7	89.7	.0003	689898	
85	2244	3877	.0179	.0368	.92	-5.7	.86	-5.7	.49	.43	73.5	70.4	.0003	689899	
86	2524	4594	.1747	.0337	1.02	1.3	1.02	.8	.42	.44	69.8	70.2	.0004	689900	
87	3108	4361	-.7371	.0371	.91	-5.6	.84	-4.7	.49	.40	78.1	75.2	.0002	689903	
88	3578	4038	-2.0796	.0526	1.03	1.0	1.20	2.4	.25	.30	88.6	88.6	.0003	689909	
89	3621	5371	-.8752	.0327	1.10	6.9	1.25	7.5	.33	.42	71.2	73.6	-.0003	689910	
90	1471	3869	1.0468	.0377	.92	-4.9	.92	-3.0	.46	.42	75.9	72.4	.0006	689911	
91	3628	5635	-.6930	.0314	.92	-6.0	.87	-4.9	.50	.43	75.5	72.4	-.0002	689912	
92	3336	5822	-.3228	.0301	.99	-1.0	.96	-1.7	.45	.45	71.5	70.9	-.0001	689913	
93	3466	4106	-1.6504	.0462	.90	-3.8	.87	-2.2	.43	.33	85.3	84.6	.0002	689915	
94	2954	4070	-.8459	.0390	1.19	9.9	1.52	9.9	.22	.40	71.5	76.0	.0002	689917	
95	3504	5719	-.5217	.0308	.95	-3.7	.90	-4.2	.48	.44	73.1	71.7	-.0002	689918	
96	3998	4184	-3.1769	.0773	.95	-.7	.83	-1.5	.26	.20	95.5	95.5	.0008	689919	
97	3148	4332	-.8233	.0378	1.00	.3	1.04	1.1	.39	.40	76.3	76.0	.0002	689921	
98	2049	4246	.5380	.0349	1.18	9.9	1.26	9.9	.28	.43	63.5	70.1	.0005	689924	
99	2872	3664	-1.1782	.0438	.93	-3.2	.84	-3.4	.44	.37	81.0	79.6	.0002	689925	
100	2138	4326	.4930	.0347	.94	-4.4	.93	-3.5	.48	.44	73.4	70.3	.0004	689926	
101	1951	4140	.5919	.0354	1.23	9.9	1.32	9.9	.24	.43	61.3	70.3	.0005	689929	
102	4056	4471	-2.3243	.0544	.90	-2.6	.69	-4.2	.39	.28	90.8	90.7	.0004	689930	
103	3561	5722	-.6064	.0308	1.12	8.9	1.10	3.9	.33	.44	66.3	71.8	-.0002	689931	
104	3432	5492	-.6135	.0315	1.21	9.9	1.42	9.9	.26	.44	65.2	71.8	-.0002	689932	
105	2790	4157	-.4916	.0368	1.21	9.9	1.41	9.9	.22	.41	67.3	72.9	.0002	689933	
MEAN	9399.4	13838	-.6680	.0277	1.00	.1	1.01	.4			76.2	76.3			
S.D.	6492.4	8940.6	.9034	.0129	.11	6.7	.21	6.6			7.2	6.1			

Grade 6 Mathematics

ENTRY	TOTAL	TOTAL		MODEL	INFIT	OUTFIT	PTBISERL-EX	EXACT MATCH							
NUMBER	SCORE	COUNT	MEASURE	S.E.	MNSQ	ZSTD	MNSQ	ZSTD	CORR.	EXP.	OBS%	EXP%	DISPLACE	ITEM	
1	13819	22157	-.3655A	.0158	1.05	7.1	1.05	3.7	.41	.45	70.4	72.5	.0042	603180	
2	16990	22157	-.9359A	.0168	.95	-6.1	.94	-3.8	.38	.42	77.9	76.3	-.3018	603183	
3	13775	22157	-.4189A	.0158	.89	-9.9	.81	-9.9	.55	.45	76.1	72.7	.0694	603237	
4	17655	22157	-1.4479A	.0184	.84	-9.9	.69	-9.9	.54	.39	83.5	81.0	.0055	603247	
5	13459	22158	.2367A	.0154	.96	-6.7	.96	-4.5	.49	.45	72.9	70.9	-.5109	603264	
6	12084	22158	-.2140A	.0156	1.02	2.6	1.05	4.6	.47	.45	71.4	71.8	.2759	603283	
7	16379	22158	-1.1955A	.0175	1.06	6.4	1.14	6.6	.41	.41	77.8	78.6	.1557	603285	

Nebraska State Accountability 2014 Technical Report

ENTRY	TOTAL	TOTAL		MODEL	INFIT	OUTFIT	PTBISERL-EX	EXACT	MATCH					
NUMBER	SCORE	COUNT	MEASURE	S.E.	MNSQ	ZSTD	MNSQ	ZSTD	CORR.	EXP.	OBS%	EXP%	DISPLACE	ITEM
8	15692	22157	-.9222A	.0168	1.08	9.3	1.12	6.9	.38	.42	74.2	76.2	.0746	603315
9	15248	22157	-.5975A	.0161	.86	-9.9	.84	-9.9	.53	.44	79.6	73.8	-.1341	603320
10	18618	22157	-1.9857A	.0209	1.08	6.2	1.14	4.3	.38	.34	84.7	86.2	.1979	603328
11	14072	22158	-.2954A	.0157	1.07	9.8	1.08	6.6	.37	.45	69.5	72.1	-.1308	603349
12	13266	22158	-.2290A	.0156	1.11	9.9	1.15	9.9	.36	.45	68.0	71.8	.0043	603366
13	16893	22158	-1.0197A	.0170	.89	-9.9	.84	-9.4	.46	.42	80.0	77.0	-.1834	603715
14	15099	22157	-.9512A	.0168	.92	-9.9	.80	-9.9	.58	.42	77.8	76.4	.2667	634384
15	15562	22158	-.6800A	.0163	.98	-2.7	.94	-4.1	.42	.44	74.6	74.3	-.1365	634401
16	19061	22157	-2.1864A	.0222	1.23	9.9	1.98	9.9	.22	.32	86.1	88.1	.2149	634430
17	19112	22157	-1.5014A	.0186	.71	-9.9	.58	-9.9	.45	.38	88.2	81.5	-.5256	646672
18	17172	22158	-.9543A	.0168	.79	-9.9	.73	-9.9	.51	.42	82.8	76.5	-.3422	646674
19	13879	22158	-.8588A	.0166	1.09	9.9	1.07	4.1	.50	.43	72.2	75.7	.4878	646680
20	15920	22157	-.8194A	.0165	.87	-9.9	.76	-9.9	.52	.43	78.3	75.4	-.0956	646699
21	15670	22157	-.7429A	.0164	1.08	9.9	1.15	9.3	.34	.43	72.5	74.8	-.1027	646706
22	11397	22157	-.3965A	.0155	1.15	9.9	1.23	9.9	.33	.45	65.6	71.0	-.1717	646707
23	16440	22158	-1.0783A	.0172	.96	-5.2	.93	-3.8	.46	.41	79.0	77.5	.0174	646724
24	14426	22158	-.8400A	.0166	1.32	9.9	1.57	9.9	.26	.43	66.7	75.5	.3305	646729
25	18148	22158	-1.5112A	.0186	.88	-9.9	.80	-9.2	.44	.38	84.2	81.6	-.1077	660042
26	18097	22157	-1.4544A	.0184	.75	-9.9	.57	-9.9	.56	.39	85.9	81.0	-.1479	660046
27	16280	22158	-1.0635A	.0171	1.00	-3	1.02	1.0	.43	.41	77.4	77.4	.0500	660049
28	12460	22158	-.1351A	.0156	.97	-4.2	.95	-4.6	.48	.45	72.5	71.5	.1061	660050
29	16774	22157	-1.0019A	.0170	.95	-6.3	.84	-9.7	.42	.42	77.2	76.9	-.1644	660051
30	13082	22157	-.2081A	.0156	1.09	9.9	1.11	9.6	.38	.45	68.3	71.8	.0283	660052
31	13744	22158	-.3565A	.0158	1.05	7.9	1.09	6.8	.41	.45	70.4	72.4	.0142	660053
32	18154	22158	-1.5765A	.0189	.96	-4.3	.86	-5.9	.40	.38	82.9	82.2	-.0421	660055
33	18007	22158	-1.6647A	.0193	1.01	.8	1.08	2.9	.41	.37	82.7	83.1	.1037	660058
34	17671	22157	-1.5165A	.0187	.89	-9.9	.75	-9.9	.52	.38	82.8	81.6	.0707	660061
35	17956	22157	-1.5389A	.0188	1.02	1.6	1.12	4.8	.35	.38	82.0	81.9	-.0078	660069
36	18525	22157	-1.6927A	.0194	1.06	5.3	1.30	9.9	.26	.37	83.7	83.4	-.0669	660073
37	13540	22158	-.4950A	.0160	.92	-9.9	.85	-9.9	.55	.44	75.8	73.2	.2053	660076
38	13314	22158	-.0639A	.0155	.85	-9.9	.78	-9.9	.57	.45	77.0	71.3	-.1741	660080
39	14288	22158	-.7608A	.0164	1.10	9.9	1.14	9.0	.43	.43	72.1	74.9	.2858	660081
40	10509	22157	.4070A	.0155	1.08	9.9	1.16	9.9	.37	.45	68.7	71.0	.0286	660082
41	13753	22157	-.2770A	.0157	.92	-9.9	.86	-9.9	.50	.45	74.4	72.0	-.0687	660086
42	10021	22157	.4574A	.0155	1.16	9.9	1.25	9.9	.31	.45	65.4	71.1	.0949	660092
43	17369	22158	-1.5620A	.0189	1.01	.5	.89	-4.8	.49	.38	81.1	82.1	.2202	660093
44	15412	22158	-.8873A	.0167	1.10	9.9	1.16	9.0	.38	.43	73.1	75.9	.1171	660094
45	15560	22158	-.9488A	.0168	1.20	9.9	1.46	9.9	.29	.42	71.7	76.4	.1389	660095
46	13113	22157	-.0470A	.0155	.87	-9.9	.81	-9.9	.55	.45	76.3	71.3	-.1417	660096
47	17279	22157	-1.5490A	.0188	1.09	8.2	1.07	3.0	.42	.38	80.0	82.0	.2362	660097
48	13569	22157	-.4122A	.0158	.99	-1.1	.99	-.4	.47	.45	73.2	72.7	.1141	660098
49	8879	22158	.9783A	.0159	1.13	9.9	1.27	9.9	.34	.43	69.8	73.2	-.1439	660099
50	17854	22158	-1.7105A	.0195	.96	-3.2	.79	-8.6	.51	.36	82.6	83.6	.2058	660102
51	14585	22158	-.6428A	.0162	1.02	2.7	1.02	1.1	.44	.44	73.0	74.1	.0895	660105
52	15596	22157	-.7966A	.0165	.90	-9.9	.82	-9.9	.51	.43	78.4	75.2	-.0269	660108
53	14239	22157	-.1025A	.0155	1.05	7.5	1.04	3.8	.38	.45	69.2	71.4	-.3689	660109
54	12564	22157	-.0839A	.0155	1.21	9.9	1.32	9.9	.29	.45	63.6	71.3	.0293	660110
55	8393	22158	1.0452A	.0160	1.13	9.9	1.26	9.9	.33	.43	70.3	73.6	-.0899	660113
56	13565	22158	-.2612A	.0157	1.01	2.1	1.00	.1	.43	.45	71.2	72.0	-.0374	660114
57	14515	22158	-.6439A	.0162	1.05	6.7	1.02	1.4	.42	.44	71.9	74.1	.1088	660116
58	16433	22157	-.9915A	.0169	1.10	9.9	1.19	9.9	.31	.42	74.7	76.8	-.0700	660123
59	2876	3694	-1.2008	.0436	.90	-4.4	.88	-2.6	.48	.39	81.2	79.6	.0003	689934
60	3124	3915	-1.3179	.0438	.90	-4.3	.75	-5.2	.48	.39	82.2	81.1	.0002	689935
61	1736	5180	.9142	.0340	1.25	9.9	1.52	9.9	.24	.45	68.8	75.2	.0005	689936
62	3202	5652	-.3111	.0309	.97	-2.6	.91	-4.0	.49	.47	72.5	71.8	.0000	689937
63	3012	4160	-.8601	.0386	1.08	4.1	1.15	3.8	.34	.41	73.3	76.2	.0002	689938
64	3938	5366	-1.2914	.0345	1.05	3.0	1.01	.4	.38	.42	75.1	76.7	-.0002	689940
65	1983	4127	.4999	.0356	1.08	5.3	1.17	7.1	.34	.44	69.2	70.6	.0005	689941
66	3056	3741	-1.5289	.0460	.96	-1.6	.89	-1.9	.40	.36	82.4	82.4	.0002	689942
67	3381	4348	-1.2115	.0403	.94	-3.2	.87	-2.9	.45	.39	80.8	79.6	.0002	689944

Nebraska State Accountability 2014 Technical Report

ENTRY	TOTAL	TOTAL		MODEL	INFIT	OUTFIT	PTBISERL-EX	EXACT	MATCH						
NUMBER	SCORE	COUNT	MEASURE	S.E.	MNSQ	ZSTD	MNSQ	ZSTD	CORR.	EXP.	OBS%	EXP%	DISPLACE	ITEM	
68	2596	5394	.1052	.0315	1.35	9.9	1.49	9.9	.21	.47	59.4	71.6	.0002	689946	
69	3766	4168	-2.3154	.0557	.88	-3.2	.64	-4.9	.42	.30	90.5	90.3	.0005	689947	
70	3869	4337	-2.2257	.0520	.93	-2.2	.75	-3.5	.38	.30	89.4	89.2	.0004	689948	
71	3257	4385	-.9670	.0384	.97	-1.7	1.01	.2	.44	.41	78.6	77.3	.0002	689949	
72	3496	3656	-3.2760	.0833	.96	-.6	.80	-1.6	.26	.21	95.6	95.6	.0009	689950	
73	4406	5699	-1.5453	.0350	.84	-9.7	.66	-9.1	.54	.40	82.3	79.0	-.0001	689951	
74	2365	3836	-.2417	.0377	1.00	.2	.95	-1.6	.43	.44	71.8	71.9	.0003	689953	
75	4160	5268	-1.6875	.0372	.92	-4.3	.89	-2.5	.46	.38	81.2	80.1	-.0002	689954	
76	2362	3675	-.4098	.0389	1.00	.1	.98	-.8	.43	.44	72.3	72.7	.0003	689955	
77	2294	4257	.1588	.0351	.87	-9.5	.83	-7.5	.54	.45	76.0	70.7	.0004	689956	
78	2439	3816	-.3533	.0383	1.05	3.1	1.05	1.7	.40	.44	70.8	72.9	.0003	689957	
79	2651	4507	-.1087	.0346	1.05	3.1	1.04	1.6	.40	.45	70.3	71.5	.0003	689958	
80	1223	5415	1.6522	.0369	1.22	9.9	1.99	9.9	.17	.40	78.5	80.9	.0006	689959	
81	2102	4418	.4945	.0344	.91	-6.6	.89	-5.3	.51	.44	73.9	70.4	.0005	689960	
82	2659	4009	-.4978	.0375	.93	-4.4	.91	-2.8	.49	.43	75.2	73.1	.0003	689961	
83	3417	4338	-1.2696	.0410	.93	-3.2	.87	-2.9	.45	.39	81.7	80.4	.0002	689962	
84	3076	4184	-.9022	.0390	1.00	.0	.90	-2.6	.42	.41	75.1	76.9	.0002	689963	
85	2678	4209	-.3424	.0362	1.15	9.4	1.18	5.8	.30	.44	66.1	72.4	.0003	689964	
86	2114	4377	.4927	.0346	1.24	9.9	1.38	9.9	.24	.44	62.0	70.6	.0005	689967	
87	2849	4436	-.3447	.0355	1.15	9.5	1.23	7.5	.31	.44	67.2	72.9	.0003	689968	
88	3745	4395	-1.8004	.0459	1.02	.7	.99	-.1	.32	.34	85.2	85.4	.0003	689970	
89	3319	4534	-.9001	.0374	.94	-3.6	.94	-1.6	.47	.41	79.1	76.6	.0002	689971	
90	3728	4453	-1.6569	.0440	.97	-1.1	.86	-2.5	.39	.35	83.6	84.1	.0002	689972	
91	2717	3767	-.8562	.0406	.87	-7.0	.79	-5.5	.54	.42	79.6	76.2	.0003	689973	
92	2458	3709	-.4976	.0391	.90	-6.2	.83	-5.4	.52	.43	76.3	73.3	.0003	689974	
93	2632	4069	-.3995	.0372	1.11	6.7	1.15	4.7	.35	.44	69.3	73.2	.0003	689975	
94	2048	4042	.3624	.0358	1.17	9.9	1.22	9.2	.29	.44	62.7	70.2	.0005	689976	
95	3066	4346	-.7656	.0373	1.09	5.3	1.16	4.4	.34	.42	72.8	75.3	.0002	689977	
96	4074	4339	-2.9203	.0660	.91	-1.8	.77	-2.4	.33	.24	93.9	93.9	.0007	689979	
97	2794	3840	-.8906	.0404	1.12	6.1	1.24	5.8	.30	.41	74.0	76.5	.0003	689980	
98	3658	4696	-1.1923	.0387	.95	-2.5	.91	-2.1	.43	.39	81.3	79.6	.0003	689981	
99	2831	4678	-.1438	.0340	.95	-3.4	.95	-2.0	.48	.44	73.7	71.6	.0004	689982	
100	3526	4125	-1.8056	.0477	1.12	4.0	1.30	4.2	.22	.34	85.0	85.7	.0003	689983	
101	1985	4228	.5470	.0352	.87	-9.6	.84	-7.8	.54	.44	76.4	70.6	.0005	689984	
102	3003	5332	-.3133	.0318	1.15	9.9	1.23	9.2	.35	.47	66.8	71.8	.0000	689985	
103	2632	5386	.0843	.0317	.98	-1.2	.99	-.3	.49	.48	73.6	72.1	.0002	689987	
104	3672	5870	-.6218	.0308	1.01	1.1	.99	-.5	.45	.46	72.0	72.8	.0000	689988	
105	3186	4536	-.7241	.0363	.99	-.4	.95	-1.5	.42	.42	74.5	75.0	.0003	689990	
106	2959	4165	-.7919	.0382	.99	-.4	.97	-.9	.43	.42	75.7	75.4	.0002	689991	
107	3607	4358	-1.5483	.0437	.90	-4.0	.78	-4.1	.46	.36	84.3	83.4	.0003	689992	
108	3650	4140	-2.0862	.0515	.86	-4.3	.61	-5.9	.46	.32	88.5	88.2	.0004	689993	
MEAN	9484.4	13951	-.7545	.0276	1.01	.5	1.01	.1			76.2	76.6			
S.D.	6316.6	8847.4	.8258	.0131	.12	7.1	.24	6.8			6.8	5.4			

Grade 7 Mathematics

ENTRY	TOTAL	TOTAL		MODEL	INFIT	OUTFIT	PTBISERL-EX	EXACT	MATCH						
NUMBER	SCORE	COUNT	MEASURE	S.E.	MNSQ	ZSTD	MNSQ	ZSTD	CORR.	EXP.	OBS%	EXP%	DISPLACE	ITEM	
1	14498	21895	-.2052A	.0158	.86	-9.9	.78	-9.9	.54	.46	77.5	72.1	-.3535	599948	
2	17106	21895	-1.2722A	.0180	.95	-5.7	.89	-5.3	.43	.40	80.6	79.4	-.0347	599949	
3	18513	21891	-1.6665A	.0195	.77	-9.9	.53	-9.9	.51	.36	86.4	83.2	-.1583	599953	
4	14999	21891	-.4797A	.0161	.87	-9.9	.82	-9.9	.52	.45	78.2	73.3	-.2110	599972	
5	15847	21891	-1.1468A	.0176	1.02	1.9	.97	-1.6	.49	.41	76.7	78.3	.2305	599999	
6	14459	21895	-.1893A	.0158	.87	-9.9	.79	-9.9	.54	.46	76.9	72.0	-.3591	600019	
7	14842	21895	-1.2561A	.0179	1.29	9.9	1.40	9.9	.44	.40	71.8	79.3	.6207	600032	
8	15097	21891	-.6729A	.0164	.94	-7.9	.90	-6.4	.48	.44	76.0	74.5	-.0401	600040	

Nebraska State Accountability 2014 Technical Report

ENTRY	TOTAL	TOTAL		MODEL	INFIT	OUTFIT	PTBISERL-EX	EXACT	MATCH					
NUMBER	SCORE	COUNT	MEASURE	S.E.	MNSQ	ZSTD	MNSQ	ZSTD	CORR.	EXP.	OBS%	EXP%	DISPLACE	ITEM
9	13599	21891	-.3569A	.0160	1.09	9.9	1.09	6.5	.38	.46	68.9	72.7	.0377	600043
10	13077	21891	-.4627A	.0161	1.11	9.9	1.11	7.5	.41	.45	68.8	73.2	.2776	600048
11	17772	21895	-1.2614A	.0179	.80	-9.9	.67	-9.9	.48	.40	84.0	79.3	-.2844	600058
12	13841	21895	-.8339A	.0168	1.25	9.9	1.35	9.9	.37	.43	67.8	75.7	.4588	600075
13	14296	21891	-.3205A	.0159	1.12	9.9	1.25	9.9	.34	.46	69.1	72.5	-.1819	600093
14	16765	21891	-1.2064A	.0178	.98	-2.2	1.01	.3	.43	.41	79.2	78.8	.0095	600102
15	14070	21891	-.6157A	.0163	1.04	4.8	1.01	.6	.46	.44	72.8	74.1	.1786	600120
16	12349	21895	-.0761A	.0157	1.11	9.9	1.14	9.9	.37	.46	67.5	71.7	.0687	600122
17	16037	21895	-.7202A	.0165	.79	-9.9	.69	-9.9	.56	.44	81.7	74.8	-.2647	634515
18	15394	21891	-.6589A	.0164	.88	-9.9	.79	-9.9	.51	.44	78.1	74.4	-.1386	634524
19	16175	21891	-.8224A	.0167	.98	-3.1	.92	-4.6	.40	.43	75.9	75.6	-.2017	634529
20	11035	21891	.1402A	.0156	1.09	9.9	1.12	9.9	.40	.47	67.9	71.4	.1732	634534
21	17566	21895	-1.3511A	.0182	.95	-5.4	.97	-1.4	.39	.39	81.9	80.2	-.1140	634544
22	13583	21895	-.1020A	.0157	.94	-9.7	.90	-8.6	.50	.46	73.9	71.8	-.2165	634546
23	13259	21891	-.2524A	.0159	.90	-9.9	.88	-9.9	.55	.46	76.4	72.3	.0186	634548
24	14290	21891	-.6470A	.0164	.98	-2.1	.93	-4.5	.49	.44	74.6	74.3	.1526	634552
25	17702	21891	-1.1968A	.0177	.79	-9.9	.64	-9.9	.49	.41	84.2	78.7	-.3269	634564
26	14675	21895	-.7064A	.0165	.97	-3.9	.93	-4.5	.49	.44	75.3	74.7	.1106	634568
27	14865	21895	-.0658A	.0157	1.10	9.9	1.14	9.9	.34	.46	67.6	71.7	-.5964	634586
28	14979	21891	-.6713A	.0164	.96	-5.8	.96	-2.7	.47	.44	76.4	74.5	-.0089	646871
29	18345	21891	-1.7814A	.0201	.98	-1.8	.95	-1.7	.39	.35	84.8	84.4	.0324	646891
30	13083	21891	-.3046A	.0159	1.09	9.9	1.09	6.6	.40	.46	68.9	72.5	.1161	646902
31	18616	21895	-1.8752A	.0206	.84	-9.9	.62	-9.9	.51	.35	86.1	85.3	.0161	646909
32	14812	21895	-.5644A	.0162	1.04	5.4	1.11	7.3	.40	.45	72.9	73.8	-.0719	646915
33	12969	21891	.1555A	.0156	1.11	9.9	1.14	9.9	.36	.47	67.0	71.4	-.3200	646918
34	15980	21891	-.9287A	.0170	.82	-9.9	.73	-9.9	.57	.43	81.9	76.4	-.0325	660125
35	14529	21891	-.5846A	.0163	.86	-9.9	.76	-9.9	.57	.45	78.1	73.9	.0252	660128
36	17415	21895	-1.2483A	.0179	.85	-9.9	.73	-9.9	.47	.40	82.4	79.2	-.1670	660132
37	14038	21895	-.6185A	.0163	.94	-8.2	.90	-6.9	.54	.44	76.2	74.2	.1902	660133
38	13573	21895	-.2732A	.0159	.91	-9.9	.86	-9.9	.53	.46	75.7	72.3	-.0402	660135
39	12547	21891	-.1747A	.0158	1.05	7.6	1.08	6.7	.43	.46	70.1	72.0	.1188	660138
40	11617	21891	.1245A	.0156	1.07	9.9	1.10	8.8	.41	.47	68.6	71.4	.0466	660143
41	14549	21895	-.5827A	.0163	1.01	1.6	.97	-1.8	.44	.45	73.0	73.9	.0183	660145
42	15710	21895	-1.1499A	.0176	1.20	9.9	1.31	9.9	.35	.41	73.7	78.3	.2739	660146
43	12059	21895	-.0147A	.0157	1.25	9.9	1.39	9.9	.27	.46	63.2	71.6	.0784	660149
44	11687	21891	-.1218A	.0157	1.18	9.9	1.25	9.9	.35	.46	65.5	71.8	.2774	660150
45	15322	21891	-.9290A	.0170	.98	-2.1	.90	-6.0	.49	.43	76.1	76.4	.1589	660152
46	17716	21895	-1.3587A	.0183	.99	-8.1	1.11	4.8	.33	.39	81.0	80.2	-.1612	660158
47	16635	21895	-.7577A	.0166	.97	-3.4	.98	-1.0	.36	.44	75.6	75.1	-.4141	660162
48	19147	21895	-1.8014A	.0202	.79	-9.9	.75	-9.3	.39	.35	88.4	84.6	-.3108	660163
49	13842	21891	-.4013A	.0160	.98	-2.3	.97	-2.5	.47	.45	73.4	72.9	.0200	660165
50	9885	21891	.5841A	.0157	.94	-8.9	.94	-5.7	.50	.46	74.5	71.9	.0110	660170
51	11348	21895	.1194A	.0156	1.06	9.7	1.07	6.3	.41	.47	68.6	71.4	.1179	660172
52	16671	21895	-1.3024A	.0181	.99	-.8	.92	-3.5	.46	.40	79.2	79.7	.1392	660175
53	15747	21895	-.9829A	.0171	1.01	1.3	.92	-4.4	.45	.42	75.4	76.9	.0927	660176
54	16745	21891	-1.3037A	.0181	.86	-9.9	.68	-9.9	.58	.40	81.5	79.7	.1163	660177
55	14578	21891	-.6938A	.0165	.97	-3.8	.96	-2.8	.49	.44	75.8	74.7	.1235	660182
56	9578	21895	.6573A	.0158	1.16	9.9	1.31	9.9	.30	.46	67.9	72.1	.0142	660184
57	11909	21895	-.0438A	.0157	1.17	9.9	1.26	9.9	.35	.46	65.4	71.6	.1446	660186
58	16754	21895	-1.3870A	.0184	1.20	9.9	1.50	9.9	.30	.39	77.2	80.5	.1994	660191
59	2499	4368	.0386	.0350	1.05	3.1	1.05	2.1	.41	.45	69.6	71.3	.0004	689994
60	1866	3999	.6031	.0367	1.07	4.6	1.11	4.2	.39	.46	69.1	71.6	.0005	689996
61	2651	3637	-.8667	.0417	.97	-1.3	.92	-1.9	.45	.42	76.9	76.6	.0002	689997
62	1571	4215	1.0846	.0367	1.22	9.9	1.53	9.9	.22	.44	68.9	73.6	.0007	689998
63	3691	4364	-1.7668	.0454	.85	-5.8	.72	-4.8	.49	.35	86.1	84.8	.0002	689999
64	3415	4437	-1.1368	.0395	.81	-9.9	.65	-8.6	.58	.40	82.8	79.1	.0002	690000
65	3757	4552	-1.5720	.0425	.92	-3.5	.81	-3.5	.44	.37	84.4	83.0	.0002	690001
66	2489	3911	-.3392	.0379	.89	-6.8	.79	-6.9	.54	.45	75.8	73.0	.0002	690002
67	3439	3927	-2.0140	.0518	.93	-2.3	.67	-4.7	.41	.32	87.7	87.6	.0003	690003
68	3012	4428	-.5894	.0364	.94	-3.5	.95	-1.5	.49	.44	76.2	74.3	.0002	690004

Nebraska State Accountability 2014 Technical Report

ENTRY	TOTAL	TOTAL		MODEL	INFIT	OUTFIT	PTBISERL-EX	EXACT	MATCH						
NUMBER	SCORE	COUNT	MEASURE	S.E.	MNSQ	ZSTD	MNSQ	ZSTD	CORR.	EXP.	OBS%	EXP%	DISPLACE	ITEM	
69	3280	5021	-.7365	.0338	.89	-7.7	.82	-5.9	.54	.46	77.6	73.6	-.0001	690005	
70	3411	4091	-1.6217	.0457	1.05	1.9	1.02	.4	.32	.36	83.2	83.7	.0002	690006	
71	2967	4759	-.6035	.0342	1.02	1.7	1.00	.2	.44	.46	71.7	72.7	-.0001	690008	
72	3717	4079	-2.4410	.0581	.93	-1.8	.82	-2.1	.35	.28	91.2	91.1	.0004	690009	
73	2392	4504	.2399	.0342	1.35	9.9	1.58	9.9	.18	.45	58.7	70.9	.0004	690010	
74	1435	3666	.9954	.0390	1.02	.9	1.09	3.1	.41	.44	74.3	72.9	.0007	690011	
75	3005	4600	-.4328	.0351	.99	-.9	.92	-2.6	.45	.44	73.1	73.3	.0002	690012	
76	3780	5666	-.7892	.0321	.79	-9.9	.67	-9.9	.63	.45	81.6	74.1	-.0001	690013	
77	3967	5632	-1.0309	.0328	.98	-1.3	.94	-1.9	.45	.43	75.4	75.2	-.0001	690014	
78	3670	4213	-1.9585	.0494	1.02	.7	1.12	1.6	.30	.33	87.2	87.1	.0002	690015	
79	3131	4481	-.7001	.0366	.89	-7.0	.79	-6.4	.53	.43	78.3	75.0	.0002	690016	
80	2053	3736	.1109	.0378	1.12	7.2	1.14	5.1	.36	.46	66.8	71.2	.0003	690018	
81	2434	3866	-.2866	.0378	1.08	5.0	1.06	1.9	.37	.44	68.3	72.3	.0003	690019	
82	2311	4201	.1474	.0357	.93	-5.0	.90	-4.3	.52	.46	74.5	71.4	.0004	690021	
83	3037	4381	-.6848	.0368	.99	-.5	1.01	.4	.44	.43	75.2	74.7	.0002	690022	
84	2569	3894	-.4786	.0383	1.05	3.0	1.10	2.8	.40	.44	72.3	73.3	.0002	690023	
85	2669	3643	-.8987	.0418	1.08	3.9	1.17	3.5	.34	.42	74.7	76.6	.0002	690024	
86	2994	4146	-.8442	.0387	1.08	4.3	1.23	5.5	.34	.42	74.9	76.0	.0002	690025	
87	2853	3976	-.7997	.0395	.91	-4.9	.81	-5.1	.50	.43	78.4	76.0	.0002	690027	
88	2177	3679	-.0877	.0384	.98	-1.2	.94	-2.3	.47	.45	71.3	71.6	.0003	690028	
89	3173	4991	-.6333	.0337	.90	-7.2	.85	-5.0	.55	.47	76.5	73.3	-.0001	690029	
90	1349	4286	1.4459	.0377	1.39	9.9	1.78	9.9	.12	.42	66.0	75.9	.0008	690030	
91	4053	4802	-1.7322	.0432	.95	-1.9	.86	-2.3	.40	.36	85.2	84.7	.0002	690031	
92	1242	4473	1.6829	.0384	1.13	6.3	1.69	9.9	.23	.41	77.8	78.0	.0008	690032	
93	1908	3667	.2837	.0380	1.15	8.8	1.21	7.8	.33	.46	65.9	71.1	.0004	690033	
94	2560	5149	.1148	.0323	1.26	9.9	1.38	9.9	.28	.48	62.6	71.8	.0002	690034	
95	1728	4103	.8285	.0365	1.07	4.2	1.11	4.4	.38	.45	69.8	72.1	.0006	690035	
96	3316	5509	-.4405	.0317	.92	-5.9	.93	-2.8	.53	.47	75.7	72.4	.0000	690036	
97	3568	4618	-1.2067	.0389	.92	-3.9	.90	-2.1	.46	.40	81.8	79.1	.0001	690037	
98	1977	5492	.8995	.0329	1.08	4.8	1.17	6.3	.40	.47	73.4	75.1	.0004	690040	
99	2925	4522	-.3774	.0352	.94	-3.7	.92	-2.8	.49	.44	74.7	73.0	.0003	690041	
100	2310	3857	-.1141	.0375	.95	-3.0	.92	-2.8	.48	.45	73.9	71.8	.0003	690042	
101	3025	4413	-.6392	.0366	1.15	8.9	1.21	5.8	.31	.44	68.0	74.4	.0002	690043	
102	3275	4199	-1.2284	.0414	.86	-7.0	.67	-7.5	.54	.41	82.0	79.7	.0001	690044	
103	3334	4243	-1.2697	.0413	1.04	1.9	1.36	6.4	.34	.39	80.8	80.1	.0001	690045	
104	1394	3584	1.0271	.0396	1.19	9.9	1.34	9.9	.29	.45	67.8	73.2	.0007	690047	
105	2327	4168	.1128	.0357	1.26	9.9	1.36	9.9	.24	.45	60.8	71.1	.0004	690049	
106	1558	5102	1.1925	.0352	1.11	6.1	1.27	8.4	.34	.44	74.8	76.9	.0006	690050	
107	2576	4476	.0042	.0346	1.16	9.9	1.17	6.6	.32	.46	64.7	71.4	.0003	690051	
108	1728	5204	1.0656	.0344	1.17	9.8	1.43	9.9	.30	.46	73.5	76.1	.0005	690053	
MEAN	9200.6	13784	-.5284	.0268	1.01	.1	1.02	.1			75.1	75.6			
S.D.	6255.0	8740.8	.7902	.0113	.13	7.3	.24	7.0			6.5	4.3			

Grade 8 Mathematics

ENTRY	TOTAL	TOTAL		MODEL	INFIT	OUTFIT	PTBISERL-EX	EXACT	MATCH						
NUMBER	SCORE	COUNT	MEASURE	S.E.	MNSQ	ZSTD	MNSQ	ZSTD	CORR.	EXP.	OBS%	EXP%	DISPLACE	ITEM	
1	17091	21794	-1.5909A	.0187	.94	-6.1	.80	-8.8	.50	.38	81.3	81.2	.1472	600152	
2	15612	21779	-1.1436A	.0172	1.01	1.3	.97	-1.5	.46	.41	76.3	76.9	.1460	600225	
3	13799	21794	-.4568A	.0159	1.03	4.9	1.08	5.7	.42	.45	71.3	72.3	-.0585	600253	
4	14332	21779	-.6251A	.0161	.87	-9.9	.82	-9.9	.55	.45	77.9	73.1	-.0292	600261	
5	17295	21779	-1.7318A	.0193	1.00	.3	.83	-6.6	.48	.36	81.2	82.6	.2191	600303	
6	14852	21779	-.9404A	.0167	1.01	1.9	1.00	.0	.46	.43	75.0	75.2	.1523	600306	
7	15548	21794	-.9919A	.0168	.94	-7.4	.94	-3.2	.47	.42	78.0	75.6	.0109	600319	
8	14751	21779	-.7005A	.0163	.96	-5.3	.94	-4.2	.46	.44	74.7	73.6	-.0656	600332	
9	17146	21794	-1.3693A	.0179	.95	-5.3	.90	-4.8	.40	.39	80.4	79.0	-.1008	600337	

Nebraska State Accountability 2014 Technical Report

ENTRY	TOTAL	TOTAL		MODEL	INFIT	OUTFIT	PTBISERL-EX	EXACT	MATCH						
NUMBER	SCORE	COUNT	MEASURE	S.E.	MNSQ	ZSTD	MNSQ	ZSTD	CORR.	EXP.	OBS%	EXP%	DISPLACE	ITEM	
10	14689	21779	-.6246A	.0161	.89	-9.9	.85	-9.9	.52	.45	77.2	73.1	-.1266	600363	
11	13554	21794	-.3174A	.0158	1.15	9.9	1.21	9.9	.32	.46	66.4	71.8	-.1369	600368	
12	14252	21794	-.6530A	.0162	.89	-9.9	.82	-9.9	.55	.44	77.1	73.3	.0224	600371	
13	19360	21779	-2.3710A	.0229	.84	-9.9	.57	-9.9	.46	.30	89.0	88.9	.0016	600388	
14	13622	21794	-.6697A	.0162	1.12	9.9	1.15	9.7	.39	.44	68.2	73.4	.2042	600513	
15	13753	21779	-.7195A	.0163	1.16	9.9	1.31	9.9	.35	.44	68.7	73.7	.2194	634597	
16	16294	21779	-1.1909A	.0173	.85	-9.9	.70	-9.9	.54	.41	80.3	77.3	-.0099	634616	
17	16265	21794	-1.5555A	.0185	1.21	9.9	1.42	9.9	.37	.38	76.6	80.8	.3744	634625	
18	18047	21779	-1.7044A	.0191	.84	-9.9	.67	-9.9	.47	.36	84.7	82.3	-.0878	634633	
19	12988	21794	-.4195A	.0159	.93	-9.9	.86	-9.9	.53	.45	74.6	72.1	.1116	634643	
20	14502	21779	-.8148A	.0165	1.10	9.9	1.19	9.9	.38	.43	71.7	74.3	.1191	634644	
21	14528	21779	.0438A	.0156	1.08	9.9	1.07	6.1	.40	.47	68.0	71.2	-.7662	634648	
22	16259	21794	-.7648A	.0164	.99	-1.9	1.17	9.9	.35	.44	75.7	74.0	-.4397	634650	
23	15775	21779	-.6558A	.0162	.96	-6.0	1.03	1.7	.40	.44	76.0	73.3	-.4062	634653	
24	10838	21794	.2342A	.0157	1.03	4.2	1.05	4.8	.43	.47	71.2	71.4	-.0155	634657	
25	16472	21794	-1.1479A	.0172	.96	-4.8	.99	-.6	.41	.41	78.6	76.9	-.1080	646813	
26	14585	21779	-.7048A	.0163	.96	-6.4	.88	-8.5	.48	.44	74.7	73.6	-.0159	646818	
27	12198	21794	-.1037A	.0157	1.28	9.9	1.47	9.9	.25	.46	61.2	71.3	-.0106	646821	
28	11157	21779	-.0082A	.0157	1.30	9.9	1.46	9.9	.24	.47	59.9	71.2	.1487	646830	
29	13884	21794	-.5485A	.0160	.86	-9.9	.78	-9.9	.57	.45	77.4	72.7	.0128	646849	
30	15196	21794	-.8492A	.0165	.99	-.7	.98	-1.3	.43	.43	74.5	74.6	-.0351	646856	
31	14412	21779	-.7963A	.0164	1.01	1.1	.99	-.4	.46	.44	73.9	74.2	.1244	646863	
32	10836	21794	.1426A	.0156	.99	-1.1	.98	-1.8	.46	.47	71.7	71.2	.0770	646864	
33	16699	21779	-1.1749A	.0173	.85	-9.9	.73	-9.9	.49	.41	81.0	77.2	-.1558	660193	
34	18421	21794	-2.0626A	.0209	1.05	3.9	.98	-.7	.37	.33	84.8	86.0	.1345	660197	
35	14867	21794	-.7688A	.0164	.91	-9.9	.81	-9.9	.51	.44	76.3	74.0	-.0257	660203	
36	18653	21794	-1.9684A	.0204	.88	-9.9	.69	-9.9	.43	.34	86.2	85.0	-.0640	660204	
37	16161	21779	-1.2898A	.0176	1.16	9.9	1.17	7.7	.32	.40	74.0	78.2	.1329	660207	
38	17184	21794	-1.4169A	.0180	.87	-9.9	.75	-9.9	.48	.39	82.0	79.4	-.0644	660209	
39	12089	21779	-.2221A	.0157	1.03	4.6	1.01	.7	.44	.46	70.0	71.5	.1348	660210	
40	14861	21794	-1.0896A	.0170	1.10	9.9	1.06	3.2	.44	.42	72.9	76.4	.3035	660211	
41	11174	21794	-.2693A	.0158	1.23	9.9	1.35	9.9	.32	.46	63.0	71.6	.4086	660213	
42	13515	21779	-.3436A	.0158	.98	-3.8	.91	-7.0	.46	.46	72.2	71.8	-.1017	660215	
43	11309	21794	.2782A	.0157	1.13	9.9	1.17	9.9	.37	.47	66.5	71.4	-.1754	660220	
44	12335	21779	-.1321A	.0157	.93	-9.9	.89	-9.9	.51	.46	74.0	71.3	-.0173	660222	
45	17563	21794	-1.7232A	.0192	.91	-8.9	.77	-9.4	.51	.36	83.0	82.5	.1187	660223	
46	12368	21779	.0110A	.0156	.95	-7.2	.94	-5.3	.50	.47	73.3	71.2	-.1702	660224	
47	13962	21779	-.7024A	.0163	1.02	3.0	.99	-.4	.46	.44	72.7	73.6	.1477	660228	
48	12128	21794	-.0130A	.0156	.95	-7.8	.91	-8.3	.50	.47	72.6	71.2	-.0849	660229	
49	17142	21779	-1.4893A	.0183	.86	-9.9	.69	-9.9	.52	.38	82.3	80.1	.0223	660230	
50	16054	21794	-1.1902A	.0173	1.02	2.2	1.03	1.5	.42	.41	76.9	77.3	.0653	660232	
51	17341	21779	-1.7695A	.0194	1.07	6.6	1.02	.8	.42	.36	80.7	83.0	.2417	660234	
52	14802	21779	-.7219A	.0163	.91	-9.9	.84	-9.9	.51	.44	76.5	73.7	-.0578	660238	
53	9223	21794	.6708A	.0160	.98	-2.4	1.02	2.2	.47	.46	74.2	72.8	-.0510	660239	
54	10632	21779	.2749A	.0157	1.17	9.9	1.26	9.9	.33	.47	66.3	71.4	-.0067	660240	
55	12824	21794	-.1029A	.0157	.93	-9.9	.90	-8.9	.51	.46	73.7	71.3	-.1682	660241	
56	14267	21779	-.6697A	.0162	.92	-9.9	.84	-9.9	.52	.44	76.0	73.4	.0338	660243	
57	12844	21779	-.3274A	.0158	1.07	9.9	1.07	5.2	.41	.46	68.7	71.8	.0530	660245	
58	9695	21794	.4579A	.0158	1.14	9.9	1.21	9.9	.35	.47	67.5	71.9	.0429	660246	
59	14100	21779	-.5063A	.0160	.97	-5.1	.94	-4.8	.47	.45	73.8	72.5	-.0888	660248	
60	11006	21794	.2595A	.0157	1.02	2.7	1.04	3.8	.44	.47	71.8	71.4	-.0821	660252	
61	2580	4789	-.2699	.0336	1.15	9.9	1.16	6.2	.36	.48	66.3	71.8	.0002	690054	
62	2906	4769	-.2985	.0338	1.05	3.2	1.06	2.3	.41	.45	70.0	71.9	.0004	690055	
63	2689	4129	-.5533	.0370	1.06	3.5	1.07	2.0	.40	.44	71.2	73.0	.0004	690056	
64	2851	4878	-.5041	.0334	1.00	.3	.98	-.7	.46	.47	71.0	71.7	.0001	690057	
65	2575	4150	-.3690	.0364	1.10	6.4	1.17	5.3	.37	.45	68.9	72.1	.0004	690058	
66	2314	5041	.1565	.0329	1.24	9.9	1.32	9.9	.31	.48	64.0	72.3	.0004	690059	
67	2968	4105	-.9579	.0390	.97	-1.7	.95	-1.1	.45	.42	77.2	76.0	.0003	690060	
68	2796	4596	-.3012	.0344	.92	-6.0	.86	-5.3	.52	.45	74.6	71.7	.0004	690061	
69	3166	4388	-.9251	.0374	1.05	3.1	1.06	1.5	.36	.41	74.0	75.6	.0004	690062	

Nebraska State Accountability 2014 Technical Report

ENTRY	TOTAL	TOTAL		MODEL	INFIT	OUTFIT	PTBISERL-EX	EXACT	MATCH					
NUMBER	SCORE	COUNT	MEASURE	S.E.	MNSQ	ZSTD	MNSQ	ZSTD	CORR.	EXP.	OBS%	EXP%	DISPLACE	ITEM
70	2614	4011	-.5557	.0375	.94	-3.9	.86	-4.4	.49	.44	74.8	72.9	.0004	690063
71	1764	4064	.6036	.0366	1.13	7.7	1.22	8.5	.34	.46	68.1	72.0	.0006	690065
72	1275	3997	1.2821	.0391	.91	-5.1	.93	-2.1	.48	.43	79.3	76.0	.0008	690067
73	2333	4066	-.1041	.0364	1.12	7.9	1.19	6.5	.37	.46	66.8	71.5	.0004	690068
74	2190	4036	.0478	.0362	1.10	6.8	1.11	4.4	.37	.45	66.3	70.7	.0005	690069
75	2364	4212	-.0530	.0355	1.17	9.9	1.21	7.9	.32	.46	63.6	71.0	.0005	690070
76	2043	4114	.2551	.0357	1.19	9.9	1.24	9.4	.28	.45	63.2	70.7	.0005	690071
77	2326	4081	-.0744	.0361	1.14	9.4	1.22	7.7	.33	.45	64.8	70.8	.0005	690072
78	3550	4658	-1.1937	.0381	.97	-1.6	.93	-1.7	.43	.40	78.9	78.2	.0003	690073
79	2633	3845	-.7400	.0390	1.08	4.3	1.17	4.4	.36	.43	71.9	74.1	.0004	690074
80	3786	5212	-1.2943	.0348	1.07	4.4	1.28	6.5	.35	.42	75.3	76.1	.0000	690075
81	2839	3978	-.8838	.0391	.93	-3.8	.86	-3.5	.47	.41	77.6	75.4	.0004	690076
82	3278	3990	-1.6139	.0451	1.12	4.6	1.62	8.3	.23	.37	82.3	82.7	.0004	690077
83	3088	4665	-.9381	.0352	1.10	6.6	1.21	5.7	.36	.45	71.4	73.7	.0000	690079
84	2098	3693	-.1069	.0381	1.01	.5	1.02	.6	.45	.46	70.8	71.2	.0004	690080
85	2469	4705	.1494	.0336	1.16	9.9	1.21	8.7	.32	.46	65.4	71.0	.0005	690081
86	2192	4135	.1274	.0359	1.06	3.7	1.08	3.0	.41	.46	69.0	71.0	.0005	690082
87	2780	4151	-.6494	.0371	.94	-4.1	.91	-2.8	.49	.43	75.2	73.3	.0004	690083
88	2791	4505	-.3783	.0348	.98	-1.1	.93	-2.5	.46	.44	71.8	71.7	.0004	690084
89	1620	4755	1.1660	.0355	1.10	5.8	1.27	9.0	.34	.44	74.0	75.2	.0007	690085
90	3164	4365	-.9236	.0378	.95	-2.9	.96	-.9	.45	.41	78.1	76.0	.0004	690086
91	3306	4097	-1.5326	.0432	.83	-7.9	.64	-7.3	.53	.37	84.1	81.4	.0004	690087
92	2951	4123	-.9116	.0384	1.00	.1	.96	-.9	.41	.41	75.2	75.3	.0003	690088
93	2547	4203	-.3038	.0359	.90	-6.7	.82	-6.8	.53	.45	75.4	71.7	.0004	690089
94	1891	3952	.3619	.0366	.89	-7.1	.86	-6.2	.53	.46	75.0	71.1	.0006	690090
95	1393	4071	1.2041	.0384	1.06	3.2	1.31	9.4	.35	.45	76.0	75.4	.0007	690092
96	2420	3922	-.3400	.0374	1.09	5.9	1.08	2.6	.37	.45	67.6	72.0	.0004	690093
97	2065	4050	.2136	.0359	1.11	7.4	1.17	6.8	.35	.45	66.8	70.5	.0005	690094
98	2789	5207	-.2426	.0323	1.15	9.9	1.20	7.9	.36	.48	66.8	71.9	.0002	690095
99	3075	4116	-1.1238	.0397	1.01	.8	1.19	4.2	.38	.40	78.2	77.2	.0003	690096
100	3201	5283	-.6094	.0323	1.01	.5	1.04	1.6	.46	.47	72.8	72.4	.0001	690097
101	1709	4208	.7590	.0362	1.29	9.9	1.50	9.9	.21	.45	64.2	72.6	.0007	690098
102	1090	3930	1.5664	.0409	1.40	9.9	2.01	9.9	.09	.42	70.0	78.0	.0009	690099
103	2963	4582	-.5181	.0349	1.01	.9	1.04	1.4	.43	.44	72.4	72.5	.0004	690100
104	2678	5105	-.2057	.0323	1.14	9.9	1.21	8.2	.36	.47	66.2	71.3	.0002	690101
105	3368	4934	-1.0674	.0346	.95	-3.1	.96	-1.0	.48	.44	76.2	74.3	.0000	690102
106	3719	4784	-1.3260	.0384	.85	-8.0	.69	-7.4	.53	.40	82.4	79.3	.0003	690103
107	1725	3952	.6464	.0372	.86	-9.2	.83	-7.3	.56	.46	77.8	72.4	.0006	690104
108	1872	3967	.4432	.0367	.88	-8.0	.84	-6.8	.54	.46	75.6	71.4	.0006	690105
109	2248	4196	.0470	.0354	1.08	5.6	1.10	4.1	.38	.45	68.2	70.6	.0005	690106
110	2212	5100	.3369	.0330	1.08	5.6	1.13	5.4	.42	.48	70.2	72.9	.0004	690107
MEAN	9039.8	13864	-.5114	.0258	1.02	.5	1.03	.3			73.6	74.4		
S.D.	6187.3	8683.1	.7373	.0100	.12	7.3	.22	6.9			5.8	3.8		

Grade 11 Mathematics

ENTRY	TOTAL	TOTAL		MODEL	INFIT	OUTFIT	PTBISERL-EX	EXACT	MATCH					
NUMBER	SCORE	COUNT	MEASURE	S.E.	MNSQ	ZSTD	MNSQ	ZSTD	CORR.	EXP.	OBS%	EXP%	DISPLACE	ITEM
1	14022	20943	-.6107A	.0164	.89	-9.9	.88	-8.6	.51	.45	77.3	72.9	-.1375	600406
2	13499	20943	-.8642A	.0168	1.08	9.9	1.07	3.9	.43	.43	71.2	74.3	.2676	600552
3	14983	20943	-.9415A	.0170	.96	-5.0	.93	-4.2	.44	.42	75.9	74.8	-.0777	600563
4	16347	20958	-1.1624A	.0175	.88	-9.9	.81	-9.9	.42	.41	80.4	76.5	-.2900	600576
5	14376	20958	-.8019A	.0167	.98	-2.8	.95	-3.0	.44	.43	74.1	73.9	-.0396	600583
6	16851	20958	-1.1885A	.0175	.86	-9.9	.76	-9.9	.39	.40	80.6	76.7	-.4489	600592
7	16704	20958	-1.4554A	.0184	.85	-9.9	.71	-9.9	.48	.38	81.8	79.3	-.1111	600598
8	14210	20943	-1.3329A	.0180	1.36	9.9	2.07	9.9	.30	.39	71.6	78.1	.5455	600619
9	13780	20943	-.5793A	.0164	.88	-9.9	.80	-9.9	.53	.45	76.5	72.8	-.1015	600638
10	16468	20943	-1.1547A	.0175	.80	-9.9	.68	-9.9	.48	.41	82.5	76.5	-.3453	600648

Nebraska State Accountability 2014 Technical Report

ENTRY NUMBER	TOTAL SCORE	TOTAL COUNT	MEASURE	MODEL S.E.	INFIT MNSQ	ZSTD	OUTFIT MNSQ	ZSTD	PTBISERL-EX CORR.	EXP.	OBS%	EXACT EXP%	MATCH DISPLACE	ITEM
11	13043	20943	- .4395A	.0162	1.04	5.2	.97	-1.9	.42	.45	70.0	72.2	-.0424	600653
12	14421	20943	-.7196A	.0165	.88	-9.9	.76	-9.9	.52	.44	76.8	73.5	-.1401	600690
13	15873	20943	-1.0822A	.0173	.85	-9.9	.76	-9.9	.48	.41	80.5	75.9	-.2144	600731
14	14319	20958	-.7450A	.0166	.91	-9.9	.84	-9.9	.50	.44	76.3	73.6	-.0818	600737
15	13822	20958	-.3542A	.0161	.87	-9.9	.84	-9.9	.54	.46	77.4	72.0	-.3430	600746
16	14647	20958	-.8004A	.0167	.93	-9.7	.86	-8.8	.47	.43	76.0	73.9	-.1205	600748
17	16219	20958	-1.2487A	.0177	.89	-9.9	.89	-5.6	.44	.40	80.6	77.3	-.1543	600751
18	15669	20943	-1.2569A	.0177	1.04	4.1	.95	-2.2	.39	.40	76.1	77.4	.0346	600756
19	13360	20943	-.5398A	.0163	.97	-4.2	.94	-4.4	.47	.45	73.7	72.6	-.0258	600771
20	18038	20943	-1.8398A	.0200	.78	-9.9	.66	-9.9	.42	.34	87.0	83.4	-.2703	600774
21	15337	20943	-1.2252A	.0176	.89	-9.9	.82	-9.3	.53	.40	80.4	77.1	.1068	600775
22	7988	20943	.1007A	.0160	1.59	9.9	2.11	9.9	.04	.47	51.7	71.5	.7321	600776
23	13358	20943	-.4976A	.0163	1.09	9.9	1.14	9.6	.37	.45	69.2	72.4	-.0685	600810
24	13239	20958	-.2734A	.0161	.96	-6.6	.95	-3.8	.48	.46	73.0	71.8	-.2638	600819
25	17732	20958	-2.0867A	.0213	.99	-.9	.81	-6.1	.42	.32	84.9	86.0	.1346	634450
26	18091	20958	-2.1369A	.0216	.92	-5.9	.86	-4.6	.40	.31	86.5	86.5	.0226	634470
27	15077	20958	-1.3179A	.0179	.96	-5.0	.82	-8.5	.55	.39	77.9	77.9	.2837	646731
28	15404	20943	-1.1876A	.0175	.90	-9.9	.83	-9.0	.51	.41	79.4	76.7	.0471	646740
29	15179	20943	-.7865A	.0167	.94	-8.0	.85	-9.9	.42	.44	74.5	73.8	-.2995	646753
30	17055	20943	-1.7104A	.0194	.89	-9.9	.68	-9.9	.47	.36	82.7	82.0	.0182	646755
31	10334	20943	.4166A	.0161	1.09	9.9	1.13	9.9	.41	.47	69.0	72.2	-.2010	646759
32	8233	20943	.2946A	.0160	1.04	5.9	1.05	4.5	.41	.47	70.6	71.8	.4710	646762
33	15909	20958	-1.2895A	.0178	.93	-8.4	.81	-9.4	.46	.40	78.7	77.6	-.0068	646788
34	15930	20958	-1.1510A	.0174	.82	-9.9	.71	-9.9	.52	.41	81.7	76.4	-.1582	660258
35	8625	20958	.5547A	.0162	.94	-8.8	.93	-6.8	.50	.47	75.2	72.7	.1064	660262
36	10031	20958	.1974A	.0160	.92	-9.9	.87	-9.9	.53	.47	74.4	71.7	.0979	660266
37	9037	20958	.5657A	.0162	1.08	9.9	1.14	9.9	.41	.47	70.5	72.7	-.0130	660273
38	12420	20958	-.3876A	.0161	1.14	9.9	1.21	9.9	.35	.46	66.9	72.1	.0724	660276
39	11047	20943	-.0214A	.0160	1.14	9.9	1.13	9.9	.35	.47	65.4	71.5	.0559	660278
40	12188	20943	-.3453A	.0161	.95	-7.4	.90	-8.3	.51	.46	73.2	71.9	.0885	660281
41	10151	20943	.0774A	.0160	1.00	-.4	.98	-1.6	.46	.47	71.9	71.5	.1865	660291
42	11925	20958	-.2062A	.0160	1.25	9.9	1.46	9.9	.27	.46	63.4	71.6	.0174	660293
43	12166	20943	-.3735A	.0161	.97	-4.9	.91	-7.3	.50	.46	72.7	72.0	.1229	660302
44	9932	20958	.3389A	.0160	1.09	9.9	1.13	9.9	.39	.47	69.2	72.0	-.0186	660304
45	12159	20958	-.2493A	.0160	.97	-4.6	.95	-4.4	.49	.46	72.7	71.7	.0002	660306
46	14175	20943	-.8216A	.0167	.98	-2.6	.98	-.9	.46	.43	74.8	74.0	.0361	660307
47	12736	20958	-.2242A	.0160	1.03	4.2	1.02	1.6	.42	.46	70.6	71.7	-.1780	660310
48	14428	20958	-1.0391A	.0172	.98	-2.4	.90	-5.8	.50	.42	75.1	75.5	.1891	660313
49	13834	20958	-.6031A	.0164	.90	-9.9	.85	-9.9	.51	.45	76.3	72.9	-.0900	660316
50	10614	20943	.1081A	.0160	1.03	4.3	1.03	2.8	.43	.47	70.9	71.5	.0366	660322
51	14291	20943	-.9967A	.0171	1.13	9.9	1.22	9.9	.37	.42	72.4	75.2	.1826	660327
52	17756	20958	-1.8263A	.0199	.79	-9.9	.55	-9.9	.48	.35	85.6	83.3	-.1474	660330
53	14209	20958	-.8132A	.0167	1.04	5.8	1.09	5.6	.40	.43	73.2	74.0	.0201	660336
54	14064	20958	-.9168A	.0169	.91	-9.9	.81	-9.9	.55	.43	77.0	74.7	.1674	660340
55	10631	20943	.1470A	.0160	1.10	9.9	1.11	9.9	.39	.47	68.3	71.6	-.0070	660348
56	14708	20943	-1.0787A	.0173	.85	-9.9	.75	-9.9	.59	.41	79.8	75.9	.1460	660354
57	14688	20958	-.8237A	.0167	.98	-2.5	.88	-7.7	.43	.43	73.4	74.1	-.1085	660355
58	11989	20958	-.1807A	.0160	1.03	4.3	1.03	2.2	.44	.46	70.8	71.6	-.0251	660358
59	12795	20958	-.2547A	.0161	1.10	9.9	1.16	9.9	.37	.46	68.3	71.7	-.1627	660364
60	14760	20943	-1.0779A	.0173	.94	-7.8	.87	-6.9	.51	.41	77.1	75.8	.1298	660366
61	1379	4563	1.1526	.0375	1.11	5.8	1.34	9.6	.33	.46	76.8	77.5	.0009	690109
62	1952	4634	.4781	.0349	.90	-6.8	.87	-5.4	.55	.49	77.6	73.6	.0005	690110
63	2566	4447	-.3988	.0348	1.06	4.0	1.03	1.0	.42	.46	69.0	71.8	.0002	690112
64	2427	4190	-.1879	.0358	1.21	9.9	1.40	9.9	.29	.46	64.9	71.6	.0004	690113
65	3138	4679	-.6821	.0350	.87	-9.1	.77	-7.4	.55	.43	77.5	73.4	.0003	690115
66	941	4021	1.8246	.0427	1.28	9.9	1.89	9.9	.16	.41	76.8	80.7	.0012	690116
67	2502	4472	-.0714	.0345	1.05	3.5	1.04	1.6	.42	.46	68.8	71.3	.0005	690117
68	1779	4061	.5573	.0367	1.03	2.1	1.04	1.6	.43	.47	71.8	72.5	.0006	690118
69	1898	5154	.8008	.0339	1.06	3.5	1.18	6.8	.41	.48	75.1	75.0	.0007	690119
70	1567	5063	1.1711	.0353	1.19	9.9	1.42	9.9	.29	.45	73.1	76.9	.0009	690120
71	2465	4041	-.3967	.0367	.97	-2.0	.92	-2.6	.48	.45	73.0	71.9	.0003	690122
72	1542	3756	.7109	.0386	1.02	1.3	1.10	3.6	.43	.47	74.2	73.2	.0007	690124
73	1259	3806	1.1511	.0400	1.15	7.6	1.41	9.9	.30	.45	73.9	76.0	.0009	690126
74	874	4133	1.9398	.0434	1.28	9.9	1.89	9.9	.16	.40	78.5	82.0	.0012	690127
75	1508	3903	.8567	.0383	.81	-9.9	.80	-7.8	.58	.47	81.3	74.0	.0008	690128
76	1704	4034	.6400	.0370	1.02	1.2	1.09	3.6	.42	.47	72.8	72.7	.0007	690129
77	2611	4565	-.1519	.0342	1.01	.7	1.00	-.1	.44	.46	71.2	71.4	.0004	690130
78	1884	4549	.5049	.0351	.92	-5.0	.92	-3.2	.52	.48	76.5	73.5	.0006	690131
79	2607	4670	-.2692	.0340	.83	-9.9	.76	-9.9	.61	.48	78.7	71.9	.0002	690132
80	2159	3789	-.1675	.0377	.81	-9.9	.72	-9.9	.61	.47	79.2	71.6	.0003	690133

Nebraska State Accountability 2014 Technical Report

ENTRY	TOTAL	TOTAL	MEASURE	MODEL	INFIT	OUTFIT	PTBISERL-EX	EXACT	MATCH						
NUMBER	SCORE	COUNT		S.E.	MNSQ	ZSTD	MNSQ	ZSTD	CORR.	EXP.	OBS%	EXP%	DISPLACE	ITEM	
81	2817	4094	-.7980	.0379	1.10	5.8	1.16	4.1	.34	.43	71.4	74.3	.0002	690134	
82	3231	4006	-1.6066	.0437	.85	-6.9	.66	-6.5	.51	.37	82.6	81.1	.0001	690136	
83	1377	4685	1.2703	.0377	.95	-2.4	1.10	3.0	.46	.47	80.7	78.4	.0009	690137	
84	1873	4061	.4452	.0364	1.01	.8	1.03	1.3	.46	.47	70.9	71.9	.0006	690138	
85	1855	3981	.3916	.0367	1.14	8.6	1.17	6.5	.33	.47	66.9	71.8	.0006	690140	
86	1799	3995	.4654	.0367	1.20	9.9	1.27	9.9	.30	.46	65.2	71.9	.0006	690141	
87	1971	3777	.1113	.0377	.97	-1.7	.95	-1.8	.49	.47	72.4	71.6	.0005	690142	
88	2498	4020	-.4140	.0369	1.21	9.9	1.43	9.9	.27	.45	64.2	72.0	.0003	690143	
89	3053	4033	-1.2486	.0405	.97	-1.3	.89	-2.4	.42	.39	78.4	77.6	.0002	690144	
90	3006	4385	-.7858	.0367	.91	-5.5	.86	-4.1	.51	.43	77.8	74.2	.0002	690145	
91	1789	3762	.3683	.0379	1.04	2.7	1.04	1.5	.43	.48	70.5	72.0	.0006	690146	
92	1607	4019	.7537	.0374	1.05	2.8	1.06	2.3	.43	.46	71.5	73.2	.0008	690147	
93	2435	4563	.0252	.0342	1.26	9.9	1.32	9.9	.25	.47	61.0	71.2	.0004	690148	
94	2366	3564	-.7122	.0401	1.02	1.1	.98	-.4	.42	.44	72.3	73.4	.0002	690149	
95	2781	4260	-.6139	.0365	.98	-1.3	.99	-.2	.46	.45	74.2	73.2	.0002	690150	
96	1755	4116	.5940	.0365	1.16	9.3	1.23	8.7	.34	.46	67.1	72.6	.0006	690152	
97	2797	4465	-.4414	.0352	1.00	.2	.98	-.7	.45	.45	72.1	72.4	.0003	690153	
98	1244	3897	1.2467	.0399	.92	-4.3	1.04	1.1	.47	.45	80.7	76.6	.0009	690154	
99	2219	4595	.1369	.0342	1.06	4.1	1.10	4.2	.43	.48	69.9	71.9	.0004	690156	
100	1895	4694	.5882	.0348	.97	-2.2	1.02	1.0	.48	.48	76.8	73.8	.0006	690157	
101	1905	4090	.3755	.0364	.91	-5.8	.91	-3.9	.53	.47	76.5	72.1	.0005	690158	
102	1804	4100	.5589	.0366	1.11	6.4	1.17	6.5	.38	.47	70.0	72.6	.0006	690159	
103	1990	3978	.2067	.0364	1.20	9.9	1.25	9.6	.30	.46	63.3	71.0	.0004	690160	
104	2098	4096	.1658	.0361	.83	-9.9	.78	-9.8	.59	.47	78.6	71.6	.0005	690161	
105	1406	3505	.7368	.0400	1.23	9.9	1.35	9.9	.28	.46	66.5	73.3	.0007	690162	
106	1996	3841	.1277	.0373	1.00	-.1	.99	-.4	.47	.47	70.9	71.6	.0005	690163	
107	3125	4080	-1.3188	.0407	.98	-.8	.99	-.3	.40	.39	79.6	78.2	.0001	690164	
108	3261	4410	-1.1261	.0381	.94	-3.6	.82	-4.4	.47	.41	77.3	76.5	.0001	690165	
109	1624	3809	.5751	.0380	1.17	9.5	1.30	9.9	.32	.47	67.6	72.5	.0007	690166	
110	2834	4098	-.8274	.0380	1.05	2.9	1.06	1.6	.38	.43	73.6	74.3	.0002	690167	
MEAN	8455.0	13332	-.3046	.0262	1.01	-.6	1.02	-.7			74.2	74.3			
S.D.	6090.3	8349.0	.8311	.0102	.13	7.5	.27	7.3			5.7	3.2			

Appendix M: Science Item Bank Difficulties

Grade 5 Science

ENTRY NUMBER	TOTAL SCORE	TOTAL COUNT	MEASURE	MODEL S.E.	INFIT MNSQ	ZSTD	OUTFIT MNSQ	ZSTD	PTBISERL-CORR.	EXACT EXP.	MATCH OBS%	DISPLACE EXP%	ITEM
1	18170	22350	-1.5924A	.0184	.91	-9.4	.80	-9.9	.43	.33	83.0	81.8	634836
2	12898	22355	-.2906A	.0151	1.10	9.9	1.13	9.9	.30	.39	65.7	69.5	634838
3	18905	22355	-1.9687A	.0203	.97	-2.1	.91	-3.6	.40	.30	85.3	85.8	634845
4	14782	22350	-.7248A	.0157	1.00	-.5	.99	-.7	.40	.38	73.0	72.6	634847
5	16709	22350	-1.0680A	.0165	.87	-9.9	.83	-9.9	.46	.36	79.9	75.9	634849
6	9902	22350	.1809A	.0149	1.15	9.9	1.22	9.9	.24	.39	62.1	68.4	634855
7	14251	22355	-.6597A	.0156	.96	-5.7	.92	-6.8	.45	.38	73.1	72.0	634863
8	13831	22355	-.6872A	.0156	1.05	6.9	1.04	3.0	.41	.38	70.1	72.3	634871
9	17132	22355	-1.2578A	.0171	.96	-5.0	.95	-2.9	.39	.35	79.2	78.0	634878
10	17147	22350	-1.4608A	.0178	1.00	-.2	.92	-4.3	.44	.34	79.4	80.3	634880
11	13166	22355	-.2488A	.0151	1.06	9.9	1.05	5.8	.32	.39	65.9	69.3	634886
12	14911	22355	-.8523A	.0160	1.25	9.9	1.51	9.9	.18	.37	66.8	73.8	634900
13	14688	22350	-.6897A	.0156	1.13	9.9	1.19	9.9	.27	.38	67.7	72.3	634909
14	15873	22355	-.7650A	.0158	.89	-9.9	.83	-9.9	.45	.38	76.9	72.9	634926
15	12052	22350	-.2964A	.0151	1.06	9.2	1.05	5.7	.37	.39	66.6	69.5	634933
16	14084	22355	-.5461A	.0154	1.07	9.9	1.07	6.3	.33	.39	67.8	71.1	634944
17	11127	22350	.0926A	.0149	1.06	9.9	1.08	9.1	.32	.39	66.0	68.4	634945
18	14680	22350	-.5740A	.0154	.98	-3.2	.96	-3.7	.39	.38	72.0	71.3	634949
19	15419	22350	-.2199A	.0150	.92	-9.9	.89	-9.9	.42	.39	72.4	69.2	634965
20	16149	22355	-.8518A	.0160	1.01	1.2	1.04	2.9	.32	.37	74.4	73.8	634968
21	17470	22355	-1.4345A	.0177	.90	-9.9	.76	-9.9	.48	.34	80.9	80.0	647389
22	12340	22350	.0804A	.0149	.98	-2.9	.99	-.8	.40	.39	69.7	68.5	647393
23	11643	22355	.0756A	.0149	1.05	8.7	1.07	7.6	.34	.39	66.0	68.5	647396
24	17327	22355	-1.1647A	.0168	.89	-9.9	.84	-9.9	.41	.36	80.0	77.0	647401
25	13727	22355	-.3740A	.0152	.99	-1.2	1.00	.1	.39	.39	70.4	70.0	647414
26	16986	22355	-.9771A	.0163	.84	-9.9	.75	-9.9	.45	.37	79.6	75.0	647419
27	15469	22355	-.7562A	.0158	1.02	2.3	1.01	.8	.34	.38	72.1	72.9	647428
28	15790	22350	-.9130A	.0161	1.09	9.9	1.10	7.1	.28	.37	71.2	74.4	647433
29	17205	22350	-1.3800A	.0175	1.10	9.9	1.20	9.9	.28	.35	77.5	79.4	661221
30	17552	22355	-1.5580A	.0182	1.05	5.1	1.02	.9	.37	.33	79.9	81.4	661224
31	11203	22350	.4890A	.0150	.97	-4.6	.98	-2.1	.45	.38	70.7	69.2	661225
32	18952	22350	-2.2269A	.0219	1.17	9.9	1.15	4.9	.38	.28	85.0	88.3	661229
33	16819	22355	-1.1804A	.0168	.97	-3.7	.99	-.6	.39	.36	78.0	77.1	661230
34	17435	22350	-1.4447A	.0178	.92	-8.4	.79	-9.9	.47	.34	80.4	80.1	661232
35	13486	22350	-.4380A	.0152	1.20	9.9	1.31	9.9	.21	.39	62.2	70.4	661234
36	16501	22355	-.7738A	.0158	.99	-1.4	.98	-1.8	.29	.38	73.1	73.0	661241
37	13751	22350	-.4338A	.0152	.94	-9.4	.89	-9.9	.44	.39	72.1	70.3	661242
38	12412	22355	-.0467A	.0149	1.05	8.4	1.07	7.7	.33	.39	67.2	68.6	661245
39	19121	22350	-1.9751A	.0203	.95	-4.1	.85	-6.1	.37	.30	85.9	85.8	661247
40	12537	22350	-.1701A	.0150	1.08	9.9	1.13	9.9	.32	.39	66.4	69.0	661254
41	19602	22355	-2.1462A	.0214	.96	-2.7	.94	-2.4	.31	.29	88.0	87.5	661256
42	17830	22350	-1.7675A	.0192	1.09	7.8	.98	-.9	.41	.32	80.9	83.7	661258
43	16960	22355	-1.2915A	.0172	.95	-5.6	.85	-9.6	.44	.35	78.3	78.4	661260
44	15755	22350	-.7670A	.0158	.90	-9.9	.86	-9.9	.44	.38	76.3	73.0	661263
45	16561	22350	-.9942A	.0163	.88	-9.9	.79	-9.9	.45	.37	78.2	75.2	661264
46	15930	22355	-1.0612A	.0165	1.19	9.9	1.30	9.9	.22	.36	70.5	75.9	661265
47	17219	22350	-1.4323A	.0177	.96	-3.8	.89	-6.5	.45	.34	79.9	80.0	661272
48	14795	22355	-.6952A	.0156	.98	-2.7	.94	-5.3	.41	.38	72.4	72.3	661274
49	20133	22355	-2.6133A	.0249	1.01	.8	.71	-9.3	.41	.25	90.1	91.4	661276
50	16816	22350	-1.0897A	.0166	1.07	8.9	1.11	7.1	.25	.36	74.1	76.2	663133
51	3722	4570	-1.5171	.0408	.92	-3.5	.85	-3.6	.41	.32	83.1	82.0	690169

Nebraska State Accountability 2014 Technical Report

ENTRY	TOTAL	TOTAL		MODEL	INFIT	OUTFIT	PTBISERL-EX	EXACT	MATCH						
NUMBER	SCORE	COUNT	MEASURE	S.E.	MNSQ	ZSTD	MNSQ	ZSTD	CORR.	EXP.	OBS%	EXP%	DISPLACE	ITEM	
52	2874	3927	-.9719	.0393	.91	-4.7	.82	-5.5	.45	.36	77.7	75.8	.0007	690170	
53	3490	4074	-1.8664	.0476	.84	-5.7	.64	-7.1	.50	.31	86.6	85.8	.0007	690171	
54	3233	5619	-.4579	.0301	1.05	4.2	1.08	4.0	.36	.41	67.7	69.8	.0005	690172	
55	2014	4482	.4738	.0332	1.00	.2	1.01	.7	.36	.37	68.6	68.4	.0006	690173	
56	4072	4423	-2.6179	.0579	1.02	.4	1.05	.6	.21	.24	92.1	92.1	.0008	690174	
57	1746	5617	.9396	.0322	1.08	5.4	1.24	9.3	.28	.38	73.6	74.6	.0006	690175	
58	3551	4199	-1.7846	.0455	1.07	2.3	1.17	3.0	.23	.31	84.3	84.8	.0007	690176	
59	4959	6022	-1.9056	.0364	.93	-3.3	.84	-3.8	.40	.33	83.2	82.7	.0005	690177	
60	1989	4587	.5598	.0330	1.13	9.9	1.23	9.9	.23	.37	64.6	68.7	.0006	690178	
61	5035	5628	-2.6206	.0457	.99	-.2	1.18	2.8	.26	.27	89.5	89.5	.0006	690179	
62	3452	3921	-2.1157	.0519	.93	-2.0	.84	-2.5	.36	.27	88.2	88.1	.0007	690180	
63	2407	4156	-.1661	.0346	1.13	9.3	1.17	8.0	.24	.37	63.0	68.6	.0007	690181	
64	2983	3827	-1.2885	.0421	.87	-6.1	.73	-7.2	.49	.34	80.8	79.2	.0007	690182	
65	2570	4397	-.1995	.0338	.94	-4.9	.91	-4.6	.44	.38	72.2	68.8	.0006	690183	
66	4658	5562	-2.0422	.0390	.86	-6.3	.67	-7.9	.48	.32	84.6	84.0	.0005	690184	
67	3370	4224	-1.3938	.0412	.93	-3.4	.81	-4.6	.42	.33	81.1	80.6	.0007	690185	
68	3148	3720	-1.7893	.0485	1.02	.7	1.18	3.0	.28	.31	84.4	84.8	.0007	690186	
69	2637	5873	.1984	.0295	1.13	9.9	1.20	9.9	.28	.41	65.4	69.8	.0006	690187	
70	2298	3591	-.4960	.0382	.97	-2.2	.91	-3.7	.40	.37	71.8	70.7	.0006	690188	
71	4133	5491	-1.4424	.0342	.89	-6.6	.78	-6.9	.47	.37	79.8	77.2	.0005	690189	
72	3334	4255	-1.3348	.0402	.89	-5.3	.79	-5.6	.46	.34	81.3	79.5	.0007	690190	
73	4564	5515	-1.9730	.0383	.85	-7.1	.67	-7.9	.48	.33	84.4	83.1	.0005	690191	
74	3518	4160	-1.7502	.0457	.99	-.2	1.03	.5	.31	.31	84.9	84.8	.0007	690192	
75	4175	4327	-3.5408	.0846	.92	-1.1	.53	-4.7	.30	.17	96.5	96.5	.0009	690193	
76	3099	4168	-1.0436	.0385	1.11	5.6	1.21	5.8	.23	.35	74.2	76.4	.0007	690194	
77	4101	4321	-3.1106	.0712	.93	-1.2	.66	-3.7	.30	.19	94.9	94.9	.0008	690195	
78	2795	4346	-.5062	.0348	1.14	9.7	1.19	7.5	.22	.37	65.4	70.9	.0006	690196	
79	4226	4541	-2.7677	.0606	.88	-2.6	.61	-5.3	.38	.23	93.1	93.0	.0008	690197	
80	3854	4038	-3.2713	.0775	.94	-1.0	.76	-2.3	.28	.19	95.4	95.4	.0009	690198	
81	3361	4059	-1.6412	.0445	1.04	1.4	.98	-.3	.28	.31	82.8	83.3	.0007	690199	
82	3432	4491	-1.1716	.0380	1.02	.9	1.08	2.1	.32	.34	78.2	78.0	.0007	690200	
83	4155	4482	-2.7026	.0597	.91	-1.9	.70	-4.0	.34	.23	92.8	92.7	.0008	690201	
84	3209	3954	-1.5270	.0437	.92	-3.2	.80	-4.5	.42	.33	82.3	81.8	.0007	690202	
85	4303	4701	-2.5364	.0546	1.00	-.1	1.04	.6	.24	.24	91.5	91.5	.0008	690204	
86	3781	3920	-3.5169	.0885	.95	-.7	.62	-3.4	.26	.17	96.5	96.5	.0009	690205	
87	1399	4118	1.0504	.0362	1.23	9.9	1.45	9.9	.10	.35	66.0	72.0	.0006	690206	
88	1260	4017	1.1764	.0375	1.08	4.7	1.17	6.0	.26	.35	71.6	73.5	.0006	690207	
89	2601	4475	-.1758	.0334	1.05	3.5	1.03	1.3	.32	.38	65.9	68.8	.0006	690208	
90	2622	5406	-.0051	.0305	1.06	5.1	1.09	5.0	.34	.41	67.2	69.3	.0005	690209	
91	2061	4169	.2744	.0344	.96	-3.5	.96	-2.1	.41	.38	70.6	68.1	.0006	690210	
92	3689	3721	-4.9963	.1786	.99	.0	.66	-1.9	.12	.09	99.1	99.1	.0013	690211	
93	1770	3730	.3751	.0362	1.33	9.9	1.49	9.9	.04	.37	53.8	67.7	.0007	690212	
94	3787	5491	-1.0670	.0322	1.29	9.9	1.55	9.9	.10	.38	64.8	73.5	.0005	690213	
95	2398	4108	-.1721	.0350	.98	-1.8	.95	-2.6	.39	.38	69.8	69.0	.0006	690214	
96	2067	4340	.3717	.0337	1.17	9.9	1.22	9.9	.21	.38	61.2	68.2	.0006	690215	
97	3584	4350	-1.6023	.0426	.95	-1.9	.89	-2.5	.37	.31	83.6	82.8	.0007	690216	
98	3785	4125	-2.5508	.0588	1.02	.5	1.12	1.5	.19	.23	91.7	91.7	.0007	690217	
99	3593	4164	-1.9513	.0478	.89	-3.6	.76	-4.5	.42	.29	87.2	86.4	.0007	690218	
100	3036	4123	-1.0049	.0385	.98	-1.3	.94	-1.9	.38	.36	76.7	76.0	.0006	690220	
MEAN	9371.0	13412	-1.1012	.0316	1.01	.6	.98	-.2			76.9	77.7			
S.D.	6390.1	8952.0	1.0689	.0222	.10	6.5	.20	6.5			9.4	8.2			

Nebraska State Accountability 2014 Technical Report

Grade 8 Science

ENTRY	TOTAL	TOTAL		MODEL	INFIT	OUTFIT	PTBISERL-EX	EXACT	MATCH					
NUMBER	SCORE	COUNT	MEASURE	S.E.	MNSQ	ZSTD	MNSQ	ZSTD	CORR.	EXP.	OBS%	EXP%	DISPLACE	ITEM
1	14603	21785	-.6189A	.0157	.99	-1.0	1.00	-.3	.38	.39	72.1	71.7	-.1090	635011
2	10645	21786	.0824A	.0151	.98	-4.4	.97	-3.9	.42	.40	70.0	68.7	.1231	635020
3	16745	21785	-1.3892A	.0177	1.00	.0	.99	-.4	.39	.35	79.5	79.2	.0761	635022
4	15144	21786	-1.0655A	.0167	1.31	9.9	1.51	9.9	.15	.37	67.0	75.7	.2037	635030
5	14435	21785	-.6437A	.0157	1.11	9.9	1.18	9.9	.28	.39	68.3	71.9	-.0409	635031
6	9136	21785	.7761A	.0156	1.04	5.9	1.09	8.7	.39	.39	70.0	71.1	-.2185	635034
7	14876	21786	-.6314A	.0157	1.05	7.2	1.02	2.0	.31	.39	69.2	71.8	-.1669	635037
8	15722	21785	-1.0116A	.0165	.91	-9.9	.86	-9.8	.46	.38	77.7	75.2	-.0086	635043
9	14261	21786	-.7084A	.0159	1.04	5.2	1.04	3.3	.37	.39	71.0	72.4	.0688	635053
10	17543	21785	-1.6302A	.0187	.98	-1.8	.88	-5.9	.39	.33	81.7	81.9	.0607	635058
11	14638	21786	-.7929A	.0160	.96	-5.9	.93	-5.9	.45	.39	74.3	73.1	.0589	635059
12	16456	21785	-1.1227A	.0168	.88	-9.9	.77	-9.9	.46	.37	79.3	76.3	-.1083	635063
13	18953	21786	-2.2158A	.0220	1.03	2.0	1.12	4.2	.31	.28	87.3	88.0	.0985	635066
14	14439	21785	-.4777A	.0155	1.00	-.3	1.00	.3	.36	.40	70.9	70.8	-.2102	635069
15	14688	21785	-.8785A	.0162	1.02	3.4	1.05	3.4	.40	.38	73.2	73.9	.1327	635075
16	15615	21785	-.7540A	.0159	1.01	1.9	.99	-1.1	.31	.39	71.7	72.8	-.2419	635079
17	15167	21786	-.6745A	.0158	.88	-9.9	.82	-9.9	.46	.39	75.8	72.2	-.2002	635086
18	19988	21785	-2.5291A	.0243	.85	-9.4	.70	-9.9	.31	.26	91.8	90.6	-.1572	635095
19	16340	21786	-1.2000A	.0171	.92	-9.9	.87	-8.2	.46	.36	78.8	77.1	.0060	635096
20	16675	21785	-1.1865A	.0170	.87	-9.9	.81	-9.9	.45	.37	80.4	77.0	-.1099	635102
21	13118	21786	-.5853A	.0157	1.04	5.6	1.00	.0	.41	.39	69.3	71.5	.2226	635110
22	14963	21786	-.8303A	.0161	.98	-3.4	.94	-4.7	.41	.39	74.1	73.5	.0125	635111
23	9766	21786	.1088A	.0151	1.14	9.9	1.18	9.9	.28	.40	62.5	68.7	.2980	635115
24	15449	21785	-.8216A	.0161	.90	-9.9	.83	-9.9	.45	.39	76.2	73.4	-.1269	635116
25	14795	21786	-.9406A	.0164	1.00	-.2	.99	-.9	.44	.38	74.6	74.5	.1683	635123
26	9830	21786	.2264A	.0151	1.14	9.9	1.20	9.9	.26	.40	63.1	68.8	.1657	635125
27	19270	21785	-2.4126A	.0234	.95	-2.9	.65	-9.9	.45	.27	88.6	89.7	.1447	635126
28	10198	21786	.2914A	.0151	.97	-5.4	.97	-4.0	.42	.40	70.3	68.9	.0167	635128
29	14929	21785	-.9418A	.0164	.99	-.8	.98	-1.5	.43	.38	74.4	74.5	.1345	635132
30	14003	21785	-.7481A	.0159	1.05	7.4	1.08	6.0	.39	.39	70.0	72.8	.1729	635134
31	11281	21786	-.1923A	.0152	1.21	9.9	1.29	9.9	.24	.40	60.6	69.3	.2531	635144
32	15051	21785	-.7603A	.0160	.88	-9.9	.84	-9.9	.49	.39	77.4	72.9	-.0822	635156
33	16950	21786	-1.3224A	.0175	.88	-9.9	.81	-9.9	.45	.36	81.0	78.4	-.0569	635159
34	15538	21786	-.8875A	.0162	1.08	9.9	1.14	9.7	.27	.38	71.7	74.0	-.0839	635233
35	14694	21785	-.7754A	.0160	.93	-9.9	.88	-9.9	.47	.39	75.4	73.0	.0265	647102
36	12129	21785	-.0619A	.0152	.90	-9.9	.88	-9.9	.49	.40	74.0	68.9	-.0725	647106
37	17401	21786	-1.4152A	.0178	1.00	.4	1.10	5.2	.28	.35	80.4	79.5	-.1111	647146
38	17311	21786	-1.5259A	.0182	.94	-6.2	.87	-7.1	.43	.34	81.2	80.7	.0335	647159
39	14537	21785	-.6440A	.0157	1.02	3.5	1.02	1.8	.35	.39	70.9	71.9	-.0666	661278
40	12106	21786	-.0646A	.0152	.95	-8.5	.93	-8.1	.44	.40	71.3	68.9	-.0643	661279
41	6934	21785	.9656A	.0159	.96	-6.0	.98	-1.5	.37	.38	74.3	72.6	.1275	661284
42	14650	21786	-.6148A	.0157	1.09	9.9	1.15	9.9	.28	.39	68.8	71.7	-.1250	661287
43	12781	21786	-.3081A	.0153	1.07	9.9	1.08	8.0	.34	.40	66.6	69.8	.0229	661291
44	19233	21786	-2.1622A	.0216	.83	-9.9	.65	-9.9	.42	.29	88.6	87.5	-.0936	661293
45	13793	21786	-.5932A	.0157	.92	-9.9	.89	-9.9	.49	.39	74.9	71.5	.0681	661294
46	16318	21786	-1.2386A	.0172	.91	-9.9	.79	-9.9	.49	.36	78.5	77.5	.0521	661296
47	19315	21785	-2.2725A	.0224	.92	-5.6	.72	-9.9	.37	.28	88.8	88.5	-.0225	661297
48	15908	21786	-.9420A	.0164	.90	-9.9	.84	-9.9	.44	.38	77.8	74.5	-.1321	661300
49	14791	21785	-.6501A	.0158	.92	-9.9	.87	-9.9	.44	.39	74.2	72.0	-.1259	661302
50	14507	21786	-.7002A	.0158	.92	-9.9	.87	-9.9	.47	.39	75.2	72.4	-.0017	661305
51	13162	21785	-.5073A	.0155	1.07	9.9	1.10	9.2	.36	.40	68.8	70.9	.1333	661306
52	11740	21785	.0275A	.0151	1.05	8.6	1.06	6.7	.34	.40	66.7	68.8	-.0723	661314
53	15819	21786	-1.0272A	.0166	.93	-8.8	.87	-8.9	.44	.37	77.0	75.3	-.0197	661316
54	9901	21786	.3636A	.0152	1.07	9.9	1.14	9.9	.34	.40	67.0	69.0	.0128	661317
55	18833	21785	-1.9760A	.0205	.93	-5.4	.96	-1.6	.31	.31	86.9	85.6	-.0939	661318
56	14623	21785	-.8082A	.0161	1.03	4.6	1.03	2.7	.38	.39	71.8	73.3	.0780	661321
57	16893	21785	-1.2583A	.0173	.88	-9.9	.75	-9.9	.45	.36	79.7	77.7	-.1048	661323
58	16784	21786	-1.3206A	.0175	1.01	.9	.99	-.4	.35	.36	78.3	78.4	-.0060	661325
59	12320	21785	-.0562A	.0151	1.05	7.9	1.04	4.1	.35	.40	66.6	68.9	-.1224	663231

Nebraska State Accountability 2014 Technical Report

ENTRY	TOTAL	TOTAL		MODEL	INFIT	OUTFIT	PTBISERL-EX	EXACT	MATCH						
NUMBER	SCORE	COUNT	MEASURE	S.E.	MNSQ	ZSTD	MNSQ	ZSTD	CORR.	EXP.	OBS%	EXP%	DISPLACE	ITEM	
60	11610	21785	-.0110A	.0151	1.19	9.9	1.26	9.9	.22	.40	61.0	68.8	-.0040	663233	
61	3024	3689	-1.5985	.0458	1.09	3.5	1.30	5.5	.20	.32	82.3	82.3	-.0001	690221	
62	3311	4116	-1.5148	.0421	.94	-2.8	.87	-2.9	.39	.32	82.2	81.0	-.0001	690222	
63	1854	3888	.2989	.0357	1.07	5.5	1.11	5.3	.31	.39	65.6	68.4	.0002	690223	
64	4117	4687	-2.1410	.0470	1.00	.1	1.06	.9	.27	.28	87.9	87.9	-.0001	690224	
65	1922	4133	.3874	.0347	1.03	2.4	1.06	3.0	.35	.39	67.6	68.6	.0002	690225	
66	3400	3727	-2.5314	.0603	.92	-1.9	.82	-2.2	.35	.25	91.3	91.2	.0000	690226	
67	1458	4112	.9579	.0361	1.01	.5	1.03	1.3	.36	.37	71.9	71.8	.0004	690227	
68	1200	4196	1.3387	.0377	1.26	9.9	1.56	9.9	.09	.35	69.9	75.5	.0004	690228	
69	3703	5357	-1.0445	.0328	.98	-1.4	.99	-.3	.42	.40	75.0	74.0	-.0003	690229	
70	2474	3867	-.4861	.0370	1.01	.6	.99	-.4	.38	.39	71.0	71.2	.0000	690230	
71	3251	3925	-1.6850	.0453	1.01	.2	.91	-1.8	.32	.32	83.2	83.1	-.0001	690231	
72	2314	4146	-.0864	.0346	1.14	9.9	1.18	8.2	.25	.39	62.7	68.5	.0001	690232	
73	782	4156	1.9998	.0433	1.11	4.2	1.51	9.9	.19	.31	81.6	82.6	.0004	690233	
74	3033	4559	-.6463	.0345	.94	-3.9	.90	-3.8	.44	.38	74.0	72.1	-.0001	690234	
75	2966	4165	-.9235	.0373	.99	-.7	.96	-1.2	.37	.36	74.8	74.2	-.0001	690235	
76	2249	4078	-.0393	.0349	1.19	9.9	1.25	9.9	.22	.40	60.5	68.8	.0001	690236	
77	1318	4393	1.2809	.0363	1.06	3.5	1.21	7.2	.28	.36	73.9	74.5	.0004	690237	
78	2478	4078	-.3188	.0355	.98	-1.4	.93	-3.1	.41	.39	69.8	70.1	.0000	690238	
79	4177	5259	-1.6948	.0371	.98	-.9	.97	-.7	.37	.36	81.0	80.4	-.0004	690239	
80	1351	5019	1.2097	.0355	1.07	3.9	1.24	7.2	.31	.38	76.0	77.1	.0003	690240	
81	887	4456	1.8981	.0411	.99	-.5	1.42	9.3	.25	.32	83.1	81.9	.0004	690241	
82	2497	5199	.0697	.0313	.97	-2.0	.97	-1.4	.44	.43	71.1	69.7	.0000	690242	
83	3211	4682	-.7174	.0345	1.11	7.0	1.16	5.6	.26	.37	68.9	73.1	.0000	690243	
84	2205	4001	-.0480	.0352	1.17	9.9	1.24	9.9	.22	.39	61.2	68.5	.0001	690244	
85	3176	3799	-1.7456	.0467	.94	-2.3	.80	-3.8	.39	.31	84.3	83.8	-.0001	690245	
86	3579	5084	-1.1462	.0340	.96	-2.3	.91	-3.1	.44	.40	75.1	74.6	-.0003	690246	
87	2904	4057	-.9328	.0380	1.17	9.5	1.39	9.9	.18	.37	70.8	74.7	-.0001	690247	
88	2575	5092	-.0805	.0315	1.01	1.2	1.03	1.4	.41	.42	69.0	69.6	-.0001	690248	
89	2984	5291	-.3740	.0311	.99	-1.0	.96	-1.7	.44	.42	70.8	70.1	-.0001	690249	
90	3347	3960	-1.8052	.0466	.94	-2.3	.78	-4.1	.38	.30	85.1	84.6	-.0001	690250	
91	2820	4571	-.3816	.0337	1.05	4.0	1.05	2.3	.34	.39	68.0	70.3	.0000	690251	
92	1942	3676	.0915	.0366	1.08	5.4	1.10	4.7	.32	.39	65.4	68.3	.0001	690252	
93	2428	4105	-.2384	.0350	1.18	9.9	1.27	9.9	.20	.39	61.6	69.3	.0001	690253	
94	1654	4138	.7178	.0353	1.03	2.0	1.06	2.8	.35	.39	69.8	70.2	.0003	690254	
95	4172	5141	-1.8338	.0386	.83	-8.5	.65	-8.6	.52	.35	83.5	81.7	-.0003	690255	
96	209	3941	3.5608	.0739	1.21	3.3	1.30	9.9	-.13	.18	94.6	94.7	-.0004	690257	
97	3648	4054	-2.3619	.0547	.87	-3.5	.62	-6.1	.42	.26	90.1	90.0	.0000	690258	
98	3528	3998	-2.1589	.0517	.93	-1.9	.92	-1.3	.34	.28	88.6	88.3	-.0001	690259	
99	2749	4175	-.6051	.0361	.84	-9.9	.76	-9.4	.55	.40	77.7	72.1	.0000	690260	
100	3765	4490	-1.7614	.0432	.98	-.6	.96	-.8	.32	.31	84.1	84.0	-.0001	690261	
101	4121	5224	-1.6666	.0369	.87	-7.0	.75	-6.8	.49	.36	82.2	79.9	-.0003	690262	
102	3229	4074	-1.4051	.0417	.88	-5.4	.73	-6.8	.48	.34	81.2	80.2	-.0001	690263	
103	3555	4152	-1.9094	.0469	.95	-1.7	.83	-3.1	.36	.30	85.9	85.7	-.0001	690264	
104	3172	4056	-1.3087	.0410	1.02	1.0	1.10	2.4	.31	.34	79.7	79.3	-.0001	690265	
105	2645	4519	-.2076	.0334	1.08	6.3	1.11	5.2	.31	.39	65.9	69.2	.0001	690267	
106	2853	4197	-.7444	.0362	1.00	-.2	1.01	.4	.38	.37	73.3	72.6	-.0001	690268	
107	778	4466	2.0775	.0427	1.04	1.7	1.26	5.4	.24	.30	83.1	83.6	.0005	690269	
108	3463	5079	-1.0076	.0334	.90	-7.1	.83	-6.2	.50	.40	77.0	73.5	-.0003	690270	
109	1864	4581	.6481	.0333	1.09	6.3	1.14	6.8	.30	.38	66.7	69.6	.0003	690271	
110	1277	4047	1.1480	.0374	.99	-.6	1.02	.6	.37	.37	75.0	73.8	.0004	690272	
MEAN	9190.2	13863	-.6321	.0271	1.00	-.2	1.03	-.2			75.1	75.5			
S.D.	6348.6	8684.0	1.0500	.0126	.10	6.6	.33	6.8			7.7	6.4			

Nebraska State Accountability 2014 Technical Report

Grade 11 Science

ENTRY	TOTAL	TOTAL		MODEL	INFIT	OUTFIT	PTBISERL	EX	EXACT	MATCH				
NUMBER	SCORE	COUNT	MEASURE	S.E.	MNSQ	ZSTD	MNSQ	ZSTD	CORR.	EXP.	OBS%	EXP%	DISPLACE	ITEM
1	11999	20931	-.5041A	.0157	1.08	9.9	1.09	8.4	.37	.37	67.2	70.2	.2985	635172
2	12844	20931	-.3861A	.0155	.96	-6.7	.95	-5.2	.41	.37	71.6	69.3	-.0222	635180
3	14694	20951	-.8407A	.0163	1.05	7.3	1.03	2.5	.29	.36	71.0	73.3	-.0347	635187
4	14045	20951	-.6264A	.0159	1.04	5.4	1.06	5.4	.31	.37	70.0	71.2	-.0789	635189
5	12388	20931	-.3517A	.0155	.91	-9.9	.88	-9.9	.48	.37	73.4	69.1	.0531	635192
6	14863	20951	-.8982A	.0165	1.11	9.9	1.23	9.9	.23	.36	71.1	73.9	-.0229	635211
7	14904	20931	-.8275A	.0163	1.12	9.9	1.18	9.9	.19	.36	70.2	73.2	-.1094	635216
8	13094	20931	-.4714A	.0156	1.05	7.7	1.09	8.7	.32	.37	68.4	70.0	.0024	635218
9	12026	20951	-.3012A	.0154	1.07	9.9	1.06	6.3	.32	.38	64.8	68.8	.0903	635237
10	15648	20951	-1.0945A	.0170	.95	-6.0	.88	-8.7	.38	.35	77.0	76.1	-.0496	635241
11	13639	20951	-.4916A	.0157	1.02	3.3	.98	-2.3	.32	.37	67.4	70.1	-.1108	635247
12	11451	20951	-.2343A	.0154	1.19	9.9	1.26	9.9	.20	.38	59.9	68.4	.1578	635257
13	11514	20931	-.3760A	.0155	1.03	4.3	1.01	1.6	.40	.37	67.6	69.3	.2834	635259
14	14076	20951	-.7183A	.0161	1.01	.9	1.04	3.1	.36	.36	72.3	72.1	.0060	635271
15	16786	20931	-1.6115A	.0190	.97	-2.7	.87	-6.7	.42	.31	81.6	82.0	.1053	635278
16	10043	20931	-.2981A	.0152	.94	-9.9	.93	-8.4	.43	.37	70.8	67.6	-.0502	635280
17	11188	20951	-.1246A	.0153	1.08	9.9	1.12	9.9	.31	.38	64.1	68.0	.1089	635285
18	17109	20951	-1.4190A	.0182	.78	-9.9	.64	-9.9	.48	.33	83.8	79.8	-.2044	635287
19	14381	20931	-.9971A	.0167	1.07	8.8	1.09	6.1	.36	.35	72.5	75.0	.2051	635493
20	13548	20951	-.3446A	.0155	.87	-9.9	.85	-9.9	.47	.37	75.1	69.1	-.2358	635498
21	16746	20951	-1.4715A	.0184	.88	-9.9	.79	-9.9	.45	.32	82.0	80.4	-.0190	635499
22	17139	20931	-1.3439A	.0179	.79	-9.9	.71	-9.9	.43	.33	84.3	78.9	-.2987	635501
23	15662	20951	-1.2431A	.0175	.95	-6.1	.88	-7.6	.45	.34	78.2	77.8	.0976	635502
24	13903	20931	-.5605A	.0158	1.00	.3	.99	-1.3	.34	.37	70.3	70.7	-.1114	635506
25	13841	20951	-.8678A	.0164	1.23	9.9	1.38	9.9	.19	.36	66.7	73.6	.2178	635516
26	12697	20931	-.3644A	.0155	1.01	1.4	.99	-.5	.36	.37	68.2	69.2	-.0084	635520
27	8468	20931	.4930A	.0153	.95	-9.3	.99	-1.5	.38	.37	72.0	68.3	.1227	635525
28	14429	20951	-.8363A	.0163	.98	-3.4	.95	-3.9	.40	.36	73.6	73.2	.0325	635528
29	15073	20931	-1.0514A	.0169	.91	-9.9	.79	-9.9	.49	.35	76.9	75.6	.0706	635544
30	15851	20951	-1.3844A	.0180	1.06	5.8	1.09	5.0	.37	.33	78.0	79.4	.1840	635552
31	13093	20931	-.4946A	.0157	.93	-9.9	.89	-9.9	.45	.37	72.2	70.1	.0260	635558
32	7282	20931	.7378A	.0156	1.05	7.2	1.11	9.9	.27	.36	68.8	69.8	.1680	635566
33	15134	20931	-.9818A	.0167	.84	-9.9	.73	-9.9	.53	.35	78.6	74.8	-.0174	636026
34	19056	20951	-1.7926A	.0199	.63	-9.9	.63	-9.9	.32	.30	91.5	84.1	-.7644	636039
35	14634	20931	-.7527A	.0161	.95	-7.8	.91	-8.3	.39	.36	73.6	72.4	-.1107	636041
36	16560	20951	-1.2686A	.0176	.93	-8.2	.92	-5.2	.34	.34	80.3	78.1	-.1629	636044
37	13284	20931	-.6570A	.0159	1.02	2.6	.98	-1.4	.39	.37	69.6	71.5	.1426	647169
38	15935	20951	-1.4017A	.0181	.96	-3.8	.90	-5.8	.47	.33	79.6	79.6	.1758	647171
39	10158	20951	.2081A	.0152	.97	-5.8	.96	-5.2	.40	.38	68.9	67.5	.0143	647179
40	15795	20931	-1.2623A	.0176	.95	-5.9	.92	-5.2	.43	.34	79.1	78.0	.0731	647182
41	14988	20951	-.7358A	.0161	.83	-9.9	.76	-9.9	.48	.36	78.5	72.2	-.2229	647183
42	18980	20951	-2.4042A	.0241	.81	-9.9	.54	-9.9	.43	.25	90.7	90.0	-.0731	647194
43	11728	20931	-.2718A	.0154	1.12	9.9	1.14	9.9	.27	.38	62.0	68.6	.1288	647196
44	12833	20931	-.4500A	.0156	1.12	9.9	1.14	9.9	.25	.37	63.8	69.8	.0447	647201
45	18336	20951	-2.0345A	.0214	.86	-9.9	.70	-9.9	.38	.28	87.8	86.6	-.0957	647207
46	17783	20931	-1.7842A	.0199	.82	-9.9	.64	-9.9	.45	.30	85.8	84.0	-.1046	647221
47	16797	20951	-1.4405A	.0183	.93	-7.4	.92	-4.4	.37	.33	81.7	80.1	-.0687	661329
48	18359	20931	-2.3866A	.0239	1.03	2.0	.75	-9.1	.45	.25	87.8	89.9	.2454	661331
49	10883	20931	.1513A	.0152	1.01	2.5	1.02	2.7	.36	.38	67.3	67.4	-.0976	661333
50	15783	20951	-1.1259A	.0171	1.00	.5	1.15	9.8	.31	.34	77.4	76.4	-.0585	661334
51	12700	20951	-.2972A	.0154	1.00	.0	1.01	.8	.36	.38	69.1	68.8	-.0744	661339
52	11820	20951	-.1547A	.0153	1.07	9.9	1.08	9.1	.30	.38	64.5	68.1	-.0081	661349
53	16935	20931	-1.4434A	.0183	.78	-9.9	.65	-9.9	.51	.33	84.2	80.1	-.1202	661351
54	13799	20931	-.6629A	.0160	1.02	3.6	1.07	6.0	.34	.37	71.2	71.6	.0188	661354
55	8524	20931	.6426A	.0155	.93	-9.9	.95	-5.3	.43	.37	72.9	69.1	-.0385	661355
56	11972	20931	-.1560A	.0153	.91	-9.9	.88	-9.9	.46	.38	71.7	68.1	-.0445	661357
57	18561	20951	-1.9720A	.0210	.79	-9.9	.67	-9.9	.35	.29	88.9	86.0	-.2776	661359
58	11565	20951	-.1015A	.0153	1.04	7.6	1.04	4.9	.33	.38	65.5	67.9	-.0017	661363
59	9215	20931	.4749A	.0153	1.05	9.4	1.12	9.9	.30	.37	67.4	68.2	-.0343	661370
60	12929	20951	-.3824A	.0155	1.11	9.9	1.21	9.9	.25	.37	66.2	69.3	-.0444	661375
61	3259	3729	-2.0882	.0520	.86	-4.4	.64	-6.7	.46	.28	87.6	87.5	.0000	690273
62	1814	3938	.3599	.0351	1.11	8.3	1.16	8.4	.25	.37	63.1	67.4	.0003	690274
63	1961	3869	.1381	.0352	1.20	9.9	1.26	9.9	.16	.37	58.1	67.1	.0002	690275
64	2828	4588	-.5432	.0335	.84	-9.9	.78	-9.9	.55	.39	77.3	70.1	.0000	690278
65	3224	4529	-.9251	.0356	.98	-1.0	1.02	.6	.37	.35	75.9	74.2	.0000	690279
66	1558	3551	.4733	.0371	1.00	-.1	1.03	1.4	.34	.37	68.8	68.0	.0003	690280
67	2591	4656	-.2284	.0326	1.10	8.0	1.09	5.1	.28	.39	63.0	68.4	.0001	690281
68	1422	4538	.9924	.0352	1.22	9.9	1.54	9.9	.10	.37	69.9	73.5	.0004	690282

Nebraska State Accountability 2014 Technical Report

ENTRY	TOTAL	TOTAL	MEASURE	MODEL	INFIT	OUTFIT	PTBISERL-EX	EXACT	MATCH						
NUMBER	SCORE	COUNT		S.E.	MNSQ	ZSTD	MNSQ	ZSTD	CORR.	EXP.	OBS%	EXP%	DISPLACE	ITEM	
69	2338	4521	-.0404	.0330	1.32	9.9	1.39	9.9	.09	.40	51.9	68.3	.0002	690283	
70	2727	4139	-.5928	.0358	.96	-2.8	.88	-5.0	.41	.37	71.0	71.2	.0001	690284	
71	763	4111	1.9319	.0430	1.14	5.2	1.79	9.9	.08	.29	81.7	82.3	.0004	690287	
72	2962	3813	-1.2960	.0417	.98	-.7	.97	-.7	.34	.32	78.9	78.7	.0000	690288	
73	1548	3805	.6493	.0361	1.24	9.9	1.36	9.9	.10	.36	58.4	68.5	.0004	690289	
74	3862	3914	-4.5768	.1408	.94	-.4	.27	-5.9	.23	.10	98.7	98.7	.0012	690290	
75	3080	4668	-.7646	.0339	1.01	.8	1.07	2.7	.37	.38	72.4	71.8	.0000	690291	
76	2847	4667	-.5065	.0331	.98	-1.9	.93	-3.3	.41	.39	70.3	69.9	.0000	690292	
77	1680	4027	.5396	.0350	1.19	9.9	1.26	9.9	.18	.36	59.6	68.4	.0003	690293	
78	3543	4253	-1.7011	.0436	.94	-2.2	.83	-4.0	.37	.30	84.3	83.6	.0000	690295	
79	507	4099	2.4822	.0502	1.09	2.7	1.24	9.9	.02	.24	88.4	87.9	.0002	690296	
80	1812	4102	.4718	.0344	.96	-3.2	.98	-.8	.38	.36	70.7	67.6	.0003	690297	
81	2228	4473	.1653	.0328	1.16	9.9	1.21	9.9	.20	.37	59.4	67.1	.0002	690298	
82	2506	4131	-.3219	.0348	1.01	.7	.98	-.8	.36	.37	68.0	68.9	.0001	690299	
83	1147	4426	1.4401	.0372	1.18	9.0	1.53	9.9	.10	.32	74.2	76.5	.0004	690300	
84	3751	4577	-1.5942	.0410	.90	-4.3	.79	-5.4	.43	.31	83.4	82.4	.0000	690302	
85	3341	3948	-1.8212	.0466	.93	-2.5	.81	-3.8	.38	.29	85.0	84.8	.0000	690303	
86	2787	4214	-.6339	.0356	.89	-8.0	.83	-7.3	.49	.37	75.9	71.6	.0000	690304	
87	1229	4640	1.2630	.0363	1.22	9.9	1.55	9.9	.10	.34	72.1	76.3	.0004	690305	
88	2982	3639	-1.5945	.0459	.83	-6.6	.64	-8.5	.51	.31	83.4	82.4	.0000	690306	
89	2333	4076	-.1792	.0347	1.11	8.5	1.18	8.7	.25	.37	63.6	68.1	.0002	690307	
90	2404	3838	-.4473	.0366	1.08	5.1	1.09	3.6	.29	.37	67.0	70.0	.0001	690308	
91	3608	4668	-1.2680	.0376	.92	-4.0	.88	-3.7	.42	.33	79.6	78.6	.0000	690310	
92	2590	4627	-.2452	.0328	.94	-4.5	.94	-3.5	.45	.39	72.0	68.8	.0001	690312	
93	1504	3579	.5701	.0372	1.06	4.1	1.10	4.9	.30	.36	66.8	68.3	.0003	690313	
94	2362	4680	.0232	.0324	1.14	9.9	1.19	9.9	.26	.39	61.6	68.1	.0002	690314	
95	2958	3995	-1.1006	.0390	.93	-3.6	.85	-4.8	.42	.34	76.9	76.1	.0000	690315	
96	754	3930	1.8684	.0434	1.07	2.7	1.33	7.3	.19	.29	81.2	81.8	.0004	690317	
97	1181	3816	1.1402	.0381	1.09	5.1	1.21	7.2	.24	.34	70.7	73.1	.0004	690318	
98	3094	3837	-1.4817	.0436	.96	-1.7	.96	-.9	.36	.31	81.7	81.3	.0000	690319	
99	2442	4012	-.3629	.0354	1.09	6.2	1.15	7.1	.28	.37	66.2	69.1	.0001	690320	
100	1530	4141	.8354	.0352	1.09	6.3	1.22	9.4	.23	.35	68.7	70.1	.0004	690321	
101	3495	4428	-1.3685	.0395	.90	-4.8	.85	-4.1	.44	.33	80.9	79.9	.0000	690322	
102	1225	4013	1.1554	.0374	1.13	7.6	1.35	9.9	.16	.34	72.1	73.5	.0004	690323	
103	1614	4525	.7437	.0343	1.08	5.7	1.23	9.8	.26	.38	70.5	71.5	.0003	690324	
104	1213	3984	1.1866	.0375	1.34	9.9	1.73	9.9	-.02	.34	65.6	73.5	.0004	690325	
105	2156	4452	.2456	.0329	1.17	9.9	1.20	9.9	.21	.37	58.8	67.2	.0003	690326	
106	2135	4098	.0886	.0342	1.15	9.9	1.19	9.9	.21	.37	60.0	67.0	.0002	690327	
107	2814	4534	-.3995	.0335	.93	-5.2	.91	-4.6	.44	.37	72.3	69.8	.0001	690328	
108	753	4548	2.0883	.0426	1.15	5.5	1.65	9.9	.07	.27	83.3	84.1	.0003	690330	
109	2656	3993	-.6511	.0365	1.04	2.8	1.05	1.8	.32	.36	68.7	71.4	.0000	690331	
110	2928	4076	-.9214	.0377	.93	-3.8	.87	-4.5	.43	.35	75.8	74.6	.0000	690333	
MEAN	8668.3	13326	-.4723	.0272	1.01	.6	1.03	.7			73.2	74.0			
S.D.	6189.1	8344.6	1.0375	.0153	.12	7.3	.27	7.6			8.5	6.4			

Appendix N: Reading Pre- and Post-Equating Summary

The Pre- values were taken from the calibrated item and used to create the Raw-to-Scale Conversion Tables. The Post- values were taken directly from unanchored calibration runs.

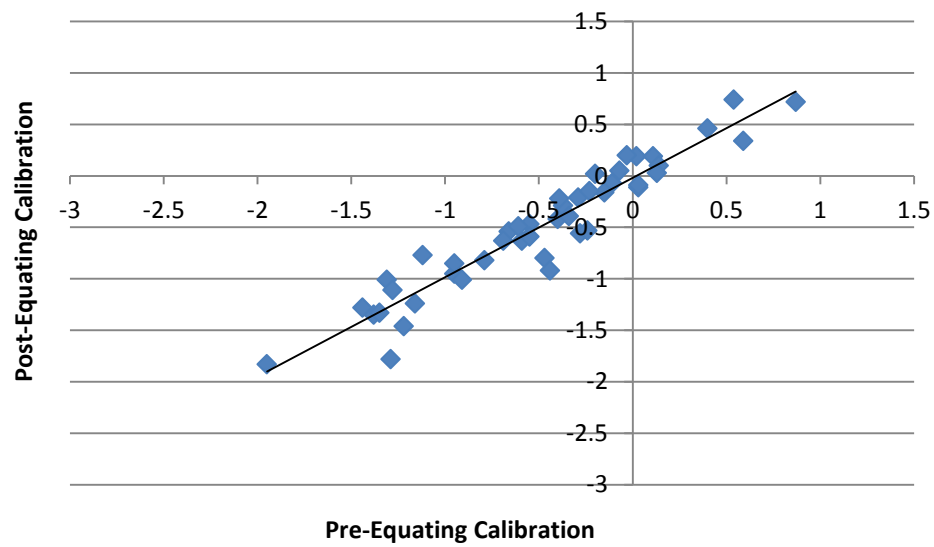
	3			4			5			6			7			8			11		
item	Pre	Post	Z	Pre	Post	Z	Pre	Post	Z	Pre	Post	Z	Pre	Post	Z	Pre	Post	Z	Pre	Post	Z
1	0.54	0.74	1.06	-1.58	-1.08	2.29	-0.55	-0.48	0.29	-0.94	-0.70	0.99	-0.28	-0.14	1.07	-1.42	-0.22	3.79	-2.58	-2.92	-1.02
2	-0.55	-0.47	0.36	-0.86	-0.51	1.62	-1.11	-0.99	0.46	-2.16	-1.94	0.91	-0.56	-0.50	0.49	-0.43	-0.29	0.36	0.01	0.40	1.64
3	-0.40	-0.42	-0.23	-1.53	-1.56	-0.12	0.19	0.57	1.31	-1.08	-1.24	-0.76	0.07	0.02	-0.22	-0.51	-0.39	0.29	-1.15	-0.45	2.78
4	0.02	0.19	0.90	-0.54	-0.21	1.47	-0.75	-0.50	0.86	-1.33	-1.27	0.23	-0.78	-0.66	0.93	-2.10	-2.31	-0.74	-0.60	-0.02	2.34
5	-1.12	-0.77	2.00	-2.12	-2.06	0.31	-0.61	-0.63	-0.02	-2.44	-2.60	-0.73	-0.72	-0.81	-0.46	-1.11	-0.83	0.83	-0.85	-0.14	2.81
6	-1.31	-1.01	1.68	-2.18	-2.30	-0.50	-1.19	-1.19	0.02	-0.41	-0.10	1.30	0.39	0.38	0.06	-0.48	-0.86	-1.29	-1.53	-1.56	0.12
7	0.11	0.19	0.34	-1.39	-1.27	0.57	-1.12	-1.18	-0.13	-1.29	-0.65	2.71	-0.07	-0.15	-0.38	-1.23	-0.94	0.83	-0.48	-0.62	-0.27
8	-0.11	-0.07	0.10	-1.13	-1.18	-0.19	0.57	0.61	0.15	0.30	-0.51	-3.62	0.85	0.54	-1.94	-1.49	-1.54	-0.23	-0.49	-1.24	-2.53
9	-0.03	0.20	1.26	-1.16	-1.42	-1.13	-0.87	-0.53	1.15	-1.20	-0.79	1.73	-1.59	-1.43	1.12	-2.11	-1.78	0.98	-0.82	-0.20	2.47
10	-1.38	-1.35	0.00	-1.90	-1.41	2.24	-0.29	0.49	2.64	0.77	0.61	-0.76	-1.03	-1.21	-1.03	-0.81	-0.32	1.48	-0.34	0.30	2.57
11	-0.20	0.02	1.22	-0.06	0.28	1.52	0.92	0.46	-1.47	-0.52	0.11	2.68	-1.18	-0.86	2.17	0.16	-0.17	-1.13	-1.32	-1.39	-0.03
12	-0.66	-0.54	0.58	-1.14	-0.95	0.87	-0.33	-0.14	0.67	-0.29	-0.39	-0.52	-0.78	-0.72	0.48	-0.90	-0.75	0.42	-1.27	-1.28	0.19
13	0.87	0.72	-1.03	-0.37	0.06	1.99	-1.29	-1.05	0.86	-0.69	-0.25	1.90	-1.51	-1.80	-1.76	-1.53	-1.72	-0.66	0.16	0.06	-0.16
14	-0.59	-0.63	-0.42	-0.82	-0.82	0.04	-0.51	-0.06	1.51	-0.35	-0.23	0.49	-1.22	-1.12	0.74	-1.43	-1.38	0.07	-0.85	-0.85	0.22
15	0.40	0.46	0.22	-0.86	-0.73	0.57	-0.94	-0.61	1.15	-0.26	-0.66	-1.78	-0.26	-0.41	-0.86	-0.17	-0.01	0.44	-0.24	-0.39	-0.31
16	-1.28	-1.11	0.87	-1.48	-1.28	0.93	-0.60	-0.87	-0.85	-1.49	-1.49	-0.06	-0.59	-1.00	-2.54	-0.13	-0.05	0.19	-1.39	-0.98	1.73
17	-1.29	-1.78	-3.15	0.13	-0.35	-2.16	-1.12	-0.85	0.95	0.49	0.49	-0.05	-0.80	-1.09	-1.76	-0.52	-0.47	0.10	0.63	0.58	0.03
18	-0.28	-0.56	-1.84	-1.08	-1.39	-1.34	-0.67	-0.85	-0.57	0.11	0.27	0.65	-0.89	-1.10	-1.20	-1.16	-0.91	0.73	-0.25	-0.17	0.50
19	-0.37	-0.29	0.33	0.07	0.12	0.24	-1.71	-2.01	-0.94	0.26	0.25	-0.08	0.02	0.01	0.04	-1.80	-2.27	-1.59	-1.24	-0.86	1.61
20	-1.95	-1.83	0.54	-2.18	-2.20	-0.07	0.65	0.68	0.14	-0.27	-0.46	-0.89	-1.95	-2.18	-1.41	-1.24	-1.00	0.72	-0.93	-1.13	-0.50
21	-0.24	-0.53	-1.90	-0.04	0.04	0.42	-0.57	-0.28	1.00	-0.94	-0.92	0.05	-0.01	0.28	2.00	-1.01	-1.03	-0.16	-1.47	-1.54	-0.04
22	-0.95	-0.95	-0.12	0.18	0.21	0.17	-0.24	-0.16	0.29	-0.16	-0.11	0.17	-1.00	-0.93	0.63	-0.47	-0.23	0.69	-1.20	-1.25	0.05
23	-0.55	-0.59	-0.43	0.00	-0.45	-1.99	-0.96	-1.06	-0.29	0.04	-0.02	-0.30	-0.48	-0.49	0.08	0.09	0.12	0.01	-0.75	-0.90	-0.33

Nebraska State Accountability 2014 Technical Report

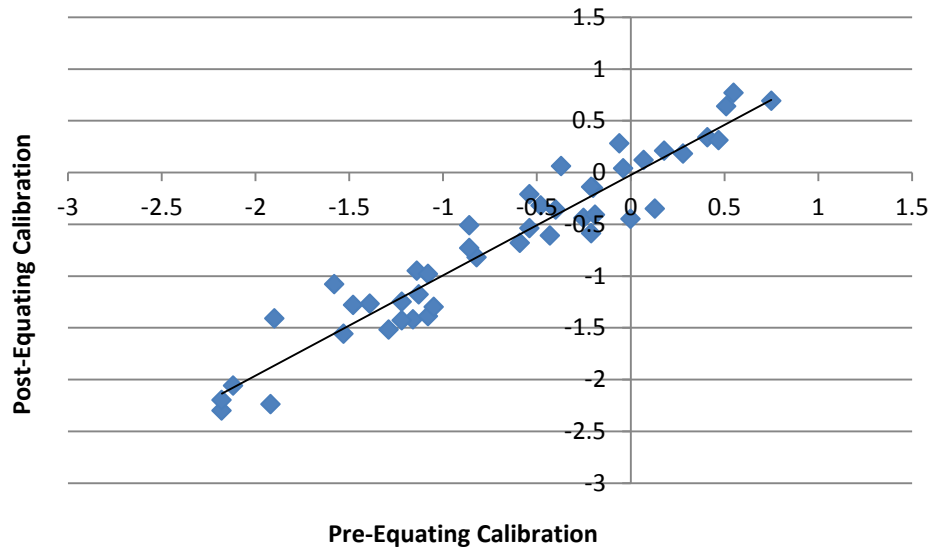
	3			4			5			6			7			8			11		
item	Pre	Post	Z	Pre	Post	Z	Pre	Post	Z	Pre	Post	Z	Pre	Post	Z	Pre	Post	Z	Pre	Post	Z
24	-0.15	-0.16	-0.23	-0.25	-0.44	-0.85	-1.26	-1.22	0.15	-0.80	-1.01	-0.94	-0.26	-0.15	0.84	-0.65	-0.63	-0.01	-0.93	-0.95	0.16
25	0.59	0.34	-1.69	0.51	0.64	0.59	-0.02	-0.21	-0.59	0.74	0.89	0.65	-0.17	0.26	2.93	-0.18	0.14	0.96	-1.09	-0.91	0.86
26	0.03	-0.11	-0.99	-0.40	-0.36	0.21	-0.22	-0.15	0.26	-1.51	-1.52	-0.09	-0.46	-0.67	-1.24	-1.48	-1.28	0.56	-1.03	-1.14	-0.19
27	-0.79	-0.82	-0.34	0.55	0.77	0.99	-0.04	-0.25	-0.65	0.15	0.26	0.42	0.19	0.11	-0.43	-0.98	-1.14	-0.61	-1.09	-1.22	-0.26
28	-1.35	-1.33	-0.01	-0.54	-0.54	0.00	-0.45	-0.66	-0.66	0.17	-0.36	-2.37	-0.19	-0.25	-0.28	0.14	-0.62	-2.49	-0.20	0.16	1.55
29	-0.61	-0.49	0.64	0.41	0.34	-0.30	0.16	0.06	-0.29	-1.44	-1.26	0.74	-0.25	-0.15	0.74	-0.70	-0.59	0.29	0.21	0.44	1.05
30	0.14	0.10	-0.42	-0.48	-0.32	0.76	0.24	0.12	-0.35	0.73	0.65	-0.41	0.31	0.25	-0.31	-1.67	-1.93	-0.90	-1.35	-1.31	0.34
31	-0.34	-0.39	-0.43	-0.20	-0.15	0.23	0.29	0.08	-0.63	0.67	0.56	-0.52	-0.92	-1.00	-0.41	-0.34	-1.12	-2.57	-0.31	-0.24	0.47
32	0.03	-0.09	-0.84	-1.29	-1.52	-1.01	-1.17	-1.55	-1.22	-0.17	-0.49	-1.46	-0.73	-0.77	-0.17	-0.90	-2.10	-3.90	0.27	-0.77	-3.57
33	-1.44	-1.28	0.84	-0.21	-0.14	0.32	0.09	-0.13	-0.66	-0.04	0.11	0.61	-0.10	-0.04	0.47	-0.68	-0.76	-0.34	-0.66	-0.50	0.81
34	-0.69	-0.63	0.21	-0.19	-0.41	-0.99	-1.06	-0.85	0.75	-1.43	-1.35	0.30	-2.24	-2.49	-1.49	0.33	0.59	0.75	0.17	-0.16	-0.97
35	-0.95	-0.85	0.47	-1.22	-1.25	-0.08	-1.31	-1.37	-0.15	-1.61	-1.42	0.77	-0.24	-0.24	0.12	-1.48	-1.43	0.07	-0.35	-0.86	-1.65
36	-1.16	-1.24	-0.64	-1.05	-1.30	-1.11	-0.48	-0.74	-0.81	-1.43	-1.29	0.55	-1.40	-1.48	-0.44	0.34	0.35	-0.05	-0.59	-0.81	-0.59
37	-0.47	-0.80	-2.18	-1.92	-2.24	-1.43	0.38	0.13	-0.76	-1.64	-1.81	-0.79	-0.47	-0.59	-0.68	0.19	0.24	0.09	-1.77	-1.91	-0.30
38	-1.22	-1.46	-1.61	0.75	0.69	-0.22	-0.61	-0.96	-1.10	-2.24	-2.86	-2.78	-0.23	-0.29	-0.22	0.06	-0.12	-0.66	-1.02	-1.26	-0.67
39	-0.39	-0.22	0.88	-0.59	-0.68	-0.39	-0.28	-0.24	0.17	-0.08	0.08	0.66	0.02	0.27	1.74	0.50	0.85	1.02	-0.86	-1.03	-0.43
40	-0.44	-0.92	-3.08	0.28	0.18	-0.43	-0.27	-0.36	-0.26	-0.11	-0.06	0.17	-0.68	-0.62	0.54	-1.14	-0.56	1.79	0.33	0.54	0.97
41	-0.07	0.05	0.60	-0.43	-0.61	-0.78	-0.94	-1.10	-0.47	-1.24	-1.30	-0.32	-1.14	-1.13	0.16	-0.12	-0.21	-0.35	-1.61	-1.36	1.13
42	-0.29	-0.21	0.38	0.47	0.31	-0.68	0.09	0.19	0.40	-0.45	-0.59	-0.68	-0.22	-0.25	-0.04	-0.08	-0.41	-1.12	-0.66	-0.85	-0.48
43	0.13	0.03	-0.78	-1.22	-1.43	-0.95	-0.08	-0.23	-0.43	-0.19	-0.32	-0.61	-1.52	-1.64	-0.65	0.60	0.12	-1.60	-1.00	-1.12	-0.23
44	-0.23	-0.15	0.35	-1.08	-0.98	0.50	0.84	0.44	-1.27	-0.61	-0.43	0.74	0.83	0.95	0.86	-1.57	-1.14	1.31	-0.35	-0.31	0.37
45	-0.91	-1.01	-0.80	-0.21	-0.59	-1.67	-1.01	-0.70	1.06	-0.50	-1.06	-2.46	-0.18	0.15	2.29	-0.85	-1.26	-1.39	-0.88	-1.08	-0.54
46							-1.81	-1.46	1.21	-0.36	-0.38	-0.13	-0.15	-0.13	0.24	-0.66	-0.66	-0.09	-2.03	-2.31	-0.82
47							-0.81	-1.20	-1.21	-1.43	-1.39	0.11	1.03	1.19	1.17	-1.69	-1.86	-0.63	0.15	-0.09	-0.68
48							-1.24	-1.05	0.67	-0.57	-0.52	0.19	-0.09	-0.20	-0.57	-0.04	-0.20	-0.58	-1.07	-1.08	0.20
49																-1.34	-1.47	-0.48	-0.89	-1.28	-1.19
50																-1.60	-1.75	-0.56	-1.43	-1.74	-0.91
Mean	-0.49	-0.49		-0.67	-0.68		-0.50	-0.50		-0.61	-0.61		-0.49	-0.50		-0.76	-0.77		-0.78	-0.79	
Shift	0.00			0.00			0.00			0.01			0.01			0.01			0.02		
Corr	0.95			0.96			0.92			0.94			0.97			0.87			0.88		

	3			4			5			6			7			8			11		
item	Pre	Post	Z	Pre	Post	Z	Pre	Post	Z	Pre	Post	Z	Pre	Post	Z	Pre	Post	Z	Pre	Post	Z
SD	0.61	0.62		0.79	0.80		0.65	0.63		0.81	0.82		0.69	0.75		0.71	0.76		0.65	0.73	
Ratio	0.99			0.99			1.03			0.99			0.92			0.95			0.89		

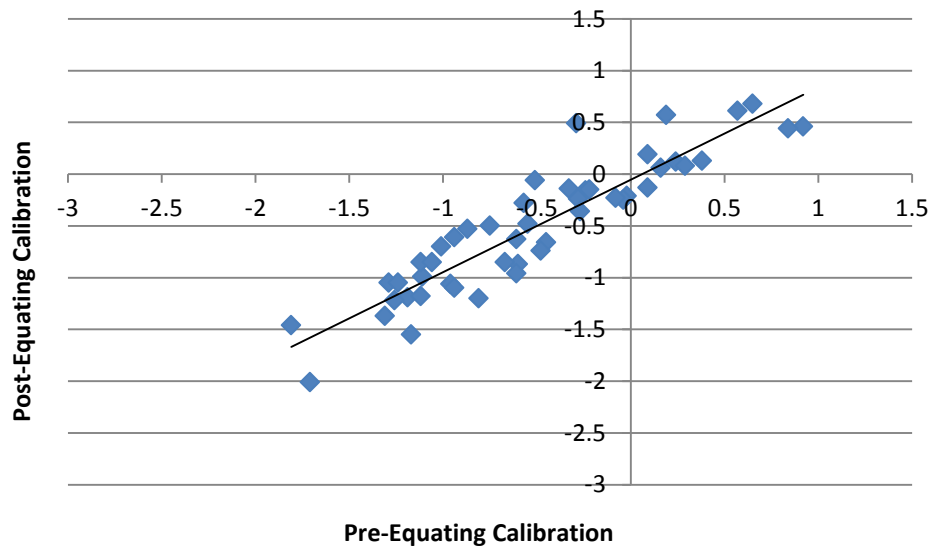
NeSA-R Grade 3 Pre- and Post-Equating Calibrations



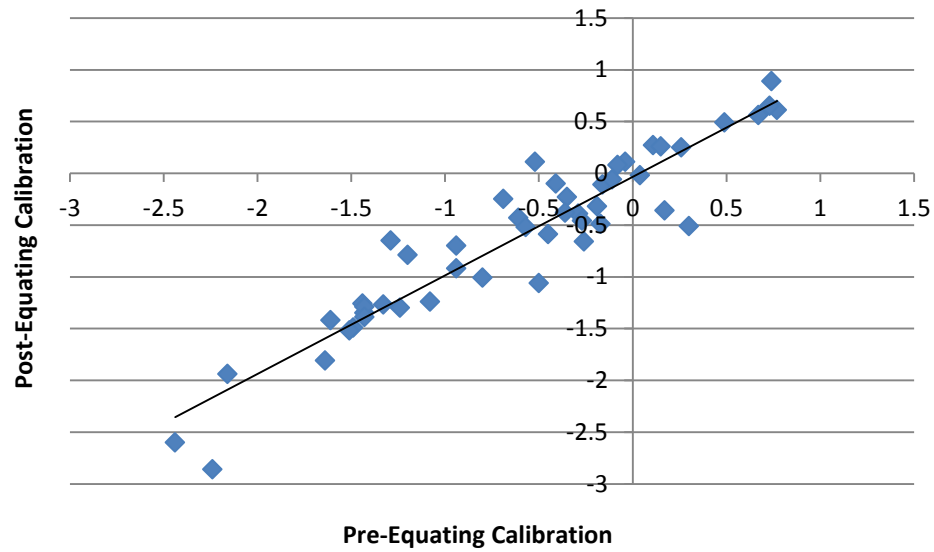
NeSA-R Grade 4 Pre- and Post-Equating Calibrations



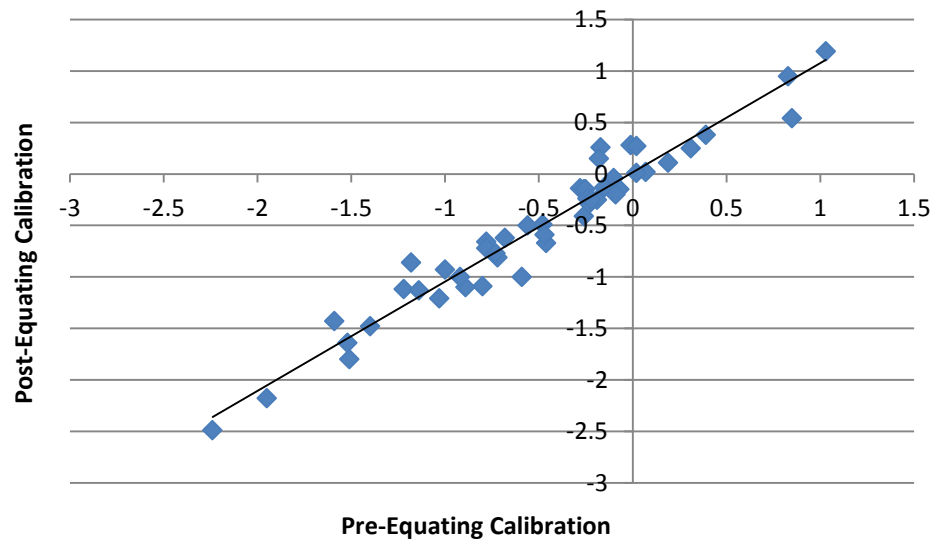
NeSA-R Grade 5 Pre- and Post-Equating Calibrations



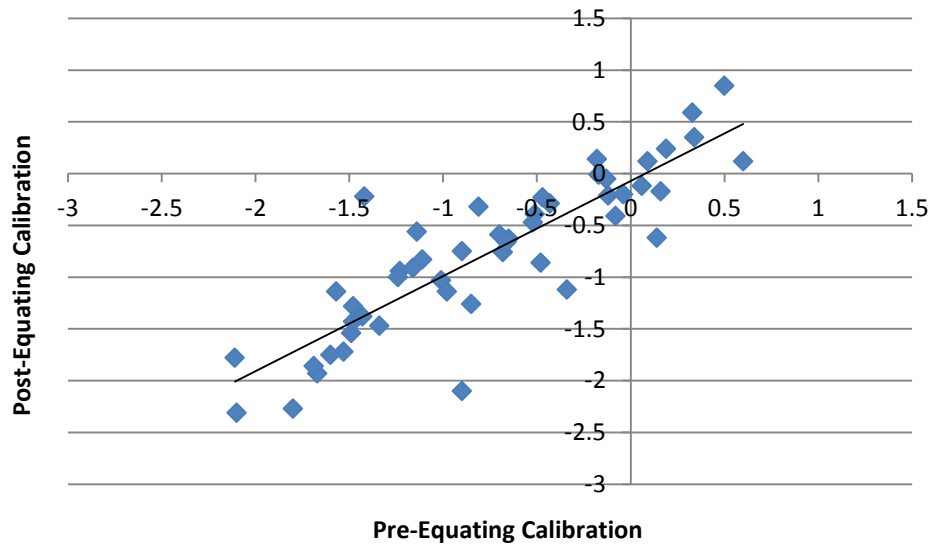
NeSA-R Grade 6 Pre- and Post-Equating Calibrations



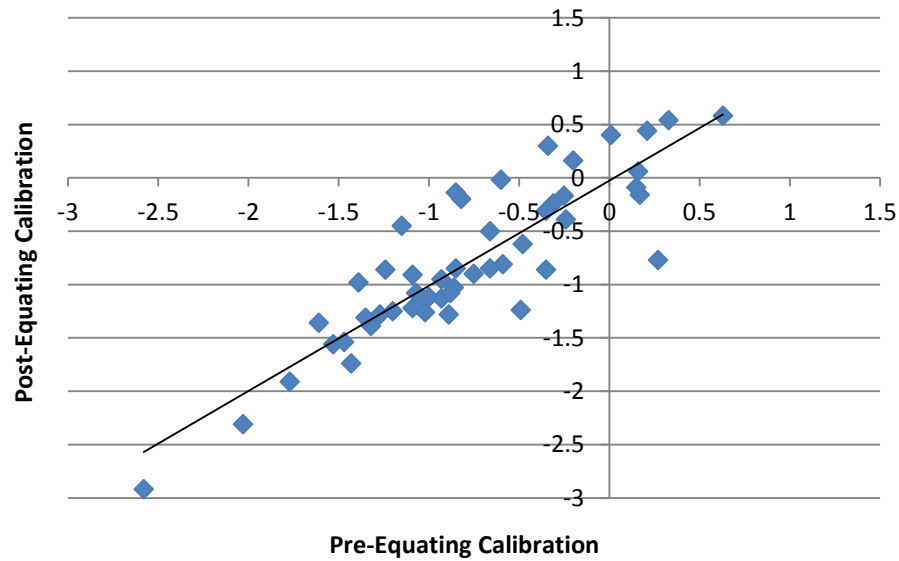
NeSA-R Grade 7 Pre- and Post-Equating Calibrations



NeSA-R Grade 8 Pre- and Post-Equating Calibrations



NeSA-R Grade 11 Pre- and Post-Equating Calibrations



Appendix O: Mathematics Pre- and Post-Equating Summary

The Pre- values were taken from the calibrated item and used to create the Raw-to-Scale Conversion Tables. The Post- values were taken directly from unanchored calibration runs.

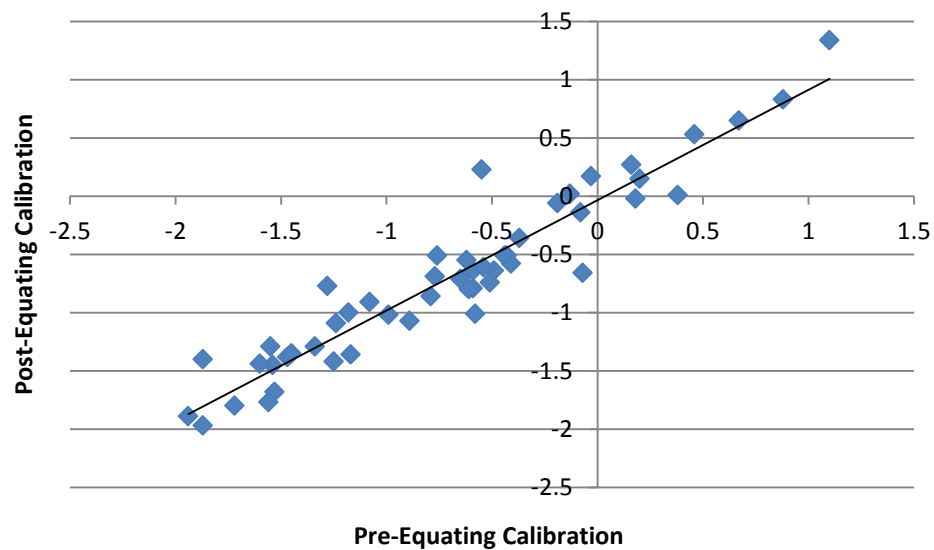
	3			4			5			6			7			8			11		
Item	Pre	Post	Z	Pre	Post	Z	Pre	Post	Z	Pre	Post	Z	Pre	Post	Z	Pre	Post	Z	Pre	Post	Z
1	-0.55	0.23	3.70	-1.61	-1.45	0.72	-0.95	-1.02	-0.40	-0.37	-0.36	-0.03	-0.21	-0.56	-1.73	-1.59	-1.45	0.96	-0.61	-0.75	-0.74
2	-0.89	-1.07	-0.66	-0.22	0.01	1.01	-0.78	-1.58	-4.34	-0.94	-1.24	-1.73	-1.27	-1.31	-0.29	-1.14	-1.00	0.98	-0.86	-0.60	1.51
3	-0.76	-0.51	1.31	0.07	0.25	0.83	-0.56	-0.05	2.76	-0.42	-0.35	0.33	-1.67	-1.83	-0.87	-0.46	-0.51	-0.35	-0.94	-1.02	-0.42
4	-0.43	-0.51	-0.23	-1.37	-1.39	-0.14	-0.36	-0.11	1.39	-1.45	-1.45	-0.05	-0.48	-0.69	-1.08	-0.63	-0.66	-0.17	-1.16	-1.46	-1.62
5	-1.08	-0.91	0.93	-0.22	-0.86	-3.18	-0.87	-1.15	-1.54	0.24	-0.27	-2.86	-1.15	-0.92	0.95	-1.73	-1.52	1.44	-0.80	-0.84	-0.20
6	-0.13	0.02	0.83	-0.23	-0.49	-1.31	-0.24	-0.12	0.68	-0.21	0.07	1.48	-0.19	-0.55	-1.76	-0.94	-0.79	1.04	-1.19	-1.65	-2.51
7	-0.99	-1.02	0.03	-1.19	-1.76	-2.83	-0.63	-0.61	0.08	-1.20	-1.04	0.79	-1.26	-0.64	2.76	-0.99	-0.99	0.08	-1.46	-1.58	-0.64
8	-1.28	-0.77	2.49	-0.87	-0.81	0.22	-1.27	-1.32	-0.25	-0.92	-0.85	0.35	-0.67	-0.71	-0.29	-0.70	-0.77	-0.42	-1.33	-0.79	3.03
9	-1.54	-1.45	0.59	-1.54	-1.33	0.91	-0.95	-0.64	1.65	-0.60	-0.73	-0.80	-0.36	-0.32	0.08	-1.37	-1.48	-0.71	-0.58	-0.68	-0.53
10	-1.87	-1.97	-0.30	-0.60	-0.94	-1.71	0.39	0.19	-1.04	-1.99	-1.79	1.00	-0.46	-0.18	1.19	-0.62	-0.75	-0.83	-1.15	-1.51	-1.93
11	-0.79	-0.86	-0.16	-0.32	-0.03	1.35	-1.28	-1.03	1.34	-0.30	-0.43	-0.77	-1.26	-1.55	-1.44	-0.32	-0.45	-0.88	-0.44	-0.48	-0.19
12	-0.59	-0.79	-0.79	-1.50	-1.39	0.43	-2.38	-2.23	0.82	-0.23	-0.22	-0.02	-0.83	-0.37	2.02	-0.65	-0.63	0.18	-0.72	-0.86	-0.76
13	-0.49	-0.64	-0.56	-2.25	-1.90	1.62	-0.28	-0.07	1.13	-1.02	-1.21	-1.08	-0.32	-0.50	-0.94	-2.37	-2.39	-0.07	-1.08	-1.30	-1.19
14	0.46	0.53	0.47	-1.53	-0.99	2.52	-1.64	-1.81	-0.92	-0.95	-0.68	1.41	-1.21	-1.20	-0.08	-0.67	-0.46	1.42	-0.75	-0.83	-0.43
15	-1.60	-1.44	0.90	-1.24	-1.28	-0.28	-0.67	-0.82	-0.81	-0.68	-0.82	-0.81	-0.62	-0.44	0.73	-0.72	-0.50	1.52	-0.35	-0.70	-1.86
16	-0.58	-1.01	-1.82	-0.41	-0.21	0.89	-0.95	-0.87	0.41	-2.19	-1.98	1.09	-0.08	0.00	0.24	-1.19	-1.21	-0.08	-0.80	-0.92	-0.65
17	-1.17	-1.36	-0.70	-0.15	-0.25	-0.58	-2.20	-2.03	0.93	-1.50	-2.03	-2.99	-0.72	-0.99	-1.34	-1.56	-1.19	2.51	-1.25	-1.41	-0.87
18	-0.59	-0.64	-0.09	-0.89	-1.05	-0.87	-1.13	-0.77	1.93	-0.95	-1.30	-1.96	-0.66	-0.80	-0.75	-1.70	-1.81	-0.64	-1.26	-1.23	0.19
19	0.20	0.15	-0.03	-0.96	-0.94	0.04	0.24	0.37	0.71	-0.86	-0.37	2.63	-0.82	-1.03	-1.05	-0.42	-0.30	0.81	-0.54	-0.56	-0.11
20	-0.51	-0.74	-0.91	-0.54	-0.40	0.59	-0.72	-0.97	-1.36	-0.82	-0.92	-0.59	0.14	0.32	0.74	-0.81	-0.70	0.83	-1.84	-2.12	-1.54
21	-0.07	-0.66	-2.58	-0.35	-0.46	-0.60	-0.49	-0.30	1.00	-0.74	-0.85	-0.63	-1.35	-1.47	-0.66	0.04	-0.72	-5.13	-1.23	-1.12	0.59
22	0.18	-0.02	-0.77	-0.75	-0.60	0.66	-0.49	-0.51	-0.13	0.40	0.23	-0.98	-0.10	-0.32	-1.09	-0.76	-1.21	-2.97	0.10	0.85	4.15
23	-1.47	-1.38	0.59	-0.05	-0.16	-0.57	-1.80	-1.65	0.80	-1.08	-1.06	0.02	-0.25	-0.23	0.00	-0.66	-1.07	-2.74	-0.50	-0.57	-0.34
24	-0.77	-0.69	0.52	-1.79	-1.88	-0.50	-1.37	-1.11	1.44	-0.84	-0.51	1.76	-0.65	-0.49	0.60	0.23	0.23	0.00	-0.27	-0.54	-1.42
25	-1.25	-1.42	-0.62	-1.17	-1.30	-0.73	-0.87	-0.90	-0.21	-1.51	-1.62	-0.68	-1.20	-1.53	-1.64	-1.15	-1.26	-0.74	-2.09	-1.97	0.70
26	-0.03	0.17	1.11	-1.90	-1.70	0.91	-0.43	-0.11	1.74	-1.45	-1.61	-0.90	-0.71	-0.60	0.41	-0.70	-0.72	-0.08	-2.14	-2.13	0.07

Nebraska State Accountability 2014 Technical Report

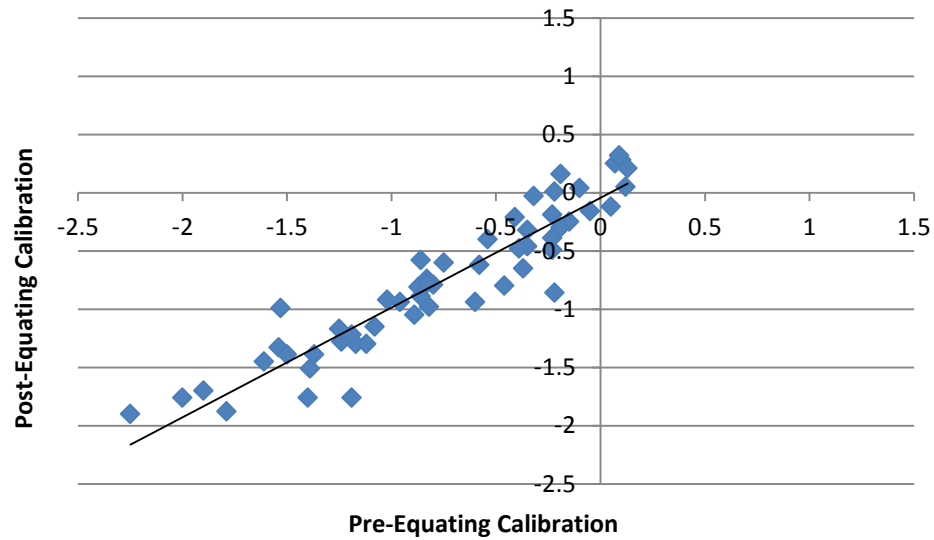
	3			4			5			6			7			8			11		
Item	Pre	Post	Z	Pre	Post	Z	Pre	Post	Z	Pre	Post	Z	Pre	Post	Z	Pre	Post	Z	Pre	Post	Z
27	-1.55	-1.29	1.35	-1.40	-1.76	-1.80	-0.79	-0.74	0.30	-1.06	-1.02	0.21	-0.07	-0.66	-2.85	-0.10	-0.11	0.00	-1.32	-1.04	1.57
28	-1.24	-1.09	0.83	-1.12	-1.30	-0.94	-1.30	-1.39	-0.48	-0.14	-0.03	0.54	-0.67	-0.68	-0.15	-0.01	0.15	1.10	-1.19	-1.15	0.26
29	-0.54	-0.61	-0.16	0.05	-0.12	-0.91	-0.95	-1.07	-0.64	-1.00	-1.17	-0.98	-1.78	-1.76	0.01	-0.55	-0.54	0.12	-0.79	-1.09	-1.65
30	-1.34	-1.29	0.42	-0.37	-0.65	-1.41	-1.08	-1.11	-0.14	-0.21	-0.18	0.11	-0.30	-0.19	0.45	-0.85	-0.89	-0.23	-1.71	-1.70	0.07
31	-0.41	-0.58	-0.61	0.10	0.28	0.78	0.54	0.42	-0.66	-0.36	-0.34	0.03	-1.88	-1.87	-0.07	-0.80	-0.67	0.86	0.42	0.23	-1.03
32	-0.65	-0.71	-0.08	-0.46	-0.80	-1.71	-0.09	-0.56	-2.54	-1.58	-1.62	-0.32	-0.56	-0.64	-0.44	0.14	0.23	0.62	0.29	0.78	2.70
33	0.38	0.01	-1.54	-0.23	-0.19	0.13	0.32	0.00	-1.71	-1.66	-1.57	0.49	0.16	-0.16	-1.56	-1.17	-1.34	-1.07	-1.29	-1.30	-0.05
34	-0.37	-0.36	0.18	-0.80	-0.79	0.00	-1.42	-1.42	0.00	-1.52	-1.45	0.31	-0.93	-0.96	-0.27	-2.06	-1.94	0.85	-1.15	-1.32	-0.88
35	-0.08	-0.14	-0.15	-2.00	-1.76	1.11	-0.97	-1.14	-0.91	-1.54	-1.55	-0.13	-0.58	-0.56	0.01	-0.77	-0.80	-0.16	0.55	0.67	0.69
36	-0.44	-0.51	-0.15	-1.19	-1.22	-0.22	-0.62	-0.74	-0.64	-1.69	-1.76	-0.46	-1.25	-1.42	-0.90	-1.97	-2.05	-0.50	0.20	0.30	0.62
37	-1.87	-1.40	2.32	-0.86	-0.58	1.26	1.26	1.23	-0.18	-0.50	-0.29	1.08	-0.62	-0.43	0.78	-1.29	-1.16	0.88	0.57	0.56	0.02
38	-0.61	-0.80	-0.69	-0.86	-0.89	-0.20	-0.15	-0.18	-0.15	-0.06	-0.24	-1.00	-0.27	-0.31	-0.28	-1.42	-1.49	-0.47	-0.39	-0.31	0.45
39	1.10	1.34	1.26	-0.19	-0.30	-0.60	-0.17	-0.13	0.20	-0.76	-0.47	1.52	-0.17	-0.05	0.47	-0.22	-0.08	0.98	-0.02	0.04	0.37
40	-1.72	-1.80	-0.20	-0.83	-0.74	0.37	-0.92	-0.70	1.21	0.41	0.44	0.13	0.12	0.18	0.14	-1.09	-0.79	2.06	-0.35	-0.25	0.54
41	-0.19	-0.06	0.79	-0.35	-0.32	0.05	-0.94	-0.89	0.28	-0.28	-0.34	-0.43	-0.58	-0.56	-0.02	-0.27	0.15	2.84	0.08	0.27	1.11
42	-1.18	-1.00	0.98	0.12	0.05	-0.42	0.92	0.86	-0.33	0.46	0.56	0.50	-1.15	-0.88	1.15	-0.34	-0.44	-0.64	-0.21	-0.18	0.15
43	-1.94	-1.89	0.38	-1.39	-1.51	-0.63	-0.94	-0.94	0.00	-1.56	-1.35	1.13	-0.01	0.07	0.28	0.28	0.11	-1.09	-0.37	-0.25	0.73
44	-0.62	-0.55	0.47	0.09	0.32	1.01	0.78	0.86	0.43	-0.89	-0.77	0.58	-0.12	0.16	1.21	-0.13	-0.14	-0.05	0.34	0.33	-0.02
45	0.88	0.83	-0.08	-0.82	-0.98	-0.84	-0.66	-0.61	0.27	-0.95	-0.81	0.70	-0.93	-0.77	0.62	-1.72	-1.62	0.76	-0.25	-0.24	0.05
46	-1.53	-1.68	-0.56	-0.58	-0.62	-0.28	0.06	0.06	0.00	-0.05	-0.19	-0.82	-1.36	-1.53	-0.88	0.01	-0.15	-1.08	-0.82	-0.79	0.22
47	-1.45	-1.35	0.60	0.13	0.21	0.32	-0.28	-0.48	-1.07	-1.55	-1.32	1.22	-0.76	-1.18	-2.03	-0.70	-0.55	1.03	-0.22	-0.40	-0.94
48	-1.56	-1.77	-0.80	-1.02	-0.92	0.44	-0.41	-0.45	-0.19	-0.41	-0.30	0.58	-1.80	-2.12	-1.58	-0.01	-0.09	-0.49	-1.04	-0.85	1.06
49	0.16	0.27	0.66	-0.19	0.16	1.65	-1.43	-1.46	-0.15	0.98	0.84	-0.81	-0.40	-0.38	0.00	-1.49	-1.48	0.12	-0.60	-0.69	-0.47
50	0.67	0.65	0.05	-0.83	-0.78	0.20	-1.06	-1.09	-0.15	-1.71	-1.51	1.05	0.58	0.61	0.00	-1.19	-1.13	0.43	0.11	0.15	0.27
51				-0.23	-0.39	-0.80	-1.32	-1.85	-2.85	-0.64	-0.55	0.44	0.12	0.24	0.48	-1.77	-1.54	1.59	-1.00	-0.82	1.03
52				-1.08	-1.15	-0.39	-1.44	-1.33	0.62	-0.80	-0.82	-0.21	-1.30	-1.17	0.52	-0.72	-0.78	-0.37	-1.83	-1.99	-0.86
53				-0.39	-0.48	-0.46	-1.25	-1.13	0.62	-0.10	-0.47	-2.08	-0.98	-0.89	0.31	0.67	0.64	-0.20	-0.81	-0.79	0.13
54				-1.25	-1.17	0.33	0.12	0.19	0.39	-0.08	-0.05	0.12	-1.30	-1.19	0.41	0.27	0.28	0.06	-0.92	-0.75	0.95
55				-0.10	0.04	0.61	-1.87	-1.86	0.00	1.05	0.96	-0.50	-0.69	-0.57	0.47	-0.10	-0.27	-1.07	0.15	0.15	0.03
56										-0.26	-0.30	-0.25	0.66	0.68	0.02	-0.67	-0.64	0.26	-1.08	-0.94	0.82

	3			4			5			6			7			8			11		
Item	Pre	Post	Z	Pre	Post	Z	Pre	Post	Z	Pre	Post	Z	Pre	Post	Z	Pre	Post	Z	Pre	Post	Z
57										-0.64	-0.53	0.54	-0.04	0.11	0.59	-0.33	-0.27	0.42	-0.82	-0.94	-0.59
58										-0.99	-1.06	-0.45	-1.39	-1.19	0.80	0.46	0.51	0.42	-0.18	-0.20	-0.08
59																-0.51	-0.60	-0.56	-0.25	-0.41	-0.86
60																0.26	0.19	-0.45	-1.08	-0.95	0.73
Mean	-0.69	-0.69		-0.76	-0.76		-0.70	-0.71		-0.74	-0.74		-0.67	-0.67		-0.73	-0.73		-0.70	-0.71	
Shift	0.00			0.00			0.00			0.00			0.01			0.00			0.01		
Corr	0.95			0.93			0.96			0.96			0.94			0.96			0.96		
SD	0.74	0.74		0.61	0.61		0.74	0.75		0.70	0.69		0.59	0.62		0.68	0.66		0.64	0.71	
Ratio	1.00			0.99			0.99			1.02			0.94			1.03			0.91		

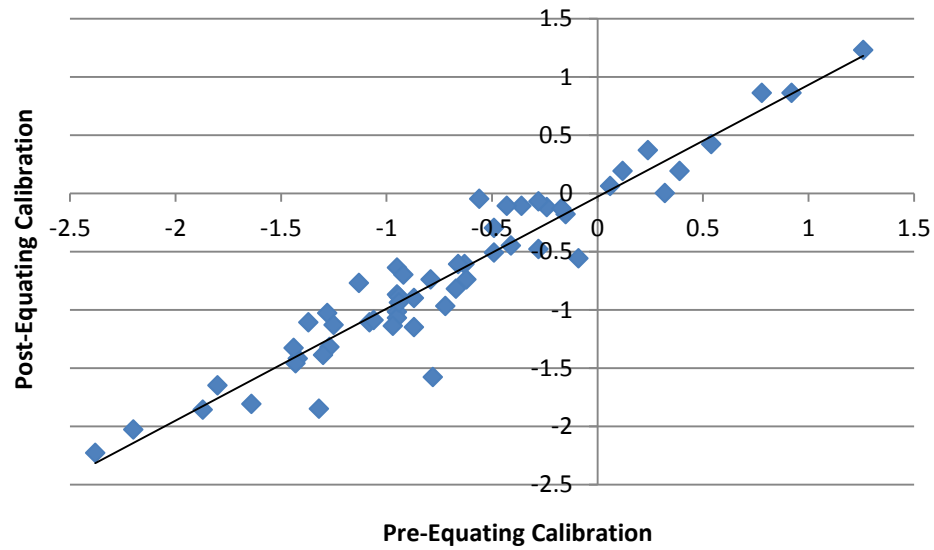
NeSA-M Grade 3 Pre- and Post-Equating Calibrations



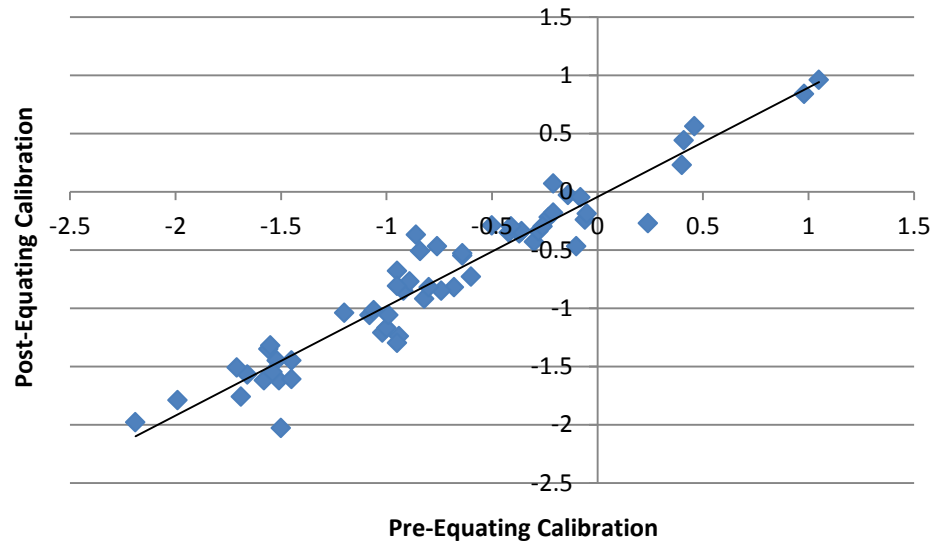
NeSA-M Grade 4 Pre- and Post-Equating Calibrations



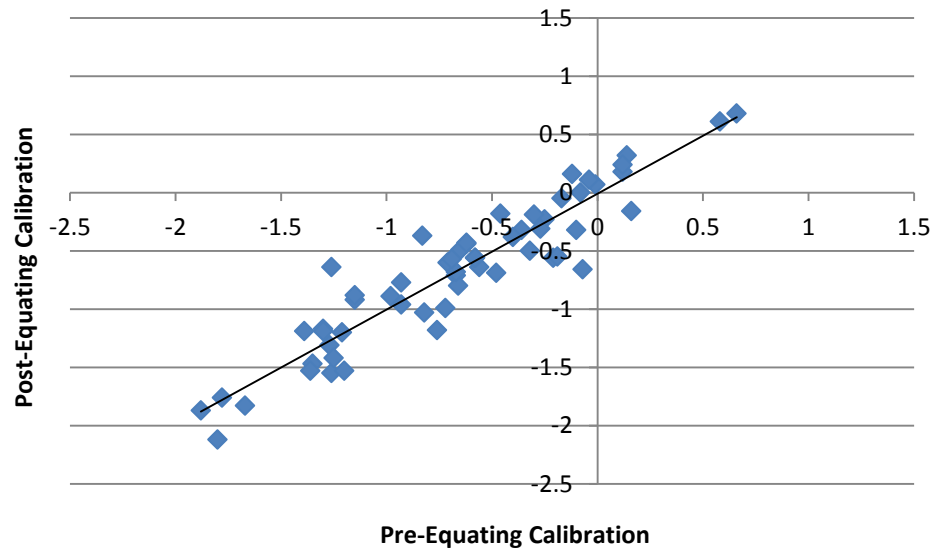
NeSA-M Grade 5 Pre- and Post-Equating Calibrations



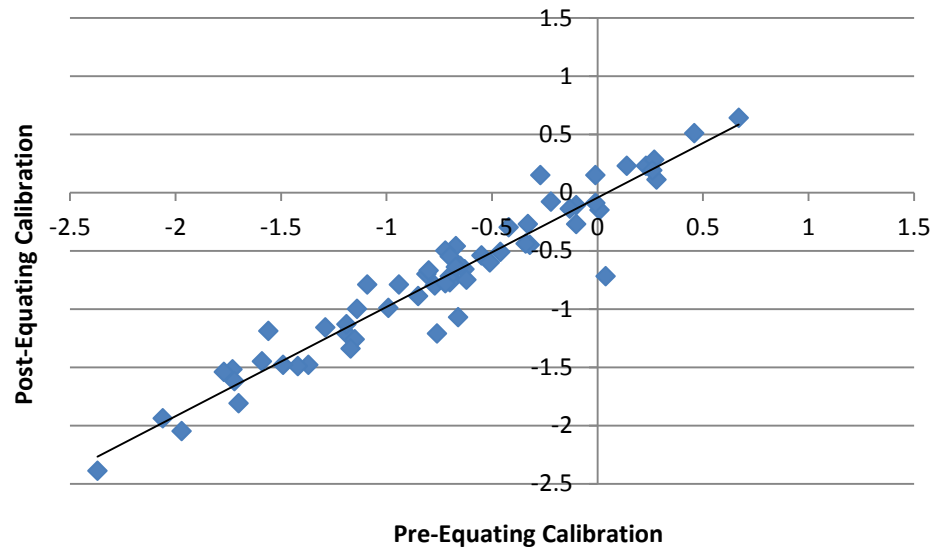
NeSA-M Grade 6 Pre- and Post-Equating Calibrations



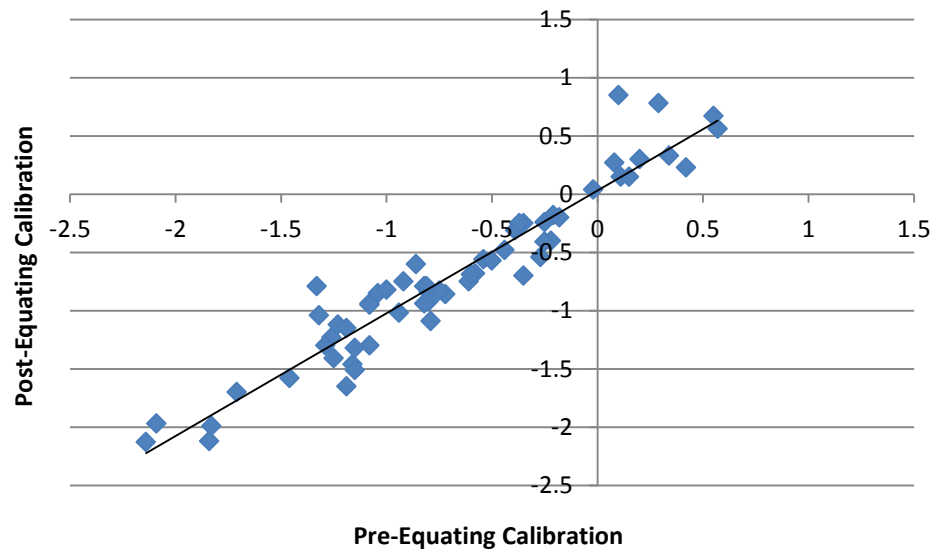
NeSA-M Grade 7 Pre- and Post-Equating Calibrations



NeSA-M Grade 8 Pre- and Post-Equating Calibrations



NeSA-M Grade 11 Pre- and Post-Equating Calibrations



Appendix P: Science Pre- and Post-Equating Summary

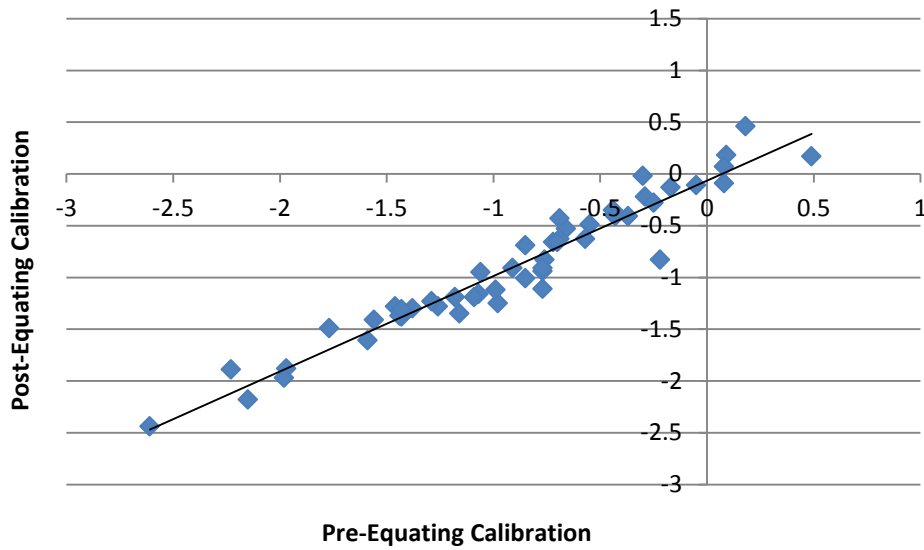
The Pre- values were taken from the calibrated item and used to create the Raw-to-Scale Conversion Tables. The Post- values were taken directly from unanchored calibration runs.

	5			8			11		
Item	Pre	Post	Z	Pre	Post	Z	Pre	Post	Z
1	-1.59	-1.61	-0.39	-0.62	-0.73	-0.76	-0.50	-0.20	2.39
2	-0.29	-0.22	0.38	0.08	0.21	0.99	-0.39	-0.41	0.00
3	-1.97	-1.88	0.52	-1.39	-1.32	0.58	-0.84	-0.88	-0.14
4	-0.72	-0.66	0.32	-1.07	-0.86	1.52	-0.63	-0.71	-0.45
5	-1.07	-1.16	-1.00	-0.64	-0.69	-0.26	-0.35	-0.30	0.57
6	0.18	0.46	2.02	0.78	0.57	-1.50	-0.90	-0.93	-0.05
7	-0.66	-0.53	0.84	-0.63	-0.80	-1.19	-0.83	-0.94	-0.69
8	-0.69	-0.43	1.88	-1.01	-1.02	-0.04	-0.47	-0.47	0.18
9	-1.26	-1.28	-0.44	-0.71	-0.64	0.55	-0.30	-0.21	0.85
10	-1.46	-1.28	1.22	-1.63	-1.57	0.45	-1.09	-1.15	-0.27
11	-0.25	-0.28	-0.46	-0.79	-0.74	0.47	-0.49	-0.60	-0.67
12	-0.85	-0.69	1.12	-1.12	-1.24	-0.78	-0.23	-0.07	1.36
13	-0.69	-0.63	0.22	-2.22	-2.12	0.72	-0.38	-0.09	2.29
14	-0.77	-0.94	-1.63	-0.48	-0.69	-1.50	-0.72	-0.71	0.18
15	-0.30	-0.02	1.99	-0.88	-0.75	1.01	-1.61	-1.52	0.84
16	-0.55	-0.49	0.23	-0.75	-1.00	-1.75	0.30	0.26	-0.14
17	0.09	0.18	0.49	-0.67	-0.88	-1.44	-0.12	-0.01	1.01
18	-0.57	-0.63	-0.72	-2.53	-2.69	-1.16	-1.42	-1.64	-1.45
19	-0.22	-0.83	-5.17	-1.20	-1.20	0.07	-1.00	-0.80	1.64
20	-0.85	-1.01	-1.51	-1.19	-1.30	-0.79	-0.34	-0.58	-1.59
21	-1.43	-1.38	0.19	-0.59	-0.36	1.69	-1.47	-1.50	-0.07
22	0.08	-0.09	-1.62	-0.83	-0.82	0.13	-1.34	-1.66	-2.15
23	0.08	0.07	-0.31	0.11	0.41	2.28	-1.24	-1.15	0.82
24	-1.16	-1.35	-1.71	-0.82	-0.95	-0.90	-0.56	-0.67	-0.68
25	-0.37	-0.41	-0.50	-0.94	-0.77	1.27	-0.87	-0.65	1.75
26	-0.98	-1.25	-2.43	0.23	0.40	1.31	-0.36	-0.37	0.10
27	-0.76	-0.83	-0.83	-2.41	-2.28	1.06	0.49	0.63	1.18
28	-0.91	-0.91	-0.22	0.29	0.31	0.21	-0.84	-0.81	0.36
29	-1.38	-1.30	0.40	-0.94	-0.81	1.02	-1.05	-0.99	0.63
30	-1.56	-1.41	1.00	-0.75	-0.58	1.31	-1.38	-1.21	1.45
31	0.49	0.17	-2.85	-0.19	0.06	1.93	-0.49	-0.47	0.35
32	-2.23	-1.89	2.50	-0.76	-0.84	-0.57	0.74	0.93	1.55
33	-1.18	-1.19	-0.32	-1.32	-1.38	-0.40	-0.98	-1.00	-0.02
34	-1.44	-1.37	0.36	-0.89	-0.97	-0.59	-1.79	-2.58	-5.65

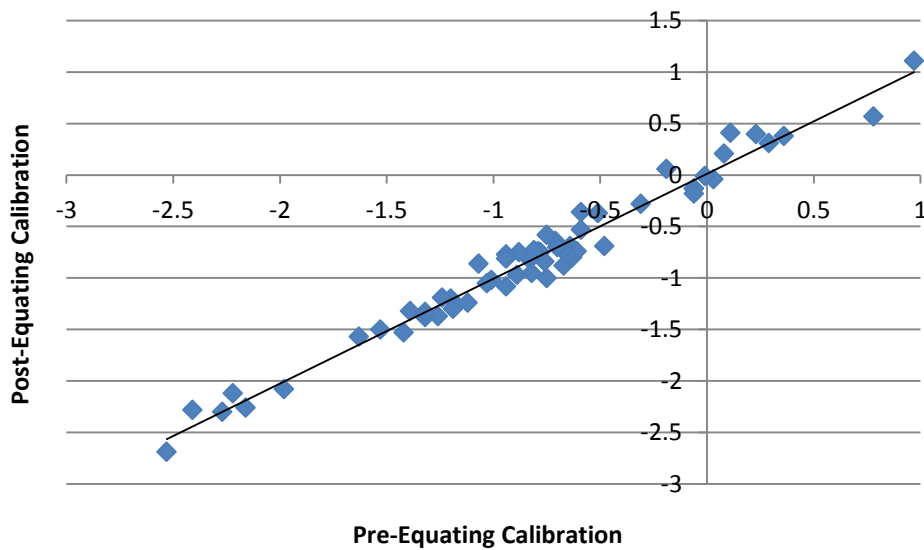
Nebraska State Accountability 2014 Technical Report

	5			8			11		
Item	Pre	Post	Z	Pre	Post	Z	Pre	Post	Z
35	-0.44	-0.35	0.49	-0.78	-0.75	0.23	-0.75	-0.87	-0.70
36	-0.77	-1.11	-2.97	-0.06	-0.13	-0.47	-1.27	-1.44	-1.13
37	-0.43	-0.41	-0.05	-1.42	-1.53	-0.80	-0.66	-0.51	1.21
38	-0.05	-0.11	-0.72	-1.53	-1.50	0.26	-1.40	-1.23	1.39
39	-1.98	-1.97	-0.16	-0.64	-0.71	-0.45	0.21	0.23	0.33
40	-0.17	-0.13	0.06	-0.06	-0.13	-0.41	-1.26	-1.20	0.63
41	-2.15	-2.18	-0.48	0.97	1.11	1.08	-0.74	-0.96	-1.53
42	-1.77	-1.49	2.01	-0.61	-0.74	-0.88	-2.40	-2.50	-0.54
43	-1.29	-1.23	0.26	-0.31	-0.28	0.23	-0.27	-0.14	1.14
44	-0.77	-0.91	-1.36	-2.16	-2.26	-0.69	-0.45	-0.40	0.49
45	-0.99	-1.12	-1.27	-0.59	-0.53	0.55	-2.03	-2.15	-0.68
46	-1.06	-0.95	0.71	-1.24	-1.19	0.40	-1.78	-1.90	-0.73
47	-1.43	-1.31	0.80	-2.27	-2.30	-0.17	-1.44	-1.52	-0.44
48	-0.70	-0.66	0.05	-0.94	-1.08	-0.94	-2.39	-2.16	1.84
49	-2.61	-2.44	1.19	-0.65	-0.78	-0.89	0.15	0.06	-0.51
50	-1.09	-1.19	-1.08	-0.70	-0.70	0.03	-1.13	-1.19	-0.34
51				-0.51	-0.37	1.03	-0.30	-0.37	-0.38
52				0.03	-0.04	-0.46	-0.15	-0.16	0.13
53				-1.03	-1.05	-0.12	-1.44	-1.58	-0.83
54				0.36	0.38	0.19	-0.66	-0.65	0.28
55				-1.98	-2.08	-0.69	0.64	0.62	-0.01
56				-0.81	-0.73	0.61	-0.16	-0.20	-0.14
57				-1.26	-1.37	-0.76	-1.97	-2.27	-2.03
58				-1.32	-1.33	-0.03	-0.10	-0.10	0.18
59				-0.06	-0.18	-0.84	0.47	0.45	0.00
60				-0.01	-0.01	0.04	-0.38	-0.43	-0.17
Mean	-0.90	-0.89		-0.80	-0.81		-0.75	-0.77	
Shift	-0.01			0.00			0.01		
Corr	0.97			0.99			0.98		
SD	0.67	0.64		0.73	0.75		0.71	0.77	
Ratio	1.05			0.97			0.92		

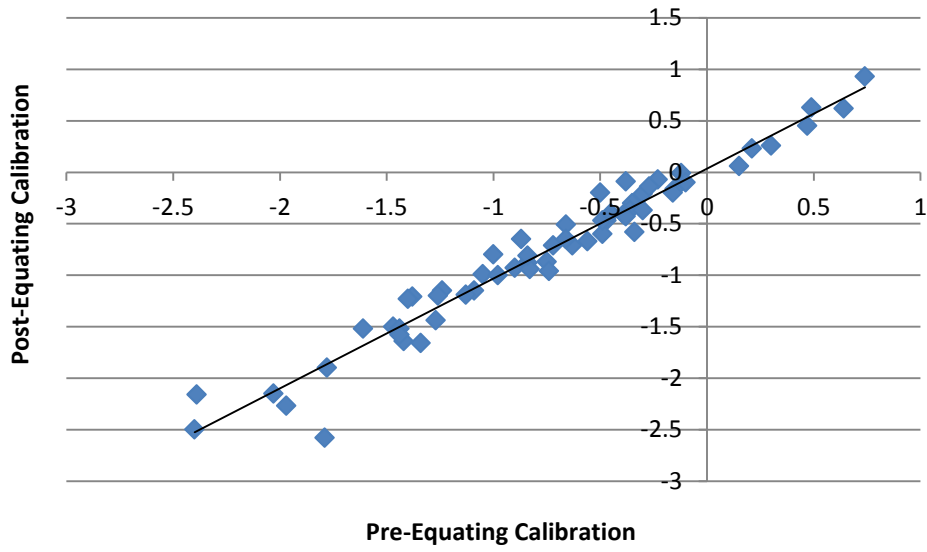
NeSA-S Grade 5 Pre- and Post-Equating Calibrations



NeSA-S Grade 8 Pre- and Post-Equating Calibrations



NeSA-S Grade 11 Pre- and Post-Equating Calibrations



Appendix Q: Reading Raw-to-Scale Conversion Tables and Distributions of Ability

The charts are simple displays of Scale Score, Raw Score, and percentile rank. The raw score and percentile rank for any Scale Score can be read directly from chart.

The performance levels *Meets Standards* begins at a Scale Score of 85 and *Exceeds Standards* begins at 135. *Below Standards* is a Scale Score of 84 and below.

The table is a traditional table that was used to create the chart. This table would be used to retrieve the Scale Score or percentile rank for a given raw score. It also includes counts and percentages at each score.

Grade 3

Admin	Grade	Content Area	Raw Score	Count	Percent	Cum Count	Cum Percent	Percentile	Scale Score	S.E.
Spr 2014	3	Read	0	1	0.0	1	0.0	1	1	52
Spr 2014	3	Read	1	0	0.0	1	0.0	1	1	29
Spr 2014	3	Read	2	2	0.0	3	0.0	1	1	21
Spr 2014	3	Read	3	0	0.0	3	0.0	1	5	17
Spr 2014	3	Read	4	4	0.0	7	0.0	1	15	15
Spr 2014	3	Read	5	3	0.0	10	0.0	1	22	14
Spr 2014	3	Read	6	11	0.0	21	0.1	1	28	13
Spr 2014	3	Read	7	21	0.1	42	0.2	1	34	12
Spr 2014	3	Read	8	44	0.2	86	0.4	1	38	11
Spr 2014	3	Read	9	76	0.3	162	0.7	1	43	11
Spr 2014	3	Read	10	111	0.5	273	1.2	1	47	11
Spr 2014	3	Read	11	127	0.6	400	1.8	1	51	10
Spr 2014	3	Read	12	191	0.8	591	2.6	2	54	10
Spr 2014	3	Read	13	226	1.0	817	3.6	3	58	10
Spr 2014	3	Read	14	270	1.2	1087	4.8	4	61	10
Spr 2014	3	Read	15	314	1.4	1401	6.2	6	64	9
Spr 2014	3	Read	16	353	1.6	1754	7.8	7	67	9
Spr 2014	3	Read	17	406	1.8	2160	9.6	9	70	9
Spr 2014	3	Read	18	445	2.0	2605	11.6	11	73	9
Spr 2014	3	Read	19	463	2.1	3068	13.6	13	76	9
Spr 2014	3	Read	20	511	2.3	3579	15.9	15	78	9
Spr 2014	3	Read	21	544	2.4	4123	18.3	17	81	9
Spr 2014	3	Read	22	548	2.4	4671	20.7	20	84	9
Spr 2014	3	Read	23	606	2.7	5277	23.4	22	87	9
Spr 2014	3	Read	24	683	3.0	5960	26.4	25	90	9
Spr 2014	3	Read	25	670	3.0	6630	29.4	28	92	9

Nebraska State Accountability 2014 Technical Report

Admin	Grade	Content Area	Raw Score	Count	Percent	Cum Count	Cum Percent	Percentile	Scale Score	S.E.
Spr 2014	3	Read	26	677	3.0	7307	32.4	31	95	9
Spr 2014	3	Read	27	768	3.4	8075	35.8	34	98	9
Spr 2014	3	Read	28	776	3.4	8851	39.3	38	101	9
Spr 2014	3	Read	29	804	3.6	9655	42.8	41	104	9
Spr 2014	3	Read	30	791	3.5	10446	46.4	45	107	9
Spr 2014	3	Read	31	855	3.8	11301	50.1	48	110	10
Spr 2014	3	Read	32	815	3.6	12116	53.8	52	113	10
Spr 2014	3	Read	33	860	3.8	12976	57.6	56	117	10
Spr 2014	3	Read	34	946	4.2	13922	61.8	60	120	10
Spr 2014	3	Read	35	910	4.0	14832	65.8	64	124	11
Spr 2014	3	Read	36	954	4.2	15786	70.1	68	128	11
Spr 2014	3	Read	37	977	4.3	16763	74.4	72	132	11
Spr 2014	3	Read	38	974	4.3	17737	78.7	77	137	12
Spr 2014	3	Read	39	951	4.2	18688	82.9	81	142	13
Spr 2014	3	Read	40	921	4.1	19609	87.0	85	149	14
Spr 2014	3	Read	41	910	4.0	20519	91.1	89	156	15
Spr 2014	3	Read	42	778	3.5	21297	94.5	93	165	17
Spr 2014	3	Read	43	588	2.6	21885	97.1	96	178	21
Spr 2014	3	Read	44	449	2.0	22334	99.1	98	198	29
Spr 2014	3	Read	45	201	0.9	22535	100.0	99	200	52

Grade 4

Admin	Grade	Content Area	Raw Score	Count	Percent	Cum Count	Cum Percent	Percentile	Scale Score	S.E.
Spr 2014	4	Read	0	1	0.0	1	0.0	1	1	67
Spr 2014	4	Read	1	2	0.0	3	0.0	1	1	37
Spr 2014	4	Read	2	1	0.0	4	0.0	1	1	27
Spr 2014	4	Read	3	1	0.0	5	0.0	1	1	22
Spr 2014	4	Read	4	3	0.0	8	0.0	1	1	20
Spr 2014	4	Read	5	2	0.0	10	0.0	1	1	18
Spr 2014	4	Read	6	11	0.0	21	0.1	1	2	17
Spr 2014	4	Read	7	13	0.1	34	0.1	1	9	16
Spr 2014	4	Read	8	38	0.2	72	0.3	1	16	15
Spr 2014	4	Read	9	53	0.2	125	0.5	1	22	14
Spr 2014	4	Read	10	76	0.3	201	0.9	1	27	14
Spr 2014	4	Read	11	115	0.5	316	1.4	1	32	13
Spr 2014	4	Read	12	151	0.7	467	2.1	2	37	13
Spr 2014	4	Read	13	180	0.8	647	2.8	2	41	13

Nebraska State Accountability 2014 Technical Report

Admin	Grade	Content Area	Raw Score	Count	Percent	Cum Count	Cum Percent	Percentile	Scale Score	S.E.
Spr 2014	4	Read	14	235	1.0	882	3.9	3	46	12
Spr 2014	4	Read	15	252	1.1	1134	5.0	4	50	12
Spr 2014	4	Read	16	281	1.2	1415	6.2	6	54	12
Spr 2014	4	Read	17	294	1.3	1709	7.5	7	58	12
Spr 2014	4	Read	18	359	1.6	2068	9.1	8	62	12
Spr 2014	4	Read	19	375	1.6	2443	10.7	10	66	12
Spr 2014	4	Read	20	395	1.7	2838	12.5	12	70	12
Spr 2014	4	Read	21	478	2.1	3316	14.6	14	73	12
Spr 2014	4	Read	22	508	2.2	3824	16.8	16	77	12
Spr 2014	4	Read	23	550	2.4	4374	19.2	18	81	12
Spr 2014	4	Read	24	583	2.6	4957	21.8	21	84	12
Spr 2014	4	Read	25	678	3.0	5635	24.8	23	88	12
Spr 2014	4	Read	26	654	2.9	6289	27.7	26	92	12
Spr 2014	4	Read	27	760	3.3	7049	31.0	29	96	12
Spr 2014	4	Read	28	784	3.4	7833	34.4	33	100	12
Spr 2014	4	Read	29	802	3.5	8635	38.0	36	103	12
Spr 2014	4	Read	30	850	3.7	9485	41.7	40	108	12
Spr 2014	4	Read	31	900	4.0	10385	45.7	44	112	12
Spr 2014	4	Read	32	973	4.3	11358	49.9	48	116	13
Spr 2014	4	Read	33	1022	4.5	12380	54.4	52	120	13
Spr 2014	4	Read	34	999	4.4	13379	58.8	57	125	13
Spr 2014	4	Read	35	1007	4.4	14386	63.3	61	130	14
Spr 2014	4	Read	36	1022	4.5	15408	67.8	66	135	14
Spr 2014	4	Read	37	1109	4.9	16517	72.6	70	141	15
Spr 2014	4	Read	38	1097	4.8	17614	77.5	75	147	16
Spr 2014	4	Read	39	1095	4.8	18709	82.3	80	154	16
Spr 2014	4	Read	40	1045	4.6	19754	86.9	85	163	18
Spr 2014	4	Read	41	977	4.3	20731	91.2	89	172	20
Spr 2014	4	Read	42	796	3.5	21527	94.7	93	184	22
Spr 2014	4	Read	43	653	2.9	22180	97.5	96	200	27
Spr 2014	4	Read	44	405	1.8	22585	99.3	98	200	37
Spr 2014	4	Read	45	154	0.7	22739	100.0	99	200	67

Grade 5

Admin	Grade	Content Area	Raw Score	Count	Percent	Cum Count	Cum Percent	Percentile	Scale Score	S.E.
Spr 2014	5	Read	0	1	0.0	1	0.0	1	1	72
Spr 2014	5	Read	1	1	0.0	2	0.0	1	1	40
Spr 2014	5	Read	2	0	0.0	2	0.0	1	1	29
Spr 2014	5	Read	3	3	0.0	5	0.0	1	1	24

Nebraska State Accountability 2014 Technical Report

Admin	Grade	Content Area	Raw Score	Count	Percent	Cum Count	Cum Percent	Percentile	Scale Score	S.E.
Spr 2014	5	Read	4	0	0.0	5	0.0	1	1	21
Spr 2014	5	Read	5	2	0.0	7	0.0	1	1	19
Spr 2014	5	Read	6	8	0.0	15	0.1	1	1	18
Spr 2014	5	Read	7	13	0.1	28	0.1	1	6	16
Spr 2014	5	Read	8	28	0.1	56	0.3	1	12	16
Spr 2014	5	Read	9	50	0.2	106	0.5	1	18	15
Spr 2014	5	Read	10	80	0.4	186	0.8	1	24	14
Spr 2014	5	Read	11	106	0.5	292	1.3	1	29	14
Spr 2014	5	Read	12	155	0.7	447	2.0	2	34	14
Spr 2014	5	Read	13	162	0.7	609	2.7	2	38	13
Spr 2014	5	Read	14	239	1.1	848	3.8	3	43	13
Spr 2014	5	Read	15	297	1.3	1145	5.1	4	47	13
Spr 2014	5	Read	16	275	1.2	1420	6.4	6	51	13
Spr 2014	5	Read	17	295	1.3	1715	7.7	7	55	12
Spr 2014	5	Read	18	330	1.5	2045	9.2	8	59	12
Spr 2014	5	Read	19	364	1.6	2409	10.8	10	63	12
Spr 2014	5	Read	20	385	1.7	2794	12.5	12	66	12
Spr 2014	5	Read	21	447	2.0	3241	14.5	14	70	12
Spr 2014	5	Read	22	450	2.0	3691	16.6	16	74	12
Spr 2014	5	Read	23	450	2.0	4141	18.6	18	77	12
Spr 2014	5	Read	24	556	2.5	4697	21.1	20	81	12
Spr 2014	5	Read	25	513	2.3	5210	23.4	22	84	12
Spr 2014	5	Read	26	550	2.5	5760	25.8	25	88	12
Spr 2014	5	Read	27	564	2.5	6324	28.4	27	92	12
Spr 2014	5	Read	28	667	3.0	6991	31.3	30	95	12
Spr 2014	5	Read	29	655	2.9	7646	34.3	33	99	12
Spr 2014	5	Read	30	662	3.0	8308	37.3	36	103	12
Spr 2014	5	Read	31	667	3.0	8975	40.2	39	107	12
Spr 2014	5	Read	32	742	3.3	9717	43.6	42	111	13
Spr 2014	5	Read	33	783	3.5	10500	47.1	45	115	13
Spr 2014	5	Read	34	826	3.7	11326	50.8	49	119	13
Spr 2014	5	Read	35	836	3.7	12162	54.5	53	124	13
Spr 2014	5	Read	36	870	3.9	13032	58.4	56	128	14
Spr 2014	5	Read	37	872	3.9	13904	62.3	60	133	14
Spr 2014	5	Read	38	889	4.0	14793	66.3	64	138	15
Spr 2014	5	Read	39	922	4.1	15715	70.5	68	144	15
Spr 2014	5	Read	40	1007	4.5	16722	75.0	73	150	16
Spr 2014	5	Read	41	954	4.3	17676	79.3	77	156	17
Spr 2014	5	Read	42	988	4.4	18664	83.7	81	164	18
Spr 2014	5	Read	43	966	4.3	19630	88.0	86	172	19

Nebraska State Accountability 2014 Technical Report

Admin	Grade	Content Area	Raw Score	Count	Percent	Cum Count	Cum Percent	Percentile	Scale Score	S.E.
Spr 2014	5	Read	44	855	3.8	20485	91.9	90	182	21
Spr 2014	5	Read	45	739	3.3	21224	95.2	94	195	24
Spr 2014	5	Read	46	597	2.7	21821	97.8	97	200	29
Spr 2014	5	Read	47	356	1.6	22177	99.4	99	200	40
Spr 2014	5	Read	48	124	0.6	22301	100.0	99	200	72

Grade 6

Admin	Grade	Content Area	Raw Score	Count	Percent	Cum Count	Cum Percent	Percentile	Scale Score	S.E.
Spr 2014	6	Read	0	2	0.0	2	0.0	1	1	69
Spr 2014	6	Read	1	0	0.0	2	0.0	1	1	38
Spr 2014	6	Read	2	1	0.0	3	0.0	1	1	28
Spr 2014	6	Read	3	1	0.0	4	0.0	1	1	23
Spr 2014	6	Read	4	2	0.0	6	0.0	1	1	20
Spr 2014	6	Read	5	3	0.0	9	0.0	1	1	18
Spr 2014	6	Read	6	3	0.0	12	0.1	1	1	17
Spr 2014	6	Read	7	8	0.0	20	0.1	1	3	16
Spr 2014	6	Read	8	21	0.1	41	0.2	1	9	15
Spr 2014	6	Read	9	30	0.1	71	0.3	1	15	15
Spr 2014	6	Read	10	63	0.3	134	0.6	1	21	14
Spr 2014	6	Read	11	62	0.3	196	0.9	1	26	14
Spr 2014	6	Read	12	120	0.5	316	1.4	1	31	13
Spr 2014	6	Read	13	149	0.7	465	2.1	2	35	13
Spr 2014	6	Read	14	161	0.7	626	2.8	2	40	13
Spr 2014	6	Read	15	202	0.9	828	3.7	3	44	13
Spr 2014	6	Read	16	246	1.1	1074	4.9	4	48	12
Spr 2014	6	Read	17	253	1.1	1327	6.0	5	52	12
Spr 2014	6	Read	18	298	1.3	1625	7.4	7	56	12
Spr 2014	6	Read	19	312	1.4	1937	8.8	8	60	12
Spr 2014	6	Read	20	340	1.5	2277	10.3	10	64	12
Spr 2014	6	Read	21	426	1.9	2703	12.2	11	67	12
Spr 2014	6	Read	22	434	2.0	3137	14.2	13	71	12
Spr 2014	6	Read	23	454	2.1	3591	16.3	15	75	12
Spr 2014	6	Read	24	487	2.2	4078	18.5	17	78	12
Spr 2014	6	Read	25	529	2.4	4607	20.9	20	82	12
Spr 2014	6	Read	26	594	2.7	5201	23.5	22	85	12
Spr 2014	6	Read	27	651	2.9	5852	26.5	25	89	12
Spr 2014	6	Read	28	673	3.0	6525	29.5	28	93	12
Spr 2014	6	Read	29	718	3.2	7243	32.8	31	96	12
Spr 2014	6	Read	30	668	3.0	7911	35.8	34	100	12

Nebraska State Accountability 2014 Technical Report

Admin	Grade	Content Area	Raw Score	Count	Percent	Cum Count	Cum Percent	Percentile	Scale Score	S.E.
Spr 2014	6	Read	31	757	3.4	8668	39.2	38	104	12
Spr 2014	6	Read	32	779	3.5	9447	42.8	41	108	12
Spr 2014	6	Read	33	840	3.8	10287	46.6	45	112	12
Spr 2014	6	Read	34	908	4.1	11195	50.7	49	116	13
Spr 2014	6	Read	35	899	4.1	12094	54.7	53	121	13
Spr 2014	6	Read	36	915	4.1	13009	58.9	57	125	13
Spr 2014	6	Read	37	989	4.5	13998	63.4	61	130	14
Spr 2014	6	Read	38	912	4.1	14910	67.5	65	135	14
Spr 2014	6	Read	39	914	4.1	15824	71.6	70	140	15
Spr 2014	6	Read	40	976	4.4	16800	76.0	74	146	15
Spr 2014	6	Read	41	881	4.0	17681	80.0	78	153	16
Spr 2014	6	Read	42	883	4.0	18564	84.0	82	160	17
Spr 2014	6	Read	43	862	3.9	19426	87.9	86	168	18
Spr 2014	6	Read	44	874	4.0	20300	91.9	90	178	20
Spr 2014	6	Read	45	698	3.2	20998	95.0	93	190	23
Spr 2014	6	Read	46	569	2.6	21567	97.6	96	200	28
Spr 2014	6	Read	47	374	1.7	21941	99.3	98	200	38
Spr 2014	6	Read	48	152	0.7	22093	100.0	99	200	69

Grade 7

Admin	Grade	Content Area	Raw Score	Count	Percent	Cum Count	Cum Percent	Percentile	Scale Score	S.E.
Spr 2014	7	Read	0	0	0.0	0	0.0	0	1	71
Spr 2014	7	Read	1	3	0.0	3	0.0	1	1	39
Spr 2014	7	Read	2	3	0.0	6	0.0	1	1	28
Spr 2014	7	Read	3	3	0.0	9	0.0	1	1	23
Spr 2014	7	Read	4	3	0.0	12	0.1	1	1	21
Spr 2014	7	Read	5	5	0.0	17	0.1	1	1	19
Spr 2014	7	Read	6	5	0.0	22	0.1	1	4	17
Spr 2014	7	Read	7	25	0.1	47	0.2	1	11	16
Spr 2014	7	Read	8	45	0.2	92	0.4	1	17	15
Spr 2014	7	Read	9	90	0.4	182	0.8	1	23	15
Spr 2014	7	Read	10	116	0.5	298	1.4	1	29	14
Spr 2014	7	Read	11	142	0.7	440	2.0	2	34	14
Spr 2014	7	Read	12	180	0.8	620	2.8	2	39	13
Spr 2014	7	Read	13	193	0.9	813	3.7	3	43	13
Spr 2014	7	Read	14	243	1.1	1056	4.8	4	48	13
Spr 2014	7	Read	15	266	1.2	1322	6.1	5	52	13
Spr 2014	7	Read	16	296	1.4	1618	7.4	7	56	12
Spr 2014	7	Read	17	300	1.4	1918	8.8	8	60	12

Nebraska State Accountability 2014 Technical Report

Admin	Grade	Content Area	Raw Score	Count	Percent	Cum Count	Cum Percent	Percentile	Scale Score	S.E.
Spr 2014	7	Read	18	319	1.5	2237	10.2	10	64	12
Spr 2014	7	Read	19	376	1.7	2613	12.0	11	67	12
Spr 2014	7	Read	20	354	1.6	2967	13.6	13	71	12
Spr 2014	7	Read	21	382	1.7	3349	15.3	14	75	12
Spr 2014	7	Read	22	401	1.8	3750	17.2	16	78	12
Spr 2014	7	Read	23	420	1.9	4170	19.1	18	82	12
Spr 2014	7	Read	24	423	1.9	4593	21.0	20	85	12
Spr 2014	7	Read	25	495	2.3	5088	23.3	22	89	12
Spr 2014	7	Read	26	554	2.5	5642	25.8	25	93	12
Spr 2014	7	Read	27	569	2.6	6211	28.5	27	96	12
Spr 2014	7	Read	28	557	2.6	6768	31.0	30	100	12
Spr 2014	7	Read	29	607	2.8	7375	33.8	32	103	12
Spr 2014	7	Read	30	601	2.8	7976	36.5	35	107	12
Spr 2014	7	Read	31	659	3.0	8635	39.6	38	111	12
Spr 2014	7	Read	32	692	3.2	9327	42.7	41	115	12
Spr 2014	7	Read	33	690	3.2	10017	45.9	44	119	13
Spr 2014	7	Read	34	743	3.4	10760	49.3	48	123	13
Spr 2014	7	Read	35	757	3.5	11517	52.8	51	127	13
Spr 2014	7	Read	36	806	3.7	12323	56.5	55	132	13
Spr 2014	7	Read	37	862	3.9	13185	60.4	58	136	14
Spr 2014	7	Read	38	810	3.7	13995	64.1	62	142	14
Spr 2014	7	Read	39	840	3.8	14835	68.0	66	147	15
Spr 2014	7	Read	40	854	3.9	15689	71.9	70	153	15
Spr 2014	7	Read	41	906	4.2	16595	76.0	74	159	16
Spr 2014	7	Read	42	897	4.1	17492	80.1	78	167	17
Spr 2014	7	Read	43	919	4.2	18411	84.3	82	175	19
Spr 2014	7	Read	44	889	4.1	19300	88.4	86	185	21
Spr 2014	7	Read	45	877	4.0	20177	92.4	90	197	23
Spr 2014	7	Read	46	762	3.5	20939	95.9	94	200	28
Spr 2014	7	Read	47	576	2.6	21515	98.6	97	200	39
Spr 2014	7	Read	48	314	1.4	21829	100.0	99	200	71

Grade 8

Admin	Grade	Content Area	Raw Score	Count	Percent	Cum Count	Cum Percent	Percentile	Scale Score	S.E.
Spr 2014	8	Read	0	2	0.0	2	0.0	1	1	68
Spr 2014	8	Read	1	2	0.0	4	0.0	1	1	38
Spr 2014	8	Read	2	1	0.0	5	0.0	1	1	27
Spr 2014	8	Read	3	1	0.0	6	0.0	1	1	22
Spr 2014	8	Read	4	1	0.0	7	0.0	1	1	20

Nebraska State Accountability 2014 Technical Report

Admin	Grade	Content Area	Raw Score	Count	Percent	Cum Count	Cum Percent	Percentile	Scale Score	S.E.
Spr 2014	8	Read	5	2	0.0	9	0.0	1	1	18
Spr 2014	8	Read	6	4	0.0	13	0.1	1	1	17
Spr 2014	8	Read	7	9	0.0	22	0.1	1	1	16
Spr 2014	8	Read	8	15	0.1	37	0.2	1	7	15
Spr 2014	8	Read	9	41	0.2	78	0.4	1	12	14
Spr 2014	8	Read	10	68	0.3	146	0.7	1	18	14
Spr 2014	8	Read	11	79	0.4	225	1.0	1	22	13
Spr 2014	8	Read	12	121	0.6	346	1.6	1	27	13
Spr 2014	8	Read	13	143	0.7	489	2.3	2	31	13
Spr 2014	8	Read	14	182	0.8	671	3.1	3	35	12
Spr 2014	8	Read	15	174	0.8	845	3.9	3	39	12
Spr 2014	8	Read	16	198	0.9	1043	4.8	4	43	12
Spr 2014	8	Read	17	211	1.0	1254	5.8	5	47	12
Spr 2014	8	Read	18	215	1.0	1469	6.8	6	51	12
Spr 2014	8	Read	19	260	1.2	1729	8.0	7	54	11
Spr 2014	8	Read	20	271	1.2	2000	9.2	9	58	11
Spr 2014	8	Read	21	283	1.3	2283	10.5	10	61	11
Spr 2014	8	Read	22	341	1.6	2624	12.1	11	64	11
Spr 2014	8	Read	23	359	1.7	2983	13.7	13	68	11
Spr 2014	8	Read	24	375	1.7	3358	15.5	15	71	11
Spr 2014	8	Read	25	419	1.9	3777	17.4	16	74	11
Spr 2014	8	Read	26	470	2.2	4247	19.6	18	78	11
Spr 2014	8	Read	27	471	2.2	4718	21.7	21	81	11
Spr 2014	8	Read	28	555	2.6	5273	24.3	23	85	11
Spr 2014	8	Read	29	528	2.4	5801	26.7	26	88	11
Spr 2014	8	Read	30	549	2.5	6350	29.3	28	91	11
Spr 2014	8	Read	31	616	2.8	6966	32.1	31	95	11
Spr 2014	8	Read	32	667	3.1	7633	35.2	34	98	12
Spr 2014	8	Read	33	760	3.5	8393	38.7	37	102	12
Spr 2014	8	Read	34	797	3.7	9190	42.3	40	106	12
Spr 2014	8	Read	35	790	3.6	9980	46.0	44	110	12
Spr 2014	8	Read	36	878	4.0	10858	50.0	48	114	12
Spr 2014	8	Read	37	918	4.2	11776	54.2	52	118	12
Spr 2014	8	Read	38	999	4.6	12775	58.8	57	122	13
Spr 2014	8	Read	39	1019	4.7	13794	63.5	61	127	13
Spr 2014	8	Read	40	978	4.5	14772	68.0	66	131	14
Spr 2014	8	Read	41	1034	4.8	15806	72.8	70	137	14
Spr 2014	8	Read	42	1057	4.9	16863	77.7	75	142	15
Spr 2014	8	Read	43	992	4.6	17855	82.3	80	148	16
Spr 2014	8	Read	44	936	4.3	18791	86.6	84	155	17

Nebraska State Accountability 2014 Technical Report

Admin	Grade	Content Area	Raw Score	Count	Percent	Cum Count	Cum Percent	Percentile	Scale Score	S.E.
Spr 2014	8	Read	45	888	4.1	19679	90.7	89	163	18
Spr 2014	8	Read	46	776	3.6	20455	94.2	92	173	20
Spr 2014	8	Read	47	601	2.8	21056	97.0	96	184	22
Spr 2014	8	Read	48	382	1.8	21438	98.8	98	200	27
Spr 2014	8	Read	49	208	1.0	21646	99.7	99	200	38
Spr 2014	8	Read	50	62	0.3	21708	100.0	99	200	68

Grade 11

Admin	Grade	Content Area	Raw Score	Count	Percent	Cum Count	Cum Percent	Percentile	Scale Score	S.E.
Spr 2014	11	Read	0	0	0.0	0	0.0	0	1	73
Spr 2014	11	Read	1	1	0.0	1	0.0	1	1	40
Spr 2014	11	Read	2	1	0.0	2	0.0	1	1	29
Spr 2014	11	Read	3	1	0.0	3	0.0	1	1	24
Spr 2014	11	Read	4	2	0.0	5	0.0	1	1	21
Spr 2014	11	Read	5	2	0.0	7	0.0	1	1	19
Spr 2014	11	Read	6	13	0.1	20	0.1	1	1	18
Spr 2014	11	Read	7	28	0.1	48	0.2	1	1	17
Spr 2014	11	Read	8	32	0.2	80	0.4	1	1	16
Spr 2014	11	Read	9	48	0.2	128	0.6	1	4	15
Spr 2014	11	Read	10	96	0.5	224	1.1	1	10	14
Spr 2014	11	Read	11	128	0.6	352	1.7	1	15	14
Spr 2014	11	Read	12	171	0.8	523	2.5	2	20	14
Spr 2014	11	Read	13	155	0.7	678	3.2	3	24	13
Spr 2014	11	Read	14	218	1.0	896	4.3	4	28	13
Spr 2014	11	Read	15	220	1.0	1116	5.3	5	33	13
Spr 2014	11	Read	16	252	1.2	1368	6.5	6	37	12
Spr 2014	11	Read	17	281	1.3	1649	7.9	7	40	12
Spr 2014	11	Read	18	277	1.3	1926	9.2	9	44	12
Spr 2014	11	Read	19	275	1.3	2201	10.5	10	48	12
Spr 2014	11	Read	20	334	1.6	2535	12.1	11	52	12
Spr 2014	11	Read	21	298	1.4	2833	13.5	13	55	12
Spr 2014	11	Read	22	308	1.5	3141	15.0	14	59	12
Spr 2014	11	Read	23	359	1.7	3500	16.7	16	62	12
Spr 2014	11	Read	24	357	1.7	3857	18.4	18	66	12
Spr 2014	11	Read	25	365	1.7	4222	20.1	19	69	12
Spr 2014	11	Read	26	484	2.3	4706	22.4	21	73	12
Spr 2014	11	Read	27	464	2.2	5170	24.6	24	76	12
Spr 2014	11	Read	28	455	2.2	5625	26.8	26	79	12
Spr 2014	11	Read	29	496	2.4	6121	29.2	28	83	12

Nebraska State Accountability 2014 Technical Report

Admin	Grade	Content Area	Raw Score	Count	Percent	Cum Count	Cum Percent	Percentile	Scale Score	S.E.
Spr 2014	11	Read	30	542	2.6	6663	31.8	30	87	12
Spr 2014	11	Read	31	559	2.7	7222	34.4	33	90	12
Spr 2014	11	Read	32	617	2.9	7839	37.4	36	94	12
Spr 2014	11	Read	33	612	2.9	8451	40.3	39	98	12
Spr 2014	11	Read	34	671	3.2	9122	43.5	42	102	12
Spr 2014	11	Read	35	744	3.5	9866	47.0	45	106	13
Spr 2014	11	Read	36	753	3.6	10619	50.6	49	110	13
Spr 2014	11	Read	37	767	3.7	11386	54.3	52	114	13
Spr 2014	11	Read	38	839	4.0	12225	58.3	56	119	14
Spr 2014	11	Read	39	888	4.2	13113	62.5	60	123	14
Spr 2014	11	Read	40	861	4.1	13974	66.6	65	128	14
Spr 2014	11	Read	41	879	4.2	14853	70.8	69	134	15
Spr 2014	11	Read	42	916	4.4	15769	75.1	73	140	16
Spr 2014	11	Read	43	921	4.4	16690	79.5	77	146	17
Spr 2014	11	Read	44	887	4.2	17577	83.8	82	154	18
Spr 2014	11	Read	45	867	4.1	18444	87.9	86	162	19
Spr 2014	11	Read	46	867	4.1	19311	92.0	90	172	21
Spr 2014	11	Read	47	686	3.3	19997	95.3	94	185	24
Spr 2014	11	Read	48	534	2.5	20531	97.8	97	200	29
Spr 2014	11	Read	49	326	1.6	20857	99.4	99	200	40
Spr 2014	11	Read	50	127	0.6	20984	100.0	99	200	73

Appendix R: Mathematics Raw-to-Scale Conversion Tables and Distributions of Ability

The charts are simple displays of Scale Score, Raw Score, and percentile rank. The raw score and percentile rank for any Scale Score can be read directly from chart.

The performance levels *Meets Standards* begins at a Scale Score of 85 and *Exceeds Standards* begins at 135. *Below Standards* is a Scale Score of 84 and below.

The table is a traditional table that was used to create the chart. This table would be used to retrieve the Scale Score or percentile rank for a given raw score. It also includes counts and percentages at each score.

Grade 3

Admin	Grade	Content Area	Raw Score	Count	Percent	Cum Count	Cum Percent	Percentile	Scale Score	S.E.
Spr 2014	3	Math	0	0	0.0	0	0.0	0	1	54
Spr 2014	3	Math	1	2	0.0	2	0.0	1	1	30
Spr 2014	3	Math	2	0	0.0	2	0.0	1	1	21
Spr 2014	3	Math	3	0	0.0	2	0.0	1	1	18
Spr 2014	3	Math	4	1	0.0	3	0.0	1	4	16
Spr 2014	3	Math	5	5	0.0	8	0.0	1	11	14
Spr 2014	3	Math	6	6	0.0	14	0.1	1	18	13
Spr 2014	3	Math	7	12	0.1	26	0.1	1	23	12
Spr 2014	3	Math	8	23	0.1	49	0.2	1	28	12
Spr 2014	3	Math	9	65	0.3	114	0.5	1	32	11
Spr 2014	3	Math	10	79	0.3	193	0.9	1	36	11
Spr 2014	3	Math	11	103	0.5	296	1.3	1	40	10
Spr 2014	3	Math	12	142	0.6	438	1.9	2	44	10
Spr 2014	3	Math	13	194	0.9	632	2.8	2	47	10
Spr 2014	3	Math	14	221	1.0	853	3.8	3	51	10
Spr 2014	3	Math	15	272	1.2	1125	5.0	4	54	10
Spr 2014	3	Math	16	276	1.2	1401	6.2	6	57	9
Spr 2014	3	Math	17	290	1.3	1691	7.5	7	60	9
Spr 2014	3	Math	18	298	1.3	1989	8.8	8	63	9
Spr 2014	3	Math	19	370	1.6	2359	10.4	10	65	9
Spr 2014	3	Math	20	386	1.7	2745	12.1	11	68	9
Spr 2014	3	Math	21	391	1.7	3136	13.9	13	71	9
Spr 2014	3	Math	22	422	1.9	3558	15.7	15	74	9
Spr 2014	3	Math	23	459	2.0	4017	17.8	17	76	9
Spr 2014	3	Math	24	417	1.8	4434	19.6	19	79	9
Spr 2014	3	Math	25	513	2.3	4947	21.9	21	81	9
Spr 2014	3	Math	26	505	2.2	5452	24.1	23	84	9

Nebraska State Accountability 2014 Technical Report

Admin	Grade	Content Area	Raw Score	Count	Percent	Cum Count	Cum Percent	Percentile	Scale Score	S.E.
Spr 2014	3	Math	27	527	2.3	5979	26.4	25	87	9
Spr 2014	3	Math	28	585	2.6	6564	29.0	28	89	9
Spr 2014	3	Math	29	629	2.8	7193	31.8	30	92	9
Spr 2014	3	Math	30	598	2.6	7791	34.4	33	95	9
Spr 2014	3	Math	31	630	2.8	8421	37.2	36	98	9
Spr 2014	3	Math	32	694	3.1	9115	40.3	39	101	9
Spr 2014	3	Math	33	721	3.2	9836	43.5	42	103	9
Spr 2014	3	Math	34	775	3.4	10611	46.9	45	106	9
Spr 2014	3	Math	35	767	3.4	11378	50.3	49	109	10
Spr 2014	3	Math	36	841	3.7	12219	54.0	52	113	10
Spr 2014	3	Math	37	756	3.3	12975	57.4	56	116	10
Spr 2014	3	Math	38	815	3.6	13790	61.0	59	119	10
Spr 2014	3	Math	39	884	3.9	14674	64.9	63	123	11
Spr 2014	3	Math	40	900	4.0	15574	68.9	67	127	11
Spr 2014	3	Math	41	930	4.1	16504	73.0	71	131	11
Spr 2014	3	Math	42	905	4.0	17409	77.0	75	136	12
Spr 2014	3	Math	43	923	4.1	18332	81.1	79	141	12
Spr 2014	3	Math	44	910	4.0	19242	85.1	83	146	13
Spr 2014	3	Math	45	885	3.9	20127	89.0	87	153	14
Spr 2014	3	Math	46	808	3.6	20935	92.6	91	160	16
Spr 2014	3	Math	47	696	3.1	21631	95.6	94	170	18
Spr 2014	3	Math	48	530	2.3	22161	98.0	97	183	22
Spr 2014	3	Math	49	323	1.4	22484	99.4	99	200	30
Spr 2014	3	Math	50	133	0.6	22617	100.0	99	200	54

Grade 4

Admin	Grade	Content Area	Raw Score	Count	Percent	Cum Count	Cum Percent	Percentile	Scale Score	S.E.
Spr 2014	4	Math	0	1	0.0	1	0.0	1	1	51
Spr 2014	4	Math	1	1	0.0	2	0.0	1	1	28
Spr 2014	4	Math	2	1	0.0	3	0.0	1	1	20
Spr 2014	4	Math	3	2	0.0	5	0.0	1	1	17
Spr 2014	4	Math	4	1	0.0	6	0.0	1	5	15
Spr 2014	4	Math	5	1	0.0	7	0.0	1	12	13
Spr 2014	4	Math	6	3	0.0	10	0.0	1	18	12
Spr 2014	4	Math	7	5	0.0	15	0.1	1	23	12
Spr 2014	4	Math	8	19	0.1	34	0.1	1	27	11
Spr 2014	4	Math	9	30	0.1	64	0.3	1	31	10
Spr 2014	4	Math	10	51	0.2	115	0.5	1	35	10
Spr 2014	4	Math	11	79	0.3	194	0.8	1	39	10

Nebraska State Accountability 2014 Technical Report

Admin	Grade	Content Area	Raw Score	Count	Percent	Cum Count	Cum Percent	Percentile	Scale Score	S.E.
Spr 2014	4	Math	12	109	0.5	303	1.3	1	42	9
Spr 2014	4	Math	13	136	0.6	439	1.9	2	45	9
Spr 2014	4	Math	14	151	0.7	590	2.6	2	48	9
Spr 2014	4	Math	15	178	0.8	768	3.4	3	51	9
Spr 2014	4	Math	16	221	1.0	989	4.3	4	53	9
Spr 2014	4	Math	17	191	0.8	1180	5.2	5	56	8
Spr 2014	4	Math	18	240	1.1	1420	6.2	6	59	8
Spr 2014	4	Math	19	220	1.0	1640	7.2	7	61	8
Spr 2014	4	Math	20	246	1.1	1886	8.3	8	63	8
Spr 2014	4	Math	21	288	1.3	2174	9.5	9	66	8
Spr 2014	4	Math	22	294	1.3	2468	10.8	10	68	8
Spr 2014	4	Math	23	339	1.5	2807	12.3	12	70	8
Spr 2014	4	Math	24	346	1.5	3153	13.8	13	73	8
Spr 2014	4	Math	25	345	1.5	3498	15.3	15	75	8
Spr 2014	4	Math	26	351	1.5	3849	16.9	16	77	8
Spr 2014	4	Math	27	363	1.6	4212	18.4	18	79	8
Spr 2014	4	Math	28	419	1.8	4631	20.3	19	81	8
Spr 2014	4	Math	29	448	2.0	5079	22.2	21	84	8
Spr 2014	4	Math	30	488	2.1	5567	24.4	23	86	8
Spr 2014	4	Math	31	473	2.1	6040	26.5	25	88	8
Spr 2014	4	Math	32	510	2.2	6550	28.7	28	90	8
Spr 2014	4	Math	33	498	2.2	7048	30.9	30	93	8
Spr 2014	4	Math	34	530	2.3	7578	33.2	32	95	8
Spr 2014	4	Math	35	551	2.4	8129	35.6	34	97	8
Spr 2014	4	Math	36	608	2.7	8737	38.3	37	100	8
Spr 2014	4	Math	37	638	2.8	9375	41.1	40	102	8
Spr 2014	4	Math	38	624	2.7	9999	43.8	42	104	8
Spr 2014	4	Math	39	708	3.1	10707	46.9	45	107	9
Spr 2014	4	Math	40	696	3.0	11403	49.9	48	110	9
Spr 2014	4	Math	41	741	3.2	12144	53.2	52	112	9
Spr 2014	4	Math	42	731	3.2	12875	56.4	55	115	9
Spr 2014	4	Math	43	754	3.3	13629	59.7	58	118	9
Spr 2014	4	Math	44	799	3.5	14428	63.2	61	122	10
Spr 2014	4	Math	45	781	3.4	15209	66.6	65	125	10
Spr 2014	4	Math	46	870	3.8	16079	70.4	69	129	10
Spr 2014	4	Math	47	893	3.9	16972	74.3	72	133	11
Spr 2014	4	Math	48	906	4.0	17878	78.3	76	137	11
Spr 2014	4	Math	49	893	3.9	18771	82.2	80	142	12
Spr 2014	4	Math	50	888	3.9	19659	86.1	84	148	13
Spr 2014	4	Math	51	882	3.9	20541	90.0	88	155	15

Nebraska State Accountability 2014 Technical Report

Admin	Grade	Content Area	Raw Score	Count	Percent	Cum Count	Cum Percent	Percentile	Scale Score	S.E.
Spr 2014	4	Math	52	806	3.5	21347	93.5	92	164	17
Spr 2014	4	Math	53	722	3.2	22069	96.7	95	175	20
Spr 2014	4	Math	54	502	2.2	22571	98.9	98	195	28
Spr 2014	4	Math	55	259	1.1	22830	100.0	99	200	51

Grade 5

Admin	Grade	Content Area	Raw Score	Count	Percent	Cum Count	Cum Percent	Percentile	Scale Score	S.E.
Spr 2014	5	Math	0	0	0.0	0	0.0	0	1	53
Spr 2014	5	Math	1	3	0.0	3	0.0	1	1	29
Spr 2014	5	Math	2	1	0.0	4	0.0	1	1	21
Spr 2014	5	Math	3	1	0.0	5	0.0	1	1	17
Spr 2014	5	Math	4	0	0.0	5	0.0	1	1	15
Spr 2014	5	Math	5	3	0.0	8	0.0	1	8	14
Spr 2014	5	Math	6	5	0.0	13	0.1	1	14	13
Spr 2014	5	Math	7	10	0.0	23	0.1	1	20	12
Spr 2014	5	Math	8	14	0.1	37	0.2	1	24	11
Spr 2014	5	Math	9	31	0.1	68	0.3	1	29	11
Spr 2014	5	Math	10	39	0.2	107	0.5	1	33	10
Spr 2014	5	Math	11	67	0.3	174	0.8	1	36	10
Spr 2014	5	Math	12	80	0.4	254	1.1	1	40	10
Spr 2014	5	Math	13	107	0.5	361	1.6	1	43	10
Spr 2014	5	Math	14	147	0.7	508	2.3	2	46	9
Spr 2014	5	Math	15	172	0.8	680	3.0	3	49	9
Spr 2014	5	Math	16	191	0.9	871	3.9	3	52	9
Spr 2014	5	Math	17	202	0.9	1073	4.8	4	55	9
Spr 2014	5	Math	18	232	1.0	1305	5.8	5	57	9
Spr 2014	5	Math	19	269	1.2	1574	7.0	6	60	9
Spr 2014	5	Math	20	292	1.3	1866	8.3	8	62	9
Spr 2014	5	Math	21	304	1.4	2170	9.7	9	65	8
Spr 2014	5	Math	22	342	1.5	2512	11.2	10	67	8
Spr 2014	5	Math	23	344	1.5	2856	12.8	12	70	8
Spr 2014	5	Math	24	371	1.7	3227	14.4	14	72	8
Spr 2014	5	Math	25	381	1.7	3608	16.1	15	74	8
Spr 2014	5	Math	26	413	1.8	4021	18.0	17	77	8
Spr 2014	5	Math	27	415	1.9	4436	19.8	19	79	8
Spr 2014	5	Math	28	443	2.0	4879	21.8	21	82	8
Spr 2014	5	Math	29	494	2.2	5373	24.0	23	84	8
Spr 2014	5	Math	30	507	2.3	5880	26.3	25	86	8
Spr 2014	5	Math	31	511	2.3	6391	28.6	27	89	8

Nebraska State Accountability 2014 Technical Report

Admin	Grade	Content Area	Raw Score	Count	Percent	Cum Count	Cum Percent	Percentile	Scale Score	S.E.
Spr 2014	5	Math	32	562	2.5	6953	31.1	30	91	8
Spr 2014	5	Math	33	554	2.5	7507	33.6	32	93	8
Spr 2014	5	Math	34	596	2.7	8103	36.2	35	96	8
Spr 2014	5	Math	35	635	2.8	8738	39.1	38	98	9
Spr 2014	5	Math	36	642	2.9	9380	42.0	41	101	9
Spr 2014	5	Math	37	670	3.0	10050	45.0	43	104	9
Spr 2014	5	Math	38	723	3.2	10773	48.2	47	106	9
Spr 2014	5	Math	39	675	3.0	11448	51.2	50	109	9
Spr 2014	5	Math	40	755	3.4	12203	54.6	53	112	9
Spr 2014	5	Math	41	728	3.3	12931	57.8	56	115	9
Spr 2014	5	Math	42	750	3.4	13681	61.2	60	118	10
Spr 2014	5	Math	43	782	3.5	14463	64.7	63	121	10
Spr 2014	5	Math	44	842	3.8	15305	68.5	67	125	10
Spr 2014	5	Math	45	742	3.3	16047	71.8	70	129	11
Spr 2014	5	Math	46	805	3.6	16852	75.4	74	133	11
Spr 2014	5	Math	47	778	3.5	17630	78.9	77	137	12
Spr 2014	5	Math	48	784	3.5	18414	82.4	81	142	12
Spr 2014	5	Math	49	751	3.4	19165	85.7	84	147	13
Spr 2014	5	Math	50	749	3.4	19914	89.1	87	154	14
Spr 2014	5	Math	51	710	3.2	20624	92.3	91	161	15
Spr 2014	5	Math	52	590	2.6	21214	94.9	94	170	18
Spr 2014	5	Math	53	586	2.6	21800	97.5	96	183	21
Spr 2014	5	Math	54	363	1.6	22163	99.1	98	200	29
Spr 2014	5	Math	55	193	0.9	22356	100.0	99	200	53

Grade 6

Admin	Grade	Content Area	Raw Score	Count	Percent	Cum Count	Cum Percent	Percentile	Scale Score	S.E.
Spr 2014	6	Math	0	1	0.0	1	0.0	1	1	55
Spr 2014	6	Math	1	3	0.0	4	0.0	1	1	31
Spr 2014	6	Math	2	1	0.0	5	0.0	1	1	22
Spr 2014	6	Math	3	1	0.0	6	0.0	1	1	18
Spr 2014	6	Math	4	2	0.0	8	0.0	1	1	16
Spr 2014	6	Math	5	1	0.0	9	0.0	1	1	14
Spr 2014	6	Math	6	4	0.0	13	0.1	1	6	13
Spr 2014	6	Math	7	9	0.0	22	0.1	1	11	12
Spr 2014	6	Math	8	7	0.0	29	0.1	1	16	12
Spr 2014	6	Math	9	21	0.1	50	0.2	1	20	11
Spr 2014	6	Math	10	45	0.2	95	0.4	1	24	11
Spr 2014	6	Math	11	59	0.3	154	0.7	1	28	10

Nebraska State Accountability 2014 Technical Report

Admin	Grade	Content Area	Raw Score	Count	Percent	Cum Count	Cum Percent	Percentile	Scale Score	S.E.
Spr 2014	6	Math	12	79	0.4	233	1.1	1	32	10
Spr 2014	6	Math	13	113	0.5	346	1.6	1	35	10
Spr 2014	6	Math	14	145	0.7	491	2.2	2	38	10
Spr 2014	6	Math	15	165	0.7	656	3.0	3	41	9
Spr 2014	6	Math	16	209	0.9	865	3.9	3	44	9
Spr 2014	6	Math	17	269	1.2	1134	5.1	5	47	9
Spr 2014	6	Math	18	250	1.1	1384	6.2	6	50	9
Spr 2014	6	Math	19	259	1.2	1643	7.4	7	52	9
Spr 2014	6	Math	20	249	1.1	1892	8.5	8	55	9
Spr 2014	6	Math	21	283	1.3	2175	9.8	9	57	9
Spr 2014	6	Math	22	300	1.4	2475	11.2	10	60	9
Spr 2014	6	Math	23	304	1.4	2779	12.5	12	62	9
Spr 2014	6	Math	24	340	1.5	3119	14.1	13	65	8
Spr 2014	6	Math	25	359	1.6	3478	15.7	15	67	8
Spr 2014	6	Math	26	323	1.5	3801	17.2	16	69	8
Spr 2014	6	Math	27	393	1.8	4194	18.9	18	72	8
Spr 2014	6	Math	28	383	1.7	4577	20.7	20	74	8
Spr 2014	6	Math	29	391	1.8	4968	22.4	22	76	8
Spr 2014	6	Math	30	409	1.8	5377	24.3	23	79	8
Spr 2014	6	Math	31	422	1.9	5799	26.2	25	81	8
Spr 2014	6	Math	32	452	2.0	6251	28.2	27	83	8
Spr 2014	6	Math	33	483	2.2	6734	30.4	29	86	8
Spr 2014	6	Math	34	452	2.0	7186	32.4	31	88	9
Spr 2014	6	Math	35	514	2.3	7700	34.7	34	90	9
Spr 2014	6	Math	36	484	2.2	8184	36.9	36	93	9
Spr 2014	6	Math	37	507	2.3	8691	39.2	38	95	9
Spr 2014	6	Math	38	587	2.6	9278	41.9	41	98	9
Spr 2014	6	Math	39	618	2.8	9896	44.7	43	100	9
Spr 2014	6	Math	40	564	2.5	10460	47.2	46	103	9
Spr 2014	6	Math	41	613	2.8	11073	50.0	49	106	9
Spr 2014	6	Math	42	642	2.9	11715	52.9	51	109	9
Spr 2014	6	Math	43	682	3.1	12397	55.9	54	112	10
Spr 2014	6	Math	44	667	3.0	13064	59.0	57	115	10
Spr 2014	6	Math	45	660	3.0	13724	61.9	60	118	10
Spr 2014	6	Math	46	773	3.5	14497	65.4	64	121	10
Spr 2014	6	Math	47	701	3.2	15198	68.6	67	125	11
Spr 2014	6	Math	48	719	3.2	15917	71.8	70	128	11
Spr 2014	6	Math	49	785	3.5	16702	75.4	74	133	11
Spr 2014	6	Math	50	789	3.6	17491	78.9	77	137	12
Spr 2014	6	Math	51	788	3.6	18279	82.5	81	142	13

Nebraska State Accountability 2014 Technical Report

Admin	Grade	Content Area	Raw Score	Count	Percent	Cum Count	Cum Percent	Percentile	Scale Score	S.E.
Spr 2014	6	Math	52	756	3.4	19035	85.9	84	148	13
Spr 2014	6	Math	53	737	3.3	19772	89.2	88	154	15
Spr 2014	6	Math	54	731	3.3	20503	92.5	91	162	16
Spr 2014	6	Math	55	633	2.9	21136	95.4	94	171	18
Spr 2014	6	Math	56	496	2.2	21632	97.6	96	184	22
Spr 2014	6	Math	57	352	1.6	21984	99.2	98	200	31
Spr 2014	6	Math	58	177	0.8	22161	100.0	99	200	56

Grade 7

Admin	Grade	Content Area	Raw Score	Count	Percent	Cum Count	Cum Percent	Percentile	Scale Score	S.E.
Spr 2014	7	Math	0	0	0.0	0	0.0	0	1	54
Spr 2014	7	Math	1	0	0.0	0	0.0	0	1	30
Spr 2014	7	Math	2	0	0.0	0	0.0	0	1	21
Spr 2014	7	Math	3	0	0.0	0	0.0	0	1	18
Spr 2014	7	Math	4	0	0.0	0	0.0	0	1	15
Spr 2014	7	Math	5	0	0.0	0	0.0	0	5	14
Spr 2014	7	Math	6	2	0.0	2	0.0	1	11	13
Spr 2014	7	Math	7	5	0.0	7	0.0	1	16	12
Spr 2014	7	Math	8	17	0.1	24	0.1	1	21	11
Spr 2014	7	Math	9	25	0.1	49	0.2	1	25	11
Spr 2014	7	Math	10	35	0.2	84	0.4	1	29	10
Spr 2014	7	Math	11	74	0.3	158	0.7	1	32	10
Spr 2014	7	Math	12	93	0.4	251	1.1	1	36	10
Spr 2014	7	Math	13	136	0.6	387	1.8	1	39	10
Spr 2014	7	Math	14	179	0.8	566	2.6	2	42	9
Spr 2014	7	Math	15	211	1.0	777	3.5	3	45	9
Spr 2014	7	Math	16	264	1.2	1041	4.8	4	48	9
Spr 2014	7	Math	17	264	1.2	1305	6.0	5	50	9
Spr 2014	7	Math	18	268	1.2	1573	7.2	7	53	9
Spr 2014	7	Math	19	316	1.4	1889	8.6	8	55	9
Spr 2014	7	Math	20	315	1.4	2204	10.1	9	58	8
Spr 2014	7	Math	21	288	1.3	2492	11.4	11	60	8
Spr 2014	7	Math	22	316	1.4	2808	12.8	12	63	8
Spr 2014	7	Math	23	307	1.4	3115	14.2	14	65	8
Spr 2014	7	Math	24	356	1.6	3471	15.9	15	67	8
Spr 2014	7	Math	25	350	1.6	3821	17.4	17	69	8
Spr 2014	7	Math	26	361	1.6	4182	19.1	18	72	8
Spr 2014	7	Math	27	385	1.8	4567	20.9	20	74	8
Spr 2014	7	Math	28	369	1.7	4936	22.5	22	76	8

Nebraska State Accountability 2014 Technical Report

Admin	Grade	Content Area	Raw Score	Count	Percent	Cum Count	Cum Percent	Percentile	Scale Score	S.E.
Spr 2014	7	Math	29	425	1.9	5361	24.5	24	78	8
Spr 2014	7	Math	30	387	1.8	5748	26.3	25	80	8
Spr 2014	7	Math	31	439	2.0	6187	28.3	27	83	8
Spr 2014	7	Math	32	438	2.0	6625	30.3	29	85	8
Spr 2014	7	Math	33	442	2.0	7067	32.3	31	87	8
Spr 2014	7	Math	34	497	2.3	7564	34.5	33	89	8
Spr 2014	7	Math	35	469	2.1	8033	36.7	36	91	8
Spr 2014	7	Math	36	471	2.2	8504	38.8	38	94	8
Spr 2014	7	Math	37	496	2.3	9000	41.1	40	96	8
Spr 2014	7	Math	38	499	2.3	9499	43.4	42	99	8
Spr 2014	7	Math	39	539	2.5	10038	45.8	45	101	9
Spr 2014	7	Math	40	547	2.5	10585	48.3	47	103	9
Spr 2014	7	Math	41	573	2.6	11158	51.0	50	106	9
Spr 2014	7	Math	42	568	2.6	11726	53.6	52	109	9
Spr 2014	7	Math	43	600	2.7	12326	56.3	55	111	9
Spr 2014	7	Math	44	600	2.7	12926	59.0	58	114	9
Spr 2014	7	Math	45	616	2.8	13542	61.8	60	117	10
Spr 2014	7	Math	46	649	3.0	14191	64.8	63	120	10
Spr 2014	7	Math	47	670	3.1	14861	67.9	66	124	10
Spr 2014	7	Math	48	670	3.1	15531	70.9	69	127	10
Spr 2014	7	Math	49	680	3.1	16211	74.0	72	131	11
Spr 2014	7	Math	50	732	3.3	16943	77.4	76	136	11
Spr 2014	7	Math	51	745	3.4	17688	80.8	79	140	12
Spr 2014	7	Math	52	720	3.3	18408	84.1	82	145	13
Spr 2014	7	Math	53	718	3.3	19126	87.3	86	152	14
Spr 2014	7	Math	54	739	3.4	19865	90.7	89	159	15
Spr 2014	7	Math	55	715	3.3	20580	94.0	92	168	18
Spr 2014	7	Math	56	601	2.7	21181	96.7	95	181	21
Spr 2014	7	Math	57	472	2.2	21653	98.9	98	200	30
Spr 2014	7	Math	58	244	1.1	21897	100.0	99	200	54

Grade 8

Admin	Grade	Content Area	Raw Score	Count	Percent	Cum Count	Cum Percent	Percentile	Scale Score	S.E.
Spr 2014	8	Math	0	1	0.0	1	0.0	1	1	54
Spr 2014	8	Math	1	2	0.0	3	0.0	1	1	30
Spr 2014	8	Math	2	1	0.0	4	0.0	1	1	21
Spr 2014	8	Math	3	0	0.0	4	0.0	1	1	18
Spr 2014	8	Math	4	3	0.0	7	0.0	1	1	15
Spr 2014	8	Math	5	2	0.0	9	0.0	1	1	14

Nebraska State Accountability 2014 Technical Report

Admin	Grade	Content Area	Raw Score	Count	Percent	Cum Count	Cum Percent	Percentile	Scale Score	S.E.
Spr 2014	8	Math	6	2	0.0	11	0.1	1	5	13
Spr 2014	8	Math	7	4	0.0	15	0.1	1	10	12
Spr 2014	8	Math	8	8	0.0	23	0.1	1	15	11
Spr 2014	8	Math	9	22	0.1	45	0.2	1	19	11
Spr 2014	8	Math	10	28	0.1	73	0.3	1	23	11
Spr 2014	8	Math	11	65	0.3	138	0.6	1	27	10
Spr 2014	8	Math	12	83	0.4	221	1.0	1	30	10
Spr 2014	8	Math	13	122	0.6	343	1.6	1	33	10
Spr 2014	8	Math	14	163	0.7	506	2.3	2	37	9
Spr 2014	8	Math	15	189	0.9	695	3.2	3	39	9
Spr 2014	8	Math	16	207	0.9	902	4.1	4	42	9
Spr 2014	8	Math	17	249	1.1	1151	5.3	5	45	9
Spr 2014	8	Math	18	274	1.3	1425	6.5	6	47	9
Spr 2014	8	Math	19	335	1.5	1760	8.1	7	50	9
Spr 2014	8	Math	20	286	1.3	2046	9.4	9	52	8
Spr 2014	8	Math	21	316	1.4	2362	10.8	10	55	8
Spr 2014	8	Math	22	329	1.5	2691	12.3	12	57	8
Spr 2014	8	Math	23	371	1.7	3062	14.0	13	60	8
Spr 2014	8	Math	24	369	1.7	3431	15.7	15	62	8
Spr 2014	8	Math	25	349	1.6	3780	17.3	17	64	8
Spr 2014	8	Math	26	345	1.6	4125	18.9	18	66	8
Spr 2014	8	Math	27	372	1.7	4497	20.6	20	68	8
Spr 2014	8	Math	28	381	1.7	4878	22.4	22	71	8
Spr 2014	8	Math	29	409	1.9	5287	24.3	23	73	8
Spr 2014	8	Math	30	421	1.9	5708	26.2	25	75	8
Spr 2014	8	Math	31	397	1.8	6105	28.0	27	77	8
Spr 2014	8	Math	32	462	2.1	6567	30.1	29	79	8
Spr 2014	8	Math	33	405	1.9	6972	32.0	31	81	8
Spr 2014	8	Math	34	471	2.2	7443	34.1	33	84	8
Spr 2014	8	Math	35	487	2.2	7930	36.4	35	86	8
Spr 2014	8	Math	36	495	2.3	8425	38.7	38	88	8
Spr 2014	8	Math	37	515	2.4	8940	41.0	40	90	8
Spr 2014	8	Math	38	493	2.3	9433	43.3	42	93	8
Spr 2014	8	Math	39	527	2.4	9960	45.7	44	95	8
Spr 2014	8	Math	40	526	2.4	10486	48.1	47	97	8
Spr 2014	8	Math	41	482	2.2	10968	50.3	49	100	9
Spr 2014	8	Math	42	563	2.6	11531	52.9	52	102	9
Spr 2014	8	Math	43	550	2.5	12081	55.4	54	105	9
Spr 2014	8	Math	44	570	2.6	12651	58.0	57	108	9
Spr 2014	8	Math	45	596	2.7	13247	60.8	59	110	9

Nebraska State Accountability 2014 Technical Report

Admin	Grade	Content Area	Raw Score	Count	Percent	Cum Count	Cum Percent	Percentile	Scale Score	S.E.
Spr 2014	8	Math	46	573	2.6	13820	63.4	62	113	9
Spr 2014	8	Math	47	565	2.6	14385	66.0	65	116	10
Spr 2014	8	Math	48	583	2.7	14968	68.7	67	119	10
Spr 2014	8	Math	49	560	2.6	15528	71.2	70	123	10
Spr 2014	8	Math	50	602	2.8	16130	74.0	73	126	10
Spr 2014	8	Math	51	659	3.0	16789	77.0	76	130	11
Spr 2014	8	Math	52	654	3.0	17443	80.0	79	134	11
Spr 2014	8	Math	53	664	3.0	18107	83.1	82	139	12
Spr 2014	8	Math	54	622	2.9	18729	85.9	84	144	13
Spr 2014	8	Math	55	613	2.8	19342	88.7	87	151	14
Spr 2014	8	Math	56	612	2.8	19954	91.5	90	158	15
Spr 2014	8	Math	57	629	2.9	20583	94.4	93	167	18
Spr 2014	8	Math	58	571	2.6	21154	97.1	96	180	21
Spr 2014	8	Math	59	419	1.9	21573	99.0	98	200	30
Spr 2014	8	Math	60	224	1.0	21797	100.0	99	200	54

Grade 11

Admin	Grade	Content Area	Raw Score	Count	Percent	Cum Count	Cum Percent	Percentile	Scale Score	S.E.
Spr 2014	11	Math	0	0	0.0	0	0.0	0	1	66
Spr 2014	11	Math	1	1	0.0	1	0.0	1	1	36
Spr 2014	11	Math	2	2	0.0	3	0.0	1	1	26
Spr 2014	11	Math	3	1	0.0	4	0.0	1	1	22
Spr 2014	11	Math	4	1	0.0	5	0.0	1	1	19
Spr 2014	11	Math	5	1	0.0	6	0.0	1	1	17
Spr 2014	11	Math	6	0	0.0	6	0.0	1	1	16
Spr 2014	11	Math	7	3	0.0	9	0.0	1	1	15
Spr 2014	11	Math	8	7	0.0	16	0.1	1	1	14
Spr 2014	11	Math	9	13	0.1	29	0.1	1	2	13
Spr 2014	11	Math	10	26	0.1	55	0.3	1	7	13
Spr 2014	11	Math	11	39	0.2	94	0.4	1	11	12
Spr 2014	11	Math	12	63	0.3	157	0.7	1	16	12
Spr 2014	11	Math	13	100	0.5	257	1.2	1	19	12
Spr 2014	11	Math	14	151	0.7	408	1.9	2	23	11
Spr 2014	11	Math	15	176	0.8	584	2.8	2	27	11
Spr 2014	11	Math	16	218	1.0	802	3.8	3	30	11
Spr 2014	11	Math	17	298	1.4	1100	5.2	5	33	11
Spr 2014	11	Math	18	291	1.4	1391	6.6	6	36	11
Spr 2014	11	Math	19	305	1.5	1696	8.1	7	39	10
Spr 2014	11	Math	20	347	1.7	2043	9.7	9	42	10

Nebraska State Accountability 2014 Technical Report

Admin	Grade	Content Area	Raw Score	Count	Percent	Cum Count	Cum Percent	Percentile	Scale Score	S.E.
Spr 2014	11	Math	21	388	1.9	2431	11.6	11	45	10
Spr 2014	11	Math	22	406	1.9	2837	13.5	13	48	10
Spr 2014	11	Math	23	393	1.9	3230	15.4	14	51	10
Spr 2014	11	Math	24	385	1.8	3615	17.2	16	54	10
Spr 2014	11	Math	25	357	1.7	3972	18.9	18	56	10
Spr 2014	11	Math	26	359	1.7	4331	20.7	20	59	10
Spr 2014	11	Math	27	394	1.9	4725	22.5	22	62	10
Spr 2014	11	Math	28	432	2.1	5157	24.6	24	64	10
Spr 2014	11	Math	29	376	1.8	5533	26.4	25	67	10
Spr 2014	11	Math	30	368	1.8	5901	28.1	27	70	10
Spr 2014	11	Math	31	405	1.9	6306	30.1	29	72	10
Spr 2014	11	Math	32	415	2.0	6721	32.1	31	75	10
Spr 2014	11	Math	33	417	2.0	7138	34.1	33	78	10
Spr 2014	11	Math	34	450	2.1	7588	36.2	35	80	10
Spr 2014	11	Math	35	414	2.0	8002	38.2	37	83	10
Spr 2014	11	Math	36	473	2.3	8475	40.4	39	86	10
Spr 2014	11	Math	37	428	2.0	8903	42.5	41	88	10
Spr 2014	11	Math	38	454	2.2	9357	44.6	44	91	10
Spr 2014	11	Math	39	465	2.2	9822	46.9	46	94	10
Spr 2014	11	Math	40	466	2.2	10288	49.1	48	97	10
Spr 2014	11	Math	41	494	2.4	10782	51.4	50	100	10
Spr 2014	11	Math	42	504	2.4	11286	53.8	53	103	11
Spr 2014	11	Math	43	495	2.4	11781	56.2	55	106	11
Spr 2014	11	Math	44	552	2.6	12333	58.8	58	109	11
Spr 2014	11	Math	45	504	2.4	12837	61.2	60	113	11
Spr 2014	11	Math	46	552	2.6	13389	63.9	63	116	11
Spr 2014	11	Math	47	553	2.6	13942	66.5	65	120	12
Spr 2014	11	Math	48	591	2.8	14533	69.3	68	124	12
Spr 2014	11	Math	49	586	2.8	15119	72.1	71	128	12
Spr 2014	11	Math	50	574	2.7	15693	74.9	73	132	13
Spr 2014	11	Math	51	573	2.7	16266	77.6	76	137	13
Spr 2014	11	Math	52	612	2.9	16878	80.5	79	142	14
Spr 2014	11	Math	53	595	2.8	17473	83.4	82	148	15
Spr 2014	11	Math	54	623	3.0	18096	86.3	85	154	16
Spr 2014	11	Math	55	611	2.9	18707	89.2	88	162	17
Spr 2014	11	Math	56	630	3.0	19337	92.2	91	171	19
Spr 2014	11	Math	57	568	2.7	19905	95.0	94	182	22
Spr 2014	11	Math	58	528	2.5	20433	97.5	96	197	26
Spr 2014	11	Math	59	372	1.8	20805	99.2	98	200	36
Spr 2014	11	Math	60	158	0.8	20963	100.0	99	200	66

Appendix S: Science Raw-to-Scale Conversion Tables and Distributions of Ability

The charts are simple displays of Scale Score, Raw Score, and percentile rank. The raw score and percentile rank for any Scale Score can be read directly from chart.

The performance levels *Meets Standards* begins at a Scale Score of 85 and *Exceeds Standards* begins at 135. *Below Standards* is a Scale Score of 84 and below.

The table is a traditional table that was used to create the chart. This table would be used to retrieve the Scale Score or percentile rank for a given raw score. It also includes counts and percentages at each score.

Grade 5

Admin	Grade	Content Area	Raw Score	Count	Percent	Cum Count	Cum Percent	Percentile	Scale Score	S.E.
Spr 2014	5	Science	0	0	0.0	0	0.0	0	1	59
Spr 2014	5	Science	1	3	0.0	3	0.0	1	1	33
Spr 2014	5	Science	2	0	0.0	3	0.0	1	1	23
Spr 2014	5	Science	3	0	0.0	3	0.0	1	1	19
Spr 2014	5	Science	4	0	0.0	3	0.0	1	1	17
Spr 2014	5	Science	5	3	0.0	6	0.0	1	1	16
Spr 2014	5	Science	6	2	0.0	8	0.0	1	2	14
Spr 2014	5	Science	7	5	0.0	13	0.1	1	8	14
Spr 2014	5	Science	8	14	0.1	27	0.1	1	14	13
Spr 2014	5	Science	9	17	0.1	44	0.2	1	18	12
Spr 2014	5	Science	10	38	0.2	82	0.4	1	23	12
Spr 2014	5	Science	11	52	0.2	134	0.6	1	27	11
Spr 2014	5	Science	12	91	0.4	225	1.0	1	31	11
Spr 2014	5	Science	13	108	0.5	333	1.5	1	35	11
Spr 2014	5	Science	14	148	0.7	481	2.2	2	38	11
Spr 2014	5	Science	15	171	0.8	652	2.9	3	42	10
Spr 2014	5	Science	16	183	0.8	835	3.7	3	45	10
Spr 2014	5	Science	17	213	1.0	1048	4.7	4	48	10
Spr 2014	5	Science	18	276	1.2	1324	5.9	5	51	10
Spr 2014	5	Science	19	296	1.3	1620	7.2	7	54	10
Spr 2014	5	Science	20	324	1.4	1944	8.7	8	57	10
Spr 2014	5	Science	21	362	1.6	2306	10.3	10	60	10
Spr 2014	5	Science	22	405	1.8	2711	12.1	11	63	10
Spr 2014	5	Science	23	402	1.8	3113	13.9	13	66	10

Nebraska State Accountability 2014 Technical Report

Admin	Grade	Content Area	Raw Score	Count	Percent	Cum Count	Cum Percent	Percentile	Scale Score	S.E.
Spr 2014	5	Science	24	417	1.9	3530	15.8	15	69	10
Spr 2014	5	Science	25	459	2.1	3989	17.8	17	72	10
Spr 2014	5	Science	26	519	2.3	4508	20.2	19	75	10
Spr 2014	5	Science	27	561	2.5	5069	22.7	21	77	10
Spr 2014	5	Science	28	549	2.5	5618	25.1	24	80	10
Spr 2014	5	Science	29	616	2.8	6234	27.9	27	83	10
Spr 2014	5	Science	30	616	2.8	6850	30.6	29	86	10
Spr 2014	5	Science	31	699	3.1	7549	33.8	32	89	10
Spr 2014	5	Science	32	748	3.3	8297	37.1	35	92	10
Spr 2014	5	Science	33	713	3.2	9010	40.3	39	95	10
Spr 2014	5	Science	34	779	3.5	9789	43.8	42	98	10
Spr 2014	5	Science	35	826	3.7	10615	47.5	46	102	10
Spr 2014	5	Science	36	914	4.1	11529	51.6	50	105	11
Spr 2014	5	Science	37	865	3.9	12394	55.4	54	108	11
Spr 2014	5	Science	38	943	4.2	13337	59.7	58	112	11
Spr 2014	5	Science	39	1005	4.5	14342	64.2	62	116	11
Spr 2014	5	Science	40	1002	4.5	15344	68.6	66	120	12
Spr 2014	5	Science	41	986	4.4	16330	73.0	71	125	12
Spr 2014	5	Science	42	989	4.4	17319	77.5	75	129	13
Spr 2014	5	Science	43	956	4.3	18275	81.7	80	135	13
Spr 2014	5	Science	44	920	4.1	19195	85.9	84	141	14
Spr 2014	5	Science	45	823	3.7	20018	89.5	88	148	15
Spr 2014	5	Science	46	787	3.5	20805	93.1	91	156	17
Spr 2014	5	Science	47	641	2.9	21446	95.9	94	166	19
Spr 2014	5	Science	48	531	2.4	21977	98.3	97	180	23
Spr 2014	5	Science	49	274	1.2	22251	99.5	99	200	33
Spr 2014	5	Science	50	105	0.5	22356	100.0	99	200	59

Grade 8

Admin	Grade	Content Area	Raw Score	Count	Percent	Cum Count	Cum Percent	Percentile	Scale Score	S.E.
Spr 2014	8	Science	0	0	0.0	0	0.0	0	1	61
Spr 2014	8	Science	1	0	0.0	0	0.0	0	1	34
Spr 2014	8	Science	2	1	0.0	1	0.0	1	1	24
Spr 2014	8	Science	3	0	0.0	1	0.0	1	1	20
Spr 2014	8	Science	4	0	0.0	1	0.0	1	1	18
Spr 2014	8	Science	5	0	0.0	1	0.0	1	1	16
Spr 2014	8	Science	6	3	0.0	4	0.0	1	1	15
Spr 2014	8	Science	7	2	0.0	6	0.0	1	1	14
Spr 2014	8	Science	8	4	0.0	10	0.0	1	4	13

Nebraska State Accountability 2014 Technical Report

Admin	Grade	Content Area	Raw Score	Count	Percent	Cum Count	Cum Percent	Percentile	Scale Score	S.E.
Spr 2014	8	Science	9	5	0.0	15	0.1	1	9	13
Spr 2014	8	Science	10	9	0.0	24	0.1	1	13	12
Spr 2014	8	Science	11	26	0.1	50	0.2	1	18	12
Spr 2014	8	Science	12	44	0.2	94	0.4	1	22	11
Spr 2014	8	Science	13	48	0.2	142	0.7	1	25	11
Spr 2014	8	Science	14	76	0.3	218	1.0	1	29	11
Spr 2014	8	Science	15	95	0.4	313	1.4	1	32	10
Spr 2014	8	Science	16	125	0.6	438	2.0	2	35	10
Spr 2014	8	Science	17	150	0.7	588	2.7	2	38	10
Spr 2014	8	Science	18	175	0.8	763	3.5	3	41	10
Spr 2014	8	Science	19	222	1.0	985	4.5	4	44	10
Spr 2014	8	Science	20	226	1.0	1211	5.6	5	47	10
Spr 2014	8	Science	21	269	1.2	1480	6.8	6	50	10
Spr 2014	8	Science	22	289	1.3	1769	8.1	7	53	9
Spr 2014	8	Science	23	306	1.4	2075	9.5	9	55	9
Spr 2014	8	Science	24	306	1.4	2381	10.9	10	58	9
Spr 2014	8	Science	25	342	1.6	2723	12.5	12	60	9
Spr 2014	8	Science	26	352	1.6	3075	14.1	13	63	9
Spr 2014	8	Science	27	397	1.8	3472	15.9	15	66	9
Spr 2014	8	Science	28	385	1.8	3857	17.7	17	68	9
Spr 2014	8	Science	29	413	1.9	4270	19.6	19	71	9
Spr 2014	8	Science	30	402	1.8	4672	21.4	21	73	9
Spr 2014	8	Science	31	443	2.0	5115	23.5	22	76	9
Spr 2014	8	Science	32	469	2.2	5584	25.6	25	78	9
Spr 2014	8	Science	33	449	2.1	6033	27.7	27	81	9
Spr 2014	8	Science	34	476	2.2	6509	29.9	29	83	9
Spr 2014	8	Science	35	509	2.3	7018	32.2	31	86	9
Spr 2014	8	Science	36	551	2.5	7569	34.7	33	88	9
Spr 2014	8	Science	37	545	2.5	8114	37.2	36	91	9
Spr 2014	8	Science	38	596	2.7	8710	40.0	39	93	9
Spr 2014	8	Science	39	583	2.7	9293	42.6	41	96	10
Spr 2014	8	Science	40	611	2.8	9904	45.4	44	99	10
Spr 2014	8	Science	41	611	2.8	10515	48.3	47	102	10
Spr 2014	8	Science	42	674	3.1	11189	51.3	50	104	10
Spr 2014	8	Science	43	733	3.4	11922	54.7	53	107	10
Spr 2014	8	Science	44	716	3.3	12638	58.0	56	111	10
Spr 2014	8	Science	45	720	3.3	13358	61.3	60	114	10
Spr 2014	8	Science	46	764	3.5	14122	64.8	63	117	11
Spr 2014	8	Science	47	783	3.6	14905	68.4	67	120	11
Spr 2014	8	Science	48	802	3.7	15707	72.1	70	124	11

Nebraska State Accountability 2014 Technical Report

Admin	Grade	Content Area	Raw Score	Count	Percent	Cum Count	Cum Percent	Percentile	Scale Score	S.E.
Spr 2014	8	Science	49	795	3.6	16502	75.7	74	128	12
Spr 2014	8	Science	50	679	3.1	17181	78.8	77	132	12
Spr 2014	8	Science	51	717	3.3	17898	82.1	80	137	13
Spr 2014	8	Science	52	694	3.2	18592	85.3	84	142	13
Spr 2014	8	Science	53	658	3.0	19250	88.3	87	147	14
Spr 2014	8	Science	54	621	2.8	19871	91.2	90	153	15
Spr 2014	8	Science	55	517	2.4	20388	93.6	92	160	16
Spr 2014	8	Science	56	503	2.3	20891	95.9	95	168	18
Spr 2014	8	Science	57	406	1.9	21297	97.7	97	179	20
Spr 2014	8	Science	58	248	1.1	21545	98.9	98	194	24
Spr 2014	8	Science	59	190	0.9	21735	99.7	99	200	34
Spr 2014	8	Science	60	56	0.3	21791	100.0	99	200	61

Grade 11

Admin	Grade	Content Area	Raw Score	Count	Percent	Cum Count	Cum Percent	Percentile	Scale Score	S.E.
Spr 2014	11	Science	0	0	0.0	0	0.0	0	1	49
Spr 2014	11	Science	1	1	0.0	1	0.0	1	1	27
Spr 2014	11	Science	2	0	0.0	1	0.0	1	1	20
Spr 2014	11	Science	3	0	0.0	1	0.0	1	1	16
Spr 2014	11	Science	4	0	0.0	1	0.0	1	2	14
Spr 2014	11	Science	5	0	0.0	1	0.0	1	9	13
Spr 2014	11	Science	6	1	0.0	2	0.0	1	14	12
Spr 2014	11	Science	7	2	0.0	4	0.0	1	19	11
Spr 2014	11	Science	8	6	0.0	10	0.0	1	24	11
Spr 2014	11	Science	9	8	0.0	18	0.1	1	28	10
Spr 2014	11	Science	10	20	0.1	38	0.2	1	31	10
Spr 2014	11	Science	11	22	0.1	60	0.3	1	35	9
Spr 2014	11	Science	12	39	0.2	99	0.5	1	38	9
Spr 2014	11	Science	13	59	0.3	158	0.8	1	41	9
Spr 2014	11	Science	14	68	0.3	226	1.1	1	43	9
Spr 2014	11	Science	15	110	0.5	336	1.6	1	46	8
Spr 2014	11	Science	16	137	0.7	473	2.3	2	49	8
Spr 2014	11	Science	17	162	0.8	635	3.0	3	51	8
Spr 2014	11	Science	18	160	0.8	795	3.8	3	54	8
Spr 2014	11	Science	19	208	1.0	1003	4.8	4	56	8
Spr 2014	11	Science	20	214	1.0	1217	5.8	5	58	8
Spr 2014	11	Science	21	221	1.1	1438	6.9	6	60	8
Spr 2014	11	Science	22	208	1.0	1646	7.9	7	63	8
Spr 2014	11	Science	23	272	1.3	1918	9.2	9	65	8

Nebraska State Accountability 2014 Technical Report

Admin	Grade	Content Area	Raw Score	Count	Percent	Cum Count	Cum Percent	Percentile	Scale Score	S.E.
Spr 2014	11	Science	24	275	1.3	2193	10.5	10	67	7
Spr 2014	11	Science	25	290	1.4	2483	11.8	11	69	7
Spr 2014	11	Science	26	323	1.5	2806	13.4	13	71	7
Spr 2014	11	Science	27	338	1.6	3144	15.0	14	73	7
Spr 2014	11	Science	28	368	1.8	3512	16.8	16	75	7
Spr 2014	11	Science	29	349	1.7	3861	18.4	18	77	7
Spr 2014	11	Science	30	424	2.0	4285	20.4	19	79	7
Spr 2014	11	Science	31	431	2.1	4716	22.5	21	81	7
Spr 2014	11	Science	32	499	2.4	5215	24.9	24	83	7
Spr 2014	11	Science	33	485	2.3	5700	27.2	26	85	7
Spr 2014	11	Science	34	483	2.3	6183	29.5	28	87	7
Spr 2014	11	Science	35	499	2.4	6682	31.9	31	89	7
Spr 2014	11	Science	36	550	2.6	7232	34.5	33	91	7
Spr 2014	11	Science	37	583	2.8	7815	37.3	36	93	8
Spr 2014	11	Science	38	595	2.8	8410	40.1	39	95	8
Spr 2014	11	Science	39	634	3.0	9044	43.2	42	97	8
Spr 2014	11	Science	40	661	3.2	9705	46.3	45	100	8
Spr 2014	11	Science	41	702	3.4	10407	49.7	48	102	8
Spr 2014	11	Science	42	764	3.6	11171	53.3	51	104	8
Spr 2014	11	Science	43	687	3.3	11858	56.6	55	107	8
Spr 2014	11	Science	44	767	3.7	12625	60.3	58	109	8
Spr 2014	11	Science	45	753	3.6	13378	63.8	62	112	8
Spr 2014	11	Science	46	699	3.3	14077	67.2	66	114	9
Spr 2014	11	Science	47	738	3.5	14815	70.7	69	117	9
Spr 2014	11	Science	48	709	3.4	15524	74.1	72	120	9
Spr 2014	11	Science	49	746	3.6	16270	77.6	76	123	9
Spr 2014	11	Science	50	726	3.5	16996	81.1	79	126	10
Spr 2014	11	Science	51	702	3.4	17698	84.5	83	130	10
Spr 2014	11	Science	52	679	3.2	18377	87.7	86	134	11
Spr 2014	11	Science	53	585	2.8	18962	90.5	89	138	11
Spr 2014	11	Science	54	523	2.5	19485	93.0	92	143	12
Spr 2014	11	Science	55	453	2.2	19938	95.2	94	149	13
Spr 2014	11	Science	56	419	2.0	20357	97.2	96	155	14
Spr 2014	11	Science	57	284	1.4	20641	98.5	98	164	16
Spr 2014	11	Science	58	171	0.8	20812	99.3	99	175	20
Spr 2014	11	Science	59	111	0.5	20923	99.9	99	195	27
Spr 2014	11	Science	60	31	0.1	20954	100.0	99	200	49

Appendix T: Reading Field Test Differential Item Functioning

*AM=American Indian, AS=Asian, BL=African American/Black, HI= Hispanic, MU=Multiple Ethnicities, WH=White

200 student minimum for reporting.

Grade 3 Reading			Gender DIF (REF=M, FOC=F)		Ethnicity DIF (REF=WH,FOC=BL)		Ethnicity DIF (REF=WH,FOC=HI)		Ethnicity DIF (REF=WH,FOC=AM)		Ethnicity DIF (REF=WH, FOC=AS)		Ethnicity DIF (REF=WH, FOC=MU)	
Type	Item ID	N	NFoc	Code	NFoc	Code	NFoc	Code	NFoc	Code	NFoc	Code	NFoc	Code
FT	687480	4336	2133	A-	294	A+	688	A+	55		109		187	
FT	687481	4336	2133	A+	294	A-	688	A+	55		109		187	
FT	687482	4336	2133	A+	294	A-	688	A-	55		109		187	
FT	687483	4336	2133	A-	294	A-	688	A+	55		109		187	
FT	687484	4336	2133	A+	294	A-	688	A+	55		109		187	
FT	687485	4336	2133	A-	294	A-	688	A-	55		109		187	
FT	687486	4336	2133	A+	294	A-	688	A-	55		109		187	
FT	687487	4336	2133	A-	294	A-	688	A-	55		109		187	
FT	687489	4336	2133	B-	294	A-	688	A-	55		109		187	
FT	687490	4336	2133	A+	294	A-	688	A+	55		109		187	
FT	687491	3913	1949	A+	293	A-	654	A+	49		80		152	
FT	687492	3913	1949	A+	293	A-	654	A-	49		80		152	
FT	687493	3913	1949	A-	293	B-	654	A-	49		80		152	
FT	687494	3913	1949	A+	293	A-	654	A-	49		80		152	
FT	687495	3913	1949	A-	293	A-	654	A-	49		80		152	
FT	687496	3913	1949	A+	293	A-	654	A-	49		80		152	
FT	687499	3913	1949	A+	293	A-	654	A+	49		80		152	
FT	687500	3913	1949	A-	293	A-	654	A-	49		80		152	
FT	687501	3913	1949	A+	293	A-	654	A-	49		80		152	
FT	687502	3913	1949	A+	293	A-	654	A+	49		80		152	
FT	687503	4029	1960	A-	298	A-	633	A-	47		78		124	
FT	687504	4029	1960	A+	298	A-	633	A-	47		78		124	

Grade 3 Reading			Gender DIF (REF=M, FOC=F)		Ethnicity DIF (REF=WH,FOC=BL)		Ethnicity DIF (REF=WH,FOC=HI)		Ethnicity DIF (REF=WH,FOC=AM)		Ethnicity DIF (REF=WH, FOC=AS)		Ethnicity DIF (REF=WH, FOC=MU)	
Type	Item ID	N	NFoc	Code	NFoc	Code	NFoc	Code	NFoc	Code	NFoc	Code	NFoc	Code
FT	687505	4029	1960	A+	298	A+	633	A-	47		78		124	
FT	687508	4029	1960	A-	298	A-	633	A+	47		78		124	
FT	687509	4029	1960	A-	298	A-	633	A-	47		78		124	
FT	687510	4029	1960	A+	298	A-	633	A-	47		78		124	
FT	687511	4029	1960	A+	298	A+	633	A-	47		78		124	
FT	687512	4029	1960	A-	298	A-	633	A-	47		78		124	
FT	687513	4029	1960	A-	298	A+	633	A-	47		78		124	
FT	687514	4029	1960	A+	298	A-	633	A-	47		78		124	
FT	687515	4273	2094	A+	275	A-	724	A+	60		96		148	
FT	687517	4273	2094	A+	275	A-	724	A-	60		96		148	
FT	687518	4273	2094	A+	275	A-	724	A-	60		96		148	
FT	687519	4273	2094	A+	275	A-	724	A-	60		96		148	
FT	687520	4273	2094	A+	275	A+	724	A+	60		96		148	
FT	687521	4273	2094	A-	275	A-	724	A-	60		96		148	
FT	687522	4273	2094	A-	275	B-	724	B-	60		96		148	
FT	687523	4273	2094	A-	275	A-	724	A+	60		96		148	
FT	687525	4273	2094	A-	275	A-	724	A+	60		96		148	
FT	687526	4273	2094	A-	275	A-	724	A+	60		96		148	
FT	687527	5972	2815	A+	431	A-	1281	C-	78		181		226	A-
FT	687528	5972	2815	A-	431	A-	1281	A+	78		181		226	A-
FT	687529	5972	2815	A+	431	A-	1281	A-	78		181		226	A-
FT	687530	5972	2815	A+	431	A+	1281	A+	78		181		226	A+
FT	687531	5972	2815	A-	431	A+	1281	A+	78		181		226	A-
FT	687532	5972	2815	A+	431	A-	1281	A-	78		181		226	A-
FT	687533	5972	2815	A-	431	A-	1281	A-	78		181		226	A-
FT	687534	5972	2815	A+	431	A+	1281	A+	78		181		226	A+
FT	687535	5972	2815	A-	431	A-	1281	A-	78		181		226	A-
FT	687536	5972	2815	A+	431	B-	1281	A-	78		181		226	A-

Grade 4 Reading			Gender DIF (REF=M, FOC=F)		Ethnicity DIF (REF=WH, FOC=BL)		Ethnicity DIF (REF=WH, FOC=HI)		Ethnicity DIF (REF=WH, FOC=AM)		Ethnicity DIF (REF=WH, FOC=AS)		Ethnicity DIF (REF=WH, FOC=MU)	
Type	Item ID	N	NFoc	Code	NFoc	Code	NFoc	Code	NFoc	Code	NFoc	Code	NFoc	Code
FT	687538	6232	2876	A-	433	A-	1265	A-	90		177		217	A-
FT	687539	6232	2876	A+	433	A-	1265	A-	90		177		217	A+
FT	687540	6232	2876	A+	433	A-	1265	A-	90		177		217	A+
FT	687541	6232	2876	A-	433	A-	1265	A-	90		177		217	A-
FT	687543	6232	2876	A-	433	A+	1265	B-	90		177		217	A+
FT	687544	6232	2876	A-	433	A-	1265	A-	90		177		217	A+
FT	687545	6232	2876	A+	433	A+	1265	A+	90		177		217	A+
FT	687546	6232	2876	A+	433	A+	1265	A+	90		177		217	A+
FT	687547	6232	2876	A+	433	A-	1265	A+	90		177		217	A+
FT	687548	6232	2876	A+	433	A-	1265	A-	90		177		217	A+
FT	687549	4258	2104	A-	266	A+	659	A+	76		91		160	
FT	687550	4258	2104	A-	266	A-	659	A-	76		91		160	
FT	687551	4258	2104	A+	266	A+	659	A+	76		91		160	
FT	687553	4258	2104	A-	266	A-	659	A-	76		91		160	
FT	687554	4258	2104	A-	266	A-	659	B-	76		91		160	
FT	687555	4258	2104	A-	266	A-	659	A-	76		91		160	
FT	687556	4258	2104	C-	266	A-	659	A-	76		91		160	
FT	687558	4258	2104	A-	266	B-	659	B-	76		91		160	
FT	687559	4258	2104	A-	266	A-	659	A-	76		91		160	
FT	687560	4258	2104	A+	266	A+	659	A+	76		91		160	
FT	687561	3992	2052	A-	251	A-	664	A-	53		77		136	
FT	687562	3992	2052	A-	251	A+	664	A-	53		77		136	
FT	687563	3992	2052	A-	251	A+	664	A+	53		77		136	
FT	687564	3992	2052	A-	251	A-	664	A+	53		77		136	
FT	687565	3992	2052	A-	251	A-	664	A-	53		77		136	
FT	687566	3992	2052	B-	251	A-	664	A-	53		77		136	
FT	687567	3992	2052	A-	251	A-	664	A+	53		77		136	

Grade 4 Reading			Gender DIF (REF=M, FOC=F)		Ethnicity DIF (REF=WH, FOC=BL)		Ethnicity DIF (REF=WH, FOC=HI)		Ethnicity DIF (REF=WH, FOC=AM)		Ethnicity DIF (REF=WH, FOC=AS)		Ethnicity DIF (REF=WH, FOC=MU)	
Type	Item ID	N	NFoc	Code	NFoc	Code	NFoc	Code	NFoc	Code	NFoc	Code	NFoc	Code
FT	687568	3992	2052	A-	251	A-	664	A+	53		77		136	
FT	687570	3992	2052	A-	251	A-	664	A-	53		77		136	
FT	687571	3992	2052	A-	251	A-	664	A-	53		77		136	
FT	687861	4088	2063	A-	268	A-	698	A-	48		92		121	
FT	687862	4088	2063	A+	268	A-	698	A-	48		92		121	
FT	687863	4088	2063	A-	268	A-	698	A+	48		92		121	
FT	687864	4088	2063	A-	268	A-	698	A-	48		92		121	
FT	687865	4088	2063	A-	268	A-	698	A+	48		92		121	
FT	687866	4088	2063	A-	268	A-	698	A+	48		92		121	
FT	687867	4088	2063	A+	268	A+	698	A-	48		92		121	
FT	687868	4088	2063	A-	268	A-	698	A-	48		92		121	
FT	687870	4088	2063	A-	268	A-	698	A+	48		92		121	
FT	687871	4088	2063	C-	268	A-	698	A-	48		92		121	
FT	687872	4158	2033	A+	275	A-	710	A-	58		89		148	
FT	687874	4158	2033	A-	275	A-	710	A+	58		89		148	
FT	687876	4158	2033	A+	275	A-	710	A+	58		89		148	
FT	687877	4158	2033	A+	275	B-	710	A-	58		89		148	
FT	687878	4158	2033	A+	275	A-	710	A-	58		89		148	
FT	687879	4158	2033	A+	275	A-	710	A+	58		89		148	
FT	687880	4158	2033	A+	275	A+	710	A-	58		89		148	
FT	687881	4158	2033	A+	275	B-	710	A-	58		89		148	
FT	687882	4158	2033	A+	275	A-	710	A-	58		89		148	
FT	687883	4158	2033	A-	275	A-	710	B-	58		89		148	

Grade 5 Reading			Gender DIF (REF=M, FOC=F)		Ethnicity DIF (REF=WH,FOC=BL)		Ethnicity DIF (REF=WH,FOC=HI)		Ethnicity DIF (REF=WH, FOC=AM)		Ethnicity DIF (REF=WH, FOC=AS)		Ethnicity DIF (REF=WH,FOC=MU)	
Type	Item ID	N	NFoc	Code	NFoc	Code	NFoc	Code	NFoc	Code	NFoc	Code	NFoc	Code
FT	687572	3943	1889	A+	236	A-	655	A-	47		76		148	
FT	687574	3943	1889	A-	236	A-	655	A-	47		76		148	
FT	687575	3943	1889	A-	236	A-	655	A-	47		76		148	
FT	687576	3943	1889	A-	236	A+	655	A-	47		76		148	
FT	687577	3943	1889	A+	236	A-	655	A+	47		76		148	
FT	687578	3943	1889	A-	236	B-	655	B-	47		76		148	
FT	687579	3943	1889	A-	236	A-	655	A-	47		76		148	
FT	687580	3943	1889	A-	236	A-	655	A-	47		76		148	
FT	687581	3943	1889	A-	236	A-	655	A-	47		76		148	
FT	687582	3943	1889	A-	236	B-	655	A-	47		76		148	
FT	687584	4263	2118	A+	279	A-	738	A-	49		98		126	
FT	687585	4263	2118	A-	279	A+	738	A+	49		98		126	
FT	687586	4263	2118	A+	279	B-	738	A-	49		98		126	
FT	687587	4263	2118	A+	279	A-	738	A-	49		98		126	
FT	687590	4263	2118	A+	279	A+	738	A+	49		98		126	
FT	687591	4263	2118	A-	279	B-	738	A-	49		98		126	
FT	687592	4263	2118	A+	279	A-	738	A-	49		98		126	
FT	687593	4263	2118	A+	279	C-	738	B-	49		98		126	
FT	687594	4263	2118	A-	279	B-	738	A-	49		98		126	
FT	687595	4263	2118	A+	279	B-	738	A-	49		98		126	
FT	687596	3899	1955	A-	216	A-	670	A-	72		76		131	
FT	687597	3899	1955	A+	216	A-	670	A-	72		76		131	
FT	687598	3899	1955	A+	216	A+	670	A+	72		76		131	
FT	687599	3899	1955	A+	216	A-	670	A+	72		76		131	
FT	687600	3899	1955	A+	216	A-	670	A+	72		76		131	
FT	687601	3899	1955	A+	216	A-	670	A+	72		76		131	
FT	687602	3899	1955	A-	216	C-	670	B-	72		76		131	
FT	687603	3899	1955	A-	216	A-	670	A-	72		76		131	

Nebraska State Accountability 2014 Technical Report

Grade 5 Reading			Gender DIF (REF=M, FOC=F)		Ethnicity DIF (REF=WH,FOC=BL)		Ethnicity DIF (REF=WH,FOC=HI)		Ethnicity DIF (REF=WH, FOC=AM)		Ethnicity DIF (REF=WH, FOC=AS)		Ethnicity DIF (REF=WH,FOC=MU)	
Type	Item ID	N	NFoc	Code	NFoc	Code	NFoc	Code	NFoc	Code	NFoc	Code	NFoc	Code
FT	687606	3899	1955	A-	216	B-	670	A-	72		76		131	
FT	687607	3899	1955	A+	216	A+	670	A+	72		76		131	
FT	687609	4415	2171	A+	247	A+	760	A+	66		107		167	
FT	687610	4415	2171	A+	247	A+	760	A+	66		107		167	
FT	687611	4415	2171	A-	247	A-	760	A-	66		107		167	
FT	687612	4415	2171	A+	247	A+	760	A+	66		107		167	
FT	687614	4415	2171	A+	247	A+	760	A+	66		107		167	
FT	687615	4415	2171	A+	247	A-	760	A-	66		107		167	
FT	687616	4415	2171	A+	247	A-	760	A-	66		107		167	
FT	687617	4415	2171	A-	247	A-	760	B-	66		107		167	
FT	687618	4415	2171	A-	247	A-	760	A-	66		107		167	
FT	687619	4415	2171	A-	247	A-	760	A-	66		107		167	
FT	687620	5768	2689	A+	478	A-	1109	A-	81		156		205	A+
FT	687621	5768	2689	A+	478	A-	1109	A+	81		156		205	A+
FT	687622	5768	2689	A+	478	A-	1109	A-	81		156		205	A-
FT	687624	5768	2689	A+	478	A-	1109	A-	81		156		205	A-
FT	687625	5768	2689	A+	478	A-	1109	B-	81		156		205	A+
FT	687626	5768	2689	A+	478	A-	1109	A-	81		156		205	A-
FT	687627	5768	2689	A+	478	A+	1109	A+	81		156		205	A+
FT	687628	5768	2689	A+	478	A-	1109	A-	81		156		205	A+
FT	687630	5768	2689	A-	478	B-	1109	A-	81		156		205	A-
FT	687631	5768	2689	A-	478	A-	1109	A+	81		156		205	A+

Grade 6 Reading			Gender DIF (REF=M, FOC=F)		Ethnicity DIF (REF=WH, FOC=BL)		Ethnicity DIF (REF=WH, FOC=HI)		Ethnicity DIF (REF=WH, FOC=AM)		Ethnicity DIF (REF=WH, FOC=AS)		Ethnicity DIF (REF=WH, FOC=MU)	
Type	Item ID	N	NFoc	Code	NFoc	Code	NFoc	Code	NFoc	Code	NFoc	Code	NFoc	Code
FT	687632	3622	1769	A-	219	A+	607	A-	49		70		110	
FT	687633	3622	1769	B+	219	B-	607	B-	49		70		110	
FT	687634	3622	1769	A+	219	A-	607	A-	49		70		110	
FT	687635	3622	1769	A+	219	B-	607	A-	49		70		110	
FT	687636	3622	1769	A+	219	A-	607	A-	49		70		110	
FT	687637	3622	1769	A+	219	A+	607	A+	49		70		110	
FT	687638	3622	1769	A+	219	A-	607	A-	49		70		110	
FT	687639	3622	1769	A+	219	A-	607	A+	49		70		110	
FT	687641	3622	1769	A-	219	A-	607	A-	49		70		110	
FT	687642	3622	1769	A+	219	A-	607	A+	49		70		110	
FT	687643	4066	2010	A+	258	A-	679	A-	51		88		155	
FT	687644	4066	2010	A+	258	A-	679	A-	51		88		155	
FT	687645	4066	2010	A-	258	A-	679	A-	51		88		155	
FT	687646	4066	2010	A+	258	A-	679	A+	51		88		155	
FT	687647	4066	2010	A+	258	A-	679	A-	51		88		155	
FT	687648	4066	2010	A-	258	B-	679	A-	51		88		155	
FT	687649	4066	2010	A+	258	A-	679	B-	51		88		155	
FT	687650	4066	2010	A-	258	A-	679	A-	51		88		155	
FT	687651	4066	2010	A-	258	B-	679	C-	51		88		155	
FT	687652	4066	2010	A+	258	A-	679	A-	51		88		155	
FT	687653	4634	2351	A-	279	B-	799	A-	68		88		150	
FT	687654	4634	2351	B+	279	A-	799	A+	68		88		150	
FT	687655	4634	2351	A-	279	B-	799	B-	68		88		150	
FT	687656	4634	2351	A+	279	B-	799	A-	68		88		150	
FT	687657	4634	2351	A-	279	B-	799	A-	68		88		150	
FT	687658	4634	2351	A+	279	A-	799	A-	68		88		150	
FT	687659	4634	2351	A-	279	A-	799	A+	68		88		150	
FT	687660	4634	2351	A-	279	B-	799	C-	68		88		150	

Grade 6 Reading			Gender DIF (REF=M, FOC=F)		Ethnicity DIF (REF=WH, FOC=BL)		Ethnicity DIF (REF=WH, FOC=HI)		Ethnicity DIF (REF=WH, FOC=AM)		Ethnicity DIF (REF=WH, FOC=AS)		Ethnicity DIF (REF=WH, FOC=MU)	
Type	Item ID	N	NFoc	Code	NFoc	Code	NFoc	Code	NFoc	Code	NFoc	Code	NFoc	Code
FT	687661	4634	2351	A-	279	A-	799	A-	68		88		150	
FT	687662	4634	2351	A+	279	A+	799	A-	68		88		150	
FT	687663	4154	2080	A+	237	A-	702	B-	44		77		124	
FT	687664	4154	2080	A-	237	A+	702	A+	44		77		124	
FT	687665	4154	2080	A-	237	A+	702	A+	44		77		124	
FT	687666	4154	2080	A+	237	A-	702	A+	44		77		124	
FT	687667	4154	2080	A+	237	A+	702	A+	44		77		124	
FT	687668	4154	2080	A-	237	A-	702	A-	44		77		124	
FT	687669	4154	2080	A-	237	A+	702	A+	44		77		124	
FT	687670	4154	2080	A+	237	A-	702	A-	44		77		124	
FT	687671	4154	2080	A-	237	A+	702	A-	44		77		124	
FT	687672	4154	2080	A-	237	A-	702	A+	44		77		124	
FT	687673	5603	2668	A+	389	A-	1087	A-	89		161		201	A-
FT	687674	5603	2668	A-	389	A-	1087	A-	89		161		201	A+
FT	687675	5603	2668	A+	389	A-	1087	A-	89		161		201	A+
FT	687676	5603	2668	A-	389	A-	1087	A-	89		161		201	A-
FT	687677	5603	2668	A+	389	A-	1087	A+	89		161		201	A-
FT	687678	5603	2668	A-	389	A-	1087	A-	89		161		201	A+
FT	687679	5603	2668	A+	389	A-	1087	A-	89		161		201	A+
FT	687680	5603	2668	A-	389	A-	1087	A-	89		161		201	A+
FT	687681	5603	2668	A-	389	A-	1087	A-	89		161		201	A+
FT	687682	5603	2668	A-	389	A-	1087	A-	89		161		201	A+

Grade 7 Reading			Gender DIF (REF=M,FOC=F)		Ethnicity DIF (REF=WH,FOC=BL)		Ethnicity DIF (REF=WH,FOC=HI)		Ethnicity DIF (REF=WH, FOC=AM)		Ethnicity DIF (REF=WH,FOC=AS)		Ethnicity DIF (REF=WH,FOC=MU)	
Type	Item ID	N	NFoc	Code	NFoc	Code	NFoc	Code	NFoc	Code	NFoc	Code	NFoc	Code
FT	687683	4023	2013	A+	269	A-	668	A-	73		89		118	
FT	687684	4023	2013	B+	269	A-	668	A+	73		89		118	

Grade 7 Reading			Gender DIF (REF=M,FOC=F)		Ethnicity DIF (REF=WH,FOC=BL)		Ethnicity DIF (REF=WH,FOC=HI)		Ethnicity DIF (REF=WH, FOC=AM)		Ethnicity DIF (REF=WH,FOC=AS)		Ethnicity DIF (REF=WH,FOC=MU)	
Type	Item ID	N	NFoc	Code	NFoc	Code	NFoc	Code	NFoc	Code	NFoc	Code	NFoc	Code
FT	687685	4023	2013	A-	269	A-	668	A+	73		89		118	
FT	687686	4023	2013	A+	269	A-	668	A-	73		89		118	
FT	687687	4023	2013	A-	269	A-	668	A+	73		89		118	
FT	687688	4023	2013	A+	269	A-	668	A-	73		89		118	
FT	687689	4023	2013	A+	269	A+	668	A-	73		89		118	
FT	687690	4023	2013	A+	269	A-	668	A-	73		89		118	
FT	687691	4023	2013	A-	269	A+	668	A-	73		89		118	
FT	687692	4023	2013	A-	269	A-	668	A-	73		89		118	
FT	687694	4781	2239	A+	361	B-	828	A-	93		152		161	
FT	687695	4781	2239	A+	361	A-	828	A-	93		152		161	
FT	687696	4781	2239	A-	361	A-	828	A-	93		152		161	
FT	687698	4781	2239	A+	361	A-	828	A-	93		152		161	
FT	687700	4781	2239	A-	361	A-	828	A-	93		152		161	
FT	687701	4781	2239	A-	361	A-	828	A-	93		152		161	
FT	687702	4781	2239	C-	361	B-	828	A-	93		152		161	
FT	687704	4781	2239	A+	361	A+	828	A+	93		152		161	
FT	687705	4781	2239	C-	361	C-	828	C-	93		152		161	
FT	687706	4781	2239	A-	361	A-	828	A-	93		152		161	
FT	687707	4627	2296	A+	298	A-	755	A+	64		84		133	
FT	687708	4627	2296	A-	298	B-	755	B-	64		84		133	
FT	687709	4627	2296	A+	298	B-	755	A-	64		84		133	
FT	687710	4627	2296	C-	298	A-	755	B-	64		84		133	
FT	687711	4627	2296	A+	298	A-	755	A+	64		84		133	
FT	687712	4627	2296	A-	298	A-	755	A-	64		84		133	
FT	687713	4627	2296	A+	298	C-	755	A-	64		84		133	
FT	687714	4627	2296	A-	298	A-	755	A-	64		84		133	
FT	687715	4627	2296	A+	298	A-	755	A+	64		84		133	
FT	687718	4627	2296	A+	298	A-	755	A+	64		84		133	

Grade 7 Reading			Gender DIF (REF=M,FOC=F)		Ethnicity DIF (REF=WH,FOC=BL)		Ethnicity DIF (REF=WH,FOC=HI)		Ethnicity DIF (REF=WH, FOC=AM)		Ethnicity DIF (REF=WH,FOC=AS)		Ethnicity DIF (REF=WH,FOC=MU)	
Type	Item ID	N	NFoc	Code	NFoc	Code	NFoc	Code	NFoc	Code	NFoc	Code	NFoc	Code
FT	687720	4049	1967	A+	255	A-	655	B-	59		83		116	
FT	687721	4049	1967	A+	255	A-	655	A-	59		83		116	
FT	687722	4049	1967	A+	255	A-	655	A-	59		83		116	
FT	687723	4049	1967	C+	255	A-	655	A-	59		83		116	
FT	687724	4049	1967	A+	255	B-	655	B-	59		83		116	
FT	687725	4049	1967	A+	255	A-	655	A-	59		83		116	
FT	687726	4049	1967	B+	255	B-	655	A-	59		83		116	
FT	687727	4049	1967	B+	255	A-	655	A-	59		83		116	
FT	687728	4049	1967	A-	255	A-	655	A-	59		83		116	
FT	687729	4049	1967	A+	255	A+	655	A-	59		83		116	
FT	687731	4326	2210	A-	281	B-	727	A-	57		74		132	
FT	687732	4326	2210	A+	281	A-	727	A-	57		74		132	
FT	687733	4326	2210	A+	281	B-	727	A-	57		74		132	
FT	687734	4326	2210	A+	281	B-	727	A-	57		74		132	
FT	687735	4326	2210	B+	281	B-	727	A-	57		74		132	
FT	687736	4326	2210	A+	281	A-	727	A+	57		74		132	
FT	687737	4326	2210	A+	281	A-	727	A+	57		74		132	
FT	687738	4326	2210	A+	281	A-	727	A-	57		74		132	
FT	687739	4326	2210	B+	281	A-	727	A-	57		74		132	
FT	687741	4326	2210	A+	281	A+	727	A-	57		74		132	

Grade 8 Reading			Gender DIF (REF=M, FOC=F)		Ethnicity DIF (REF=WH, FOC=BL)		Ethnicity DIF (REF=WH, FOC=HI)		Ethnicity DIF (REF=WH, FOC=AM)		Ethnicity DIF (REF=WH, FOC=AS)		Ethnicity DIF (REF=WH, FOC=MU)	
Type	Item ID	N	NFoc	Code	NFoc	Code	NFoc	Code	NFoc	Code	NFoc	Code	NFoc	Code
FT	687743	4005	1969	A+	259	A-	666	A-	50		71		101	
FT	687745	4005	1969	A+	259	B-	666	A-	50		71		101	
FT	687746	4005	1969	A+	259	A-	666	A+	50		71		101	
FT	687747	4005	1969	A+	259	A-	666	A+	50		71		101	

Grade 8 Reading			Gender DIF (REF=M, FOC=F)		Ethnicity DIF (REF=WH, FOC=BL)		Ethnicity DIF (REF=WH, FOC=HI)		Ethnicity DIF (REF=WH, FOC=AM)		Ethnicity DIF (REF=WH, FOC=AS)		Ethnicity DIF (REF=WH, FOC=MU)	
Type	Item ID	N	NFoc	Code	NFoc	Code	NFoc	Code	NFoc	Code	NFoc	Code	NFoc	Code
FT	687748	4005	1969	A+	259	A-	666	A+	50		71		101	
FT	687749	4005	1969	A+	259	A+	666	A+	50		71		101	
FT	687750	4005	1969	A+	259	A-	666	A+	50		71		101	
FT	687751	4005	1969	A-	259	A-	666	A+	50		71		101	
FT	687752	4005	1969	A+	259	A+	666	A-	50		71		101	
FT	687753	4005	1969	A-	259	A-	666	A-	50		71		101	
FT	687754	4171	2025	A-	273	A-	692	A-	59		79		145	
FT	687755	4171	2025	A+	273	A-	692	A-	59		79		145	
FT	687757	4171	2025	A+	273	B-	692	B-	59		79		145	
FT	687758	4171	2025	B-	273	B-	692	A-	59		79		145	
FT	687759	4171	2025	A+	273	C-	692	A-	59		79		145	
FT	687760	4171	2025	A-	273	C-	692	A-	59		79		145	
FT	687761	4171	2025	A+	273	A-	692	A+	59		79		145	
FT	687762	4171	2025	A+	273	A-	692	A+	59		79		145	
FT	687763	4171	2025	A-	273	A-	692	A-	59		79		145	
FT	687764	4171	2025	A+	273	B-	692	A-	59		79		145	
FT	687765	4241	2083	A+	279	A-	692	A-	60		59		139	
FT	687766	4241	2083	B+	279	A-	692	A-	60		59		139	
FT	687767	4241	2083	A+	279	A-	692	A-	60		59		139	
FT	687768	4241	2083	A+	279	A-	692	A+	60		59		139	
FT	687769	4241	2083	A+	279	B-	692	A-	60		59		139	
FT	687770	4241	2083	A+	279	A-	692	A-	60		59		139	
FT	687771	4241	2083	B+	279	B-	692	A-	60		59		139	
FT	687772	4241	2083	A-	279	B-	692	B-	60		59		139	
FT	687773	4241	2083	A+	279	B-	692	B-	60		59		139	
FT	687774	4241	2083	A+	279	B-	692	B-	60		59		139	
FT	687775	5172	2417	A-	369	A-	913	A-	82		148		165	
FT	687776	5172	2417	A+	369	A+	913	A-	82		148		165	

Grade 8 Reading			Gender DIF (REF=M, FOC=F)		Ethnicity DIF (REF=WH, FOC=BL)		Ethnicity DIF (REF=WH, FOC=HI)		Ethnicity DIF (REF=WH, FOC=AM)		Ethnicity DIF (REF=WH, FOC=AS)		Ethnicity DIF (REF=WH, FOC=MU)	
Type	Item ID	N	NFoc	Code	NFoc	Code	NFoc	Code	NFoc	Code	NFoc	Code	NFoc	Code
FT	687777	5172	2417	A+	369	A-	913	A-	82		148		165	
FT	687778	5172	2417	A+	369	B-	913	A-	82		148		165	
FT	687779	5172	2417	A-	369	A-	913	A+	82		148		165	
FT	687782	5172	2417	A+	369	A+	913	A-	82		148		165	
FT	687783	5172	2417	A+	369	B-	913	A+	82		148		165	
FT	687784	5172	2417	A-	369	B-	913	B-	82		148		165	
FT	687785	5172	2417	A+	369	A-	913	A+	82		148		165	
FT	687786	5172	2417	A-	369	A-	913	A-	82		148		165	
FT	687789	4102	2047	A+	243	C-	648	B-	41		81		125	
FT	687790	4102	2047	A+	243	A+	648	A+	41		81		125	
FT	687792	4102	2047	A+	243	B-	648	A-	41		81		125	
FT	687793	4102	2047	A+	243	B-	648	A-	41		81		125	
FT	687794	4102	2047	A-	243	A+	648	A+	41		81		125	
FT	687795	4102	2047	A+	243	A-	648	A-	41		81		125	
FT	687796	4102	2047	A+	243	B-	648	B-	41		81		125	
FT	687798	4102	2047	A+	243	C-	648	B-	41		81		125	
FT	687800	4102	2047	B+	243	B-	648	A+	41		81		125	
FT	687801	4102	2047	A+	243	A-	648	A+	41		81		125	

Grade 11 Reading			Gender DIF (REF=M, FOC=F)		Ethnicity DIF (REF=WH, FOC=BL)		Ethnicity DIF (REF=WH, FOC=HI)		Ethnicity DIF (REF=WH, FOC=AM)		Ethnicity DIF (REF=WH, FOC=AS)		Ethnicity DIF (REF=WH, FOC=MU)	
Type	Item ID	N	NFoc	Code	NFoc	Code	NFoc	Code	NFoc	Code	NFoc	Code	NFoc	Code
FT	687802	4172	2050	A+	261	A-	595	A-	46		86		136	
FT	687803	4172	2050	B+	261	B-	595	A-	46		86		136	
FT	687804	4172	2050	A+	261	A-	595	A-	46		86		136	
FT	687805	4172	2050	A+	261	A-	595	A-	46		86		136	
FT	687806	4172	2050	A+	261	A-	595	A+	46		86		136	
FT	687807	4172	2050	A+	261	A-	595	A-	46		86		136	

Grade 11 Reading			Gender DIF (REF=M, FOC=F)		Ethnicity DIF (REF=WH, FOC=BL)		Ethnicity DIF (REF=WH, FOC=HI)		Ethnicity DIF (REF=WH, FOC=AM)		Ethnicity DIF (REF=WH, FOC=AS)		Ethnicity DIF (REF=WH, FOC=MU)	
Type	Item ID	N	NFoc	Code	NFoc	Code	NFoc	Code	NFoc	Code	NFoc	Code	NFoc	Code
FT	687808	4172	2050	B+	261	B-	595	A-	46		86		136	
FT	687809	4172	2050	A+	261	A-	595	A-	46		86		136	
FT	687810	4172	2050	A+	261	B-	595	A-	46		86		136	
FT	687812	4172	2050	A-	261	A-	595	A-	46		86		136	
FT	687814	4022	1980	A+	236	B-	564	A-	38		81		123	
FT	687815	4022	1980	A+	236	A+	564	A+	38		81		123	
FT	687816	4022	1980	A+	236	A-	564	A+	38		81		123	
FT	687818	4022	1980	B+	236	B-	564	A-	38		81		123	
FT	687819	4022	1980	A+	236	A-	564	A-	38		81		123	
FT	687820	4022	1980	A+	236	A-	564	A-	38		81		123	
FT	687821	4022	1980	B+	236	A-	564	A-	38		81		123	
FT	687822	4022	1980	A+	236	A-	564	A+	38		81		123	
FT	687823	4022	1980	A+	236	A+	564	A-	38		81		123	
FT	687824	4022	1980	A+	236	A+	564	A-	38		81		123	
FT	687825	4851	2304	A+	301	B-	816	A-	52		132		147	
FT	687826	4851	2304	A-	301	A-	816	A-	52		132		147	
FT	687827	4851	2304	A+	301	A-	816	A-	52		132		147	
FT	687828	4851	2304	A+	301	B-	816	B-	52		132		147	
FT	687830	4851	2304	A+	301	B-	816	A-	52		132		147	
FT	687831	4851	2304	A+	301	A-	816	A+	52		132		147	
FT	687832	4851	2304	A+	301	B-	816	A-	52		132		147	
FT	687834	4851	2304	A+	301	C-	816	B-	52		132		147	
FT	687835	4851	2304	A-	301	A-	816	A-	52		132		147	
FT	687836	4851	2304	A+	301	B-	816	A-	52		132		147	
FT	687837	3958	1936	A-	250	A+	615	A+	54		85		123	
FT	687838	3958	1936	A-	250	B-	615	A-	54		85		123	
FT	687839	3958	1936	A+	250	A-	615	B-	54		85		123	
FT	687840	3958	1936	A+	250	A-	615	A-	54		85		123	

Grade 11 Reading			Gender DIF (REF=M, FOC=F)		Ethnicity DIF (REF=WH, FOC=BL)		Ethnicity DIF (REF=WH, FOC=HI)		Ethnicity DIF (REF=WH, FOC=AM)		Ethnicity DIF (REF=WH, FOC=AS)		Ethnicity DIF (REF=WH, FOC=MU)	
Type	Item ID	N	NFoc	Code	NFoc	Code	NFoc	Code	NFoc	Code	NFoc	Code	NFoc	Code
FT	687841	3958	1936	A-	250	B-	615	A-	54		85		123	
FT	687842	3958	1936	A+	250	A-	615	A-	54		85		123	
FT	687844	3958	1936	A+	250	A-	615	A-	54		85		123	
FT	687845	3958	1936	A-	250	A-	615	A-	54		85		123	
FT	687847	3958	1936	A+	250	C-	615	B-	54		85		123	
FT	687848	3958	1936	A+	250	B-	615	A-	54		85		123	
FT	687850	3967	1976	A+	211	A-	642	A-	50		104		104	
FT	687851	3967	1976	A+	211	A-	642	A-	50		104		104	
FT	687852	3967	1976	A-	211	A-	642	A-	50		104		104	
FT	687853	3967	1976	A-	211	A-	642	A+	50		104		104	
FT	687854	3967	1976	A-	211	C-	642	C-	50		104		104	
FT	687856	3967	1976	C-	211	A-	642	A+	50		104		104	
FT	687857	3967	1976	A-	211	A-	642	A-	50		104		104	
FT	687858	3967	1976	A-	211	A-	642	B-	50		104		104	
FT	687859	3967	1976	A-	211	A+	642	A+	50		104		104	
FT	687860	3967	1976	A-	211	A-	642	A-	50		104		104	

Appendix U: Mathematics Field Test Differential Item Functioning

*M=Male, F=Female, AM=American Indian, AS=Asian, BL=African American/Black, HI= Hispanic, MU=Multiple Ethnicities, WH=White
200 student minimum for reporting

Grade 3 Mathematics			Gender DIF (REF=M,FOC=F)		Ethnicity DIF (REF=WH,FOC=BL)		Ethnicity DIF (REF=WH,FOC=HI)		Ethnicity DIF (REF=WH,FOC=AM)		Ethnicity DIF (REF=WH,FOC=AS)		Ethnicity DIF (REF=WH,FOC=MU)	
Type	Item ID	N	NFoc	Code	NFoc	Code	NFoc	Code	NFoc	Code	NFoc	Code	NFoc	Code
FT	689743	4363	2150	A-	302	A-	760	A-	57		97		167	
FT	689744	5972	2707	A+	457	A-	1285	A-	68		206	A-	241	B-
FT	689746	3631	1790	A-	257	A-	568	A-	42		80		156	
FT	689747	3636	1805	A-	239	C-	589	A-	44		68		139	
FT	689748	5896	2774	A+	418	A+	1240	A-	66		181		244	A+
FT	689749	4649	2297	A+	322	B-	738	A-	66		82		170	
FT	689750	5696	2624	A-	450	B-	1238	B-	85		196		218	B-
FT	689751	4351	2183	B-	286	A-	758	A-	58		102		148	
FT	689752	4400	2157	A-	318	A-	736	A+	66		88		170	
FT	689753	4097	2027	B+	287	A-	679	A-	50		98		169	
FT	689754	4035	1956	A+	273	A+	673	A-	45		93		137	
FT	689755	3624	1805	A-	246	C-	605	C-	49		71		127	
FT	689756	3727	1857	A-	263	C-	609	A-	50		91		128	
FT	689757	4125	2057	A+	271	A-	674	A+	63		90		155	
FT	689759	4201	2039	A-	292	B-	680	A-	51		97		144	
FT	689762	4484	2229	A-	307	A+	701	A-	56		101		152	
FT	689763	6023	2807	A+	459	A-	1289	A-	73		198		220	A+
FT	689764	4150	2109	A-	279	A+	695	A+	68		98		171	
FT	689765	4180	2080	A+	289	A+	688	A+	52		92		137	
FT	689766	4605	2238	A+	289	A+	744	A+	50		90		169	
FT	689767	4193	2012	A+	245	A-	699	A+	50		100		142	
FT	689768	4185	2053	A+	307	A+	724	A+	53		92		148	
FT	689769	5747	2707	A+	456	A-	1232	A+	58		183		227	A+
FT	689772	4121	2022	A+	288	C-	703	A-	52		84		157	
FT	689773	5773	2628	A+	432	A-	1245	A-	58		189		219	A-

Grade 3 Mathematics			Gender DIF (REF=M,FOC=F)		Ethnicity DIF (REF=WH,FOC=BL)		Ethnicity DIF (REF=WH,FOC=HI)		Ethnicity DIF (REF=WH,FOC=AM)		Ethnicity DIF (REF=WH,FOC=AS)		Ethnicity DIF (REF=WH,FOC=MU)	
Type	Item ID	N	NFoc	Code	NFoc	Code	NFoc	Code	NFoc	Code	NFoc	Code	NFoc	Code
FT	689774	3936	1932	A+	288	B-	635	A+	51		89		124	
FT	689775	4276	2113	A-	298	A-	701	A-	56		96		157	
FT	689776	4537	2202	A+	290	A-	759	A+	65		93		156	
FT	689777	3904	1932	A+	282	A-	663	A-	51		98		160	
FT	689778	5718	2674	A+	431	A-	1221	A+	70		189		234	A-
FT	689780	6264	2943	A-	451	B-	1304	A-	69		196		261	A-
FT	689781	3999	1949	A-	272	A-	615	A-	51		90		142	
FT	689782	4043	1960	A-	300	A-	712	A-	51		100		146	
FT	689783	4330	2167	A-	307	A-	720	A-	57		87		146	
FT	689784	4122	2008	A-	272	A+	717	A+	61		100		136	
FT	689785	5845	2738	A+	438	A-	1282	A-	79		198		228	A-
FT	689787	4249	2065	A+	281	B-	705	A-	60		95		168	
FT	689789	3935	1980	A+	282	A-	643	A-	49		86		121	
FT	689790	4354	2157	A+	308	A-	746	A-	45		96		135	
FT	689791	4194	2110	A+	289	A-	698	A-	58		101		152	
FT	689792	4247	2095	A+	299	A+	680	A+	58		83		154	
FT	689793	4162	2047	B+	288	B-	717	A+	58		82		160	
FT	689794	4116	2054	A+	297	A-	672	A-	48		94		159	
FT	689795	4312	2110	A-	297	B-	714	A-	56		108		124	
FT	689796	4048	2020	A+	305	A-	666	A-	46		93		149	
FT	689797	4677	2341	A+	331	A-	788	A+	64		99		160	
FT	689798	4261	2079	A-	307	C-	694	A-	67		90		171	
FT	689799	6004	2804	A+	430	A-	1291	A-	78		223	A-	247	A-
FT	689800	4624	2322	A-	314	B-	704	A-	72		111		166	
FT	689801	4092	1984	A+	286	A+	676	A+	40		96		154	

Grade 4 Mathematics			Gender DIF (REF=M, FOC=F)		Ethnicity DIF (REF=WH, FOC=BL)		Ethnicity DIF (REF=WH, FOC=HI)		Ethnicity DIF (REF=WH, FOC=AM)		Ethnicity DIF (REF=WH, FOC=AS)		Ethnicity DIF (REF=WH, FOC=MU)	
Type	Item ID	N	NFoc	Code	NFoc	Code	NFoc	Code	NFoc	Code	NFoc	Code	NFoc	Code
FT	689802	4385	2113	A+	268	A-	758	A-	55		103		151	
FT	689803	3952	2005	A-	245	A+	650	A-	54		87		154	
FT	689804	3951	1927	A-	254	A+	625	A-	49		87		122	
FT	689807	6025	2829	A-	437	A-	1317	A-	98		192		204	A-
FT	689809	5644	2628	A-	416	A+	1252	A-	85		185		182	
FT	689811	4225	2156	A+	282	A-	678	A-	47		96		160	
FT	689812	3746	1853	B+	244	A-	580	A+	59		79		126	
FT	689814	4090	2004	A-	241	A-	687	A-	61		81		109	
FT	689815	4664	2293	A-	287	A-	732	A-	68		91		174	
FT	689816	4005	2020	A-	263	A+	662	A+	67		86		123	
FT	689818	3828	1887	A+	252	B-	613	A-	67		90		125	
FT	689819	4437	2236	A-	271	A-	731	A-	58		99		147	
FT	689820	4377	2166	A-	246	C-	694	A-	71		85		170	
FT	689821	3846	1942	A+	246	A+	622	A+	57		81		125	
FT	689822	6050	2816	A-	421	C-	1313	A-	80		203	B-	201	A-
FT	689823	6039	2793	A+	447	A-	1296	A-	93		207	A-	222	A-
FT	689824	6060	2812	A+	450	B-	1300	A-	94		189		221	A-
FT	689825	3726	1886	A+	231	A-	601	A-	60		79		126	
FT	689826	3785	1899	A-	251	A-	628	A-	55		93		106	
FT	689827	6025	2788	A-	444	A-	1312	A-	101		205	A-	200	B-
FT	689828	4463	2244	A+	278	A+	757	A+	60		88		161	
FT	689829	4896	2431	A-	305	A-	779	A-	75		122		167	
FT	689830	4189	2097	A+	263	A-	682	A+	66		79		154	
FT	689831	4548	2255	A+	286	A-	772	A+	53		80		158	
FT	689832	3744	1860	A-	237	A+	609	A+	53		81		133	
FT	689833	5639	2666	A-	431	A-	1248	A-	81		184		187	
FT	689834	5992	2865	A-	444	A-	1307	A-	85		204	A-	211	A-

Grade 4 Mathematics			Gender DIF (REF=M, FOC=F)		Ethnicity DIF (REF=WH, FOC=BL)		Ethnicity DIF (REF=WH, FOC=HI)		Ethnicity DIF (REF=WH, FOC=AM)		Ethnicity DIF (REF=WH, FOC=AS)		Ethnicity DIF (REF=WH, FOC=MU)	
Type	Item ID	N	NFoc	Code	NFoc	Code	NFoc	Code	NFoc	Code	NFoc	Code	NFoc	Code
FT	689835	4303	2124	A+	249	A-	702	A-	52		98		143	
FT	689836	4401	2169	A-	272	A-	700	A+	64		94		169	
FT	689837	4620	2295	B-	294	B-	739	A-	60		88		148	
FT	689838	3726	1845	A-	224	A-	599	A-	52		88		119	
FT	689840	4476	2265	A-	274	B-	784	A-	55		102		138	
FT	689841	3999	2011	A-	257	A-	689	A+	73		76		144	
FT	689842	4371	2148	A+	284	A-	693	A+	56		79		146	
FT	689843	4260	2073	A-	276	B-	693	A-	49		96		157	
FT	689844	4449	2168	A-	287	A-	700	A-	53		105		151	
FT	689845	4336	2165	A-	276	A-	738	A-	54		93		135	
FT	689848	4244	2121	A-	287	A-	683	A-	60		89		152	
FT	689849	4168	2063	A+	245	B-	649	A-	61		99		155	
FT	689850	4512	2208	A+	261	A-	732	A-	81		87		176	
FT	689852	4470	2232	A+	268	A-	786	A+	68		93		158	
FT	689854	3885	1940	A-	243	A+	630	A-	56		88		125	
FT	689855	4099	2032	B+	273	B-	694	B+	51		86		141	
FT	689856	4318	2118	A+	265	A-	719	A-	54		101		138	
FT	689857	6050	2784	A+	454	A-	1253	A-	90		200	A-	207	A+
FT	689858	4202	2124	A+	278	A+	652	B+	60		91		120	
FT	689859	4516	2262	A-	282	B-	745	A-	56		101		176	
FT	689860	4223	2107	A+	244	A-	696	A-	60		88		152	
FT	689861	4446	2225	A-	284	B-	747	A-	52		108		148	
FT	692376	5850	2785	A-	453	A-	1277	A-	81		194		173	

Grade 5 Mathematics			Gender DIF (REF=M,FOC=F)		Ethnicity DIF (REF=WH,FOC=BL)		Ethnicity DIF (REF=WH,FOC=HI)		Ethnicity DIF (REF=WH,FOC=AM)		Ethnicity DIF (REF=WH, FOC=AS)		Ethnicity DIF (REF=WH, FOC=MU)	
Type	Item ID	N	NFoc	Code	NFoc	Code	NFoc	Code	NFoc	Code	NFoc	Code	NFoc	Code
FT	689864	4770	2358	A+	286	A-	797	A-	63		96		161	
FT	689865	4174	2042	A-	256	A-	734	A+	52		101		146	
FT	689866	4174	2099	A+	229	A+	737	A+	47		88		134	
FT	689867	4284	2154	A+	261	C-	687	A-	55		112		153	
FT	689868	4302	2091	A-	264	A-	725	A-	67		90		141	
FT	689869	4293	2128	A-	260	A-	726	A+	63		81		130	
FT	689870	4254	2103	A-	233	A-	753	A-	61		101		142	
FT	689873	4346	2139	A+	276	A+	752	A+	58		103		149	
FT	689874	5950	2725	A-	454	A-	1187	A-	94		171		191	
FT	689875	3844	1875	A-	223	A-	652	A-	56		76		121	
FT	689876	4259	2042	A-	265	A+	757	A+	53		94		142	
FT	689877	3780	1806	A+	231	A-	601	A-	59		85		129	
FT	689878	4441	2138	A+	243	A+	775	A+	58		109		149	
FT	689879	4552	2237	A-	283	A-	755	A-	58		104		154	
FT	689880	4343	2179	A-	276	B-	745	B-	67		99		143	
FT	689881	4130	2041	A-	255	A-	681	A-	56		97		151	
FT	689883	3921	1931	A+	250	A-	670	C-	59		88		136	
FT	689884	5196	2433	A+	437	A+	1056	A+	81		156		157	
FT	689885	4239	2091	A-	256	A+	736	A+	64		93		161	
FT	689887	4389	2157	A-	258	A-	720	A+	63		102		155	
FT	689888	4429	2229	A-	250	A-	742	A-	58		84		150	
FT	689889	4199	2044	A-	257	A-	677	A-	63		89		156	
FT	689890	3743	1874	A+	224	A-	643	A+	46		88		165	
FT	689891	4095	2047	A-	236	C-	676	A-	56		85		145	
FT	689893	5395	2479	A+	406	A+	1097	A+	79		163		183	
FT	689895	3769	1861	A+	224	A+	656	A-	56		71		138	
FT	689896	4238	2072	A-	256	B-	706	A-	57		117		155	

Grade 5 Mathematics			Gender DIF (REF=M,FOC=F)		Ethnicity DIF (REF=WH,FOC=BL)		Ethnicity DIF (REF=WH,FOC=HI)		Ethnicity DIF (REF=WH,FOC=AM)		Ethnicity DIF (REF=WH, FOC=AS)		Ethnicity DIF (REF=WH, FOC=MU)	
Type	Item ID	N	NFoc	Code	NFoc	Code	NFoc	Code	NFoc	Code	NFoc	Code	NFoc	Code
FT	689897	5427	2480	A-	432	A-	1149	A-	88		160		191	
FT	689898	4357	2171	A+	263	A-	733	A-	52		95		173	
FT	689899	3874	1884	A-	241	A+	642	A-	48		91		125	
FT	689900	4593	2264	A+	286	C-	735	A-	67		103		174	
FT	689903	4360	2171	A-	263	A-	725	A-	52		90		158	
FT	689909	4038	1994	A+	250	A-	712	A+	53		77		139	
FT	689910	5368	2421	A-	435	B-	1077	A-	81		162		175	
FT	689911	3868	1916	A-	240	A-	644	A+	51		80		150	
FT	689912	5631	2602	A-	469	A-	1176	A-	78		164		181	
FT	689913	5819	2731	A-	480	B-	1153	B-	80		171		189	
FT	689915	4106	2038	A-	241	B-	685	A-	47		100		156	
FT	689917	4069	2014	A+	253	A-	708	A-	65		81		143	
FT	689918	5716	2680	A-	454	A-	1170	B-	80		155		203	A-
FT	689919	4183	2096	B+	267	A-	704	A+	55		99		151	
FT	689921	4331	2175	A+	262	A-	680	A-	55		92		168	
FT	689924	4246	2056	A-	243	A-	724	A-	56		81		168	
FT	689925	3664	1793	A-	223	A+	609	A-	53		76		139	
FT	689926	4324	2073	A+	268	B-	752	B-	67		106		170	
FT	689929	4138	2016	A+	256	A-	694	A+	53		105		128	
FT	689930	4468	2171	A-	272	A-	744	A-	72		82		135	
FT	689931	5716	2658	A+	465	A-	1161	A+	105		169		205	A+
FT	689932	5488	2567	A-	447	A-	1151	A-	83		163		171	
FT	689933	4157	2059	A+	246	A-	709	A+	60		85		141	

Grade 6 Mathematics			Gender DIF (REF=M,FOC=F)		Ethnicity DIF (REF=WH,FOC=BL)		Ethnicity DIF (REF=WH,FOC=HI)		Ethnicity DIF (REF=WH,FOC=AM)		Ethnicity DIF (REF=WH,FOC=AS)		Ethnicity DIF (REF=WH,FOC=MU)	
Type	Item ID	N	NFoc	Code	NFoc	Code	NFoc	Code	NFoc	Code	NFoc	Code	NFoc	Code
FT	689934	3694	1869	A+	214	A+	610	A+	49		71		129	
FT	689935	3914	2003	A-	242	B-	636	A-	51		75		130	
FT	689936	5177	2443	A-	375	A-	1051	A+	82		174		177	
FT	689937	5650	2639	A-	398	A-	1111	A-	72		173		190	
FT	689938	4159	2077	A+	254	A-	692	A+	53		94		144	
FT	689940	5364	2523	A+	419	A+	1055	A-	75		159		199	
FT	689941	4126	2130	A-	244	B-	718	C-	59		77		138	
FT	689942	3741	1867	A+	250	A-	654	A+	53		71		122	
FT	689944	4346	2120	C-	265	B-	743	C-	57		96		146	
FT	689946	5392	2580	A+	396	A+	1048	A+	95		168		199	
FT	689947	4168	2095	B-	240	B-	656	B-	69		84		125	
FT	689948	4337	2206	B-	246	B-	725	A-	67		87		138	
FT	689949	4384	2197	A+	282	A-	741	A+	48		102		120	
FT	689950	3655	1830	A+	224	A-	624	A-	43		72		113	
FT	689951	5696	2655	A+	434	A+	1089	A+	80		163		193	
FT	689953	3835	1933	A+	210	A+	646	A-	48		90		137	
FT	689954	5266	2494	A+	364	A-	1072	A-	80		155		189	
FT	689955	3675	1816	A-	228	A-	630	A-	32		84		131	
FT	689956	4257	2144	A-	255	A-	709	A-	56		91		129	
FT	689957	3816	1942	A-	217	A-	639	A-	55		78		131	
FT	689958	4507	2221	A-	281	A-	762	A-	62		87		152	
FT	689959	5413	2518	A-	387	A+	1079	A-	78		159		187	
FT	689960	4418	2190	A-	257	B-	775	A-	53		88		149	
FT	689961	4009	2008	A+	260	A-	676	A+	55		90		116	
FT	689962	4337	2141	A+	246	A-	727	A-	65		84		144	
FT	689963	4184	2111	A+	253	A+	740	A-	50		82		145	
FT	689964	4209	2083	A-	240	A-	704	A-	49		99		123	
FT	689967	4377	2181	A-	283	A+	726	A+	63		92		137	

Grade 6 Mathematics			Gender DIF (REF=M,FOC=F)		Ethnicity DIF (REF=WH,FOC=BL)		Ethnicity DIF (REF=WH,FOC=HI)		Ethnicity DIF (REF=WH,FOC=AM)		Ethnicity DIF (REF=WH,FOC=AS)		Ethnicity DIF (REF=WH,FOC=MU)	
Type	Item ID	N	NFoc	Code	NFoc	Code	NFoc	Code	NFoc	Code	NFoc	Code	NFoc	Code
FT	689968	4436	2260	A-	249	B-	740	A-	77		95		125	
FT	689970	4394	2208	A+	260	A-	774	A+	45		93		149	
FT	689971	4533	2222	A-	298	A-	778	A-	53		98		152	
FT	689972	4452	2195	A+	253	A+	781	A-	58		83		156	
FT	689973	3766	1867	A-	225	C-	611	A-	48		66		118	
FT	689974	3709	1881	A-	228	B-	636	B-	44		74		129	
FT	689975	4069	2015	A-	241	A-	684	A-	59		87		139	
FT	689976	4042	2061	A+	225	A+	698	A+	45		78		138	
FT	689977	4345	2163	A+	259	A+	708	A+	55		86		153	
FT	689979	4339	2182	A-	239	B-	740	B-	56		84		137	
FT	689980	3839	1904	A+	240	A-	653	A-	64		72		132	
FT	689981	4696	2359	A+	291	A+	807	A+	42		108		146	
FT	689982	4678	2290	A+	265	A-	772	A+	70		97		150	
FT	689983	4124	2070	A+	212	A-	721	A+	49		84		141	
FT	689984	4227	2111	A-	248	B-	762	B-	53		90		159	
FT	689985	5330	2423	A+	394	A-	1121	A-	75		168		182	
FT	689987	5383	2549	A+	379	A+	1080	A-	90		158		181	
FT	689988	5866	2780	A-	432	A-	1140	A+	90		182		203	A-
FT	689990	4536	2262	A+	269	A-	750	A+	64		83		153	
FT	689991	4163	2053	A+	235	A+	702	A+	52		93		137	
FT	689992	4358	2192	A+	245	A-	731	A-	61		104		147	
FT	689993	4139	2082	A+	249	B-	688	B-	56		92		130	

Grade 7 Mathematics			Gender DIF (REF=M,FOC=F)		Ethnicity DIF (REF=WH,FOC=BL)		Ethnicity DIF (REF=WH,FOC=HI)		Ethnicity DIF (REF=WH,FOC=AM)		Ethnicity DIF (REF=WH,FOC=AS)		Ethnicity DIF (REF=WH,FOC=MU)	
Type	Item ID	N	NFoc	Code	NFoc	Code	NFoc	Code	NFoc	Code	NFoc	Code	NFoc	Code
FT	689994	4368	2178	A+	273	B-	725	A+	72		96		136	
FT	689996	3999	1995	A-	274	A-	643	A-	64		88		121	
FT	689997	3636	1812	A-	245	A-	570	A-	60		69		99	
FT	689998	4214	2154	A+	270	A+	694	A-	69		92		125	
FT	689999	4364	2146	A+	285	A-	732	A-	63		82		139	
FT	690000	4437	2230	A+	285	B-	743	A-	57		93		121	
FT	690001	4552	2319	A+	300	A-	735	A-	82		94		122	
FT	690002	3911	1952	A-	250	A-	622	A-	63		83		119	
FT	690003	3927	1940	A-	264	C-	615	A-	50		91		119	
FT	690004	4426	2205	A+	293	A-	725	A+	75		76		129	
FT	690005	5021	2374	A+	361	A-	912	A-	110		136		178	
FT	690006	4091	2062	A+	277	A+	649	A+	60		86		112	
FT	690008	4759	2244	A+	343	A-	866	A-	80		154		164	
FT	690009	4079	2071	A+	268	A-	677	A-	73		85		130	
FT	690010	4504	2242	A-	317	A-	724	A+	73		91		130	
FT	690011	3666	1778	A+	230	A-	585	A-	65		69		105	
FT	690012	4600	2253	A-	305	A+	778	A-	72		105		147	
FT	690013	5666	2662	A-	406	A-	972	A+	97		183		204	A+
FT	690014	5632	2641	A+	409	A+	1041	A-	97		157		190	
FT	690015	4211	2082	A+	271	A-	709	A+	43		93		128	
FT	690016	4481	2267	A+	281	A-	752	A-	72		93		135	
FT	690018	3735	1824	A+	236	A+	656	A-	55		77		108	
FT	690019	3866	1944	A-	258	A-	634	A+	49		84		114	
FT	690021	4201	2110	A-	272	A-	669	A-	68		81		130	
FT	690022	4380	2155	A-	266	A-	740	A-	70		95		120	
FT	690023	3892	1970	A-	272	A-	699	A-	52		89		104	
FT	690024	3643	1822	A-	234	A-	621	A-	54		71		98	
FT	690025	4146	2044	A+	257	A-	691	A-	81		85		117	

Grade 7 Mathematics			Gender DIF (REF=M,FOC=F)		Ethnicity DIF (REF=WH,FOC=BL)		Ethnicity DIF (REF=WH,FOC=HI)		Ethnicity DIF (REF=WH,FOC=AM)		Ethnicity DIF (REF=WH,FOC=AS)		Ethnicity DIF (REF=WH,FOC=MU)	
Type	Item ID	N	NFoc	Code	NFoc	Code	NFoc	Code	NFoc	Code	NFoc	Code	NFoc	Code
FT	690027	3976	2010	A+	275	A+	664	A+	46		78		128	
FT	690028	3679	1869	A+	223	A-	609	A-	58		75		119	
FT	690029	4991	2307	A+	377	A-	855	A-	87		153		170	
FT	690030	4286	2167	A-	262	A-	708	A-	65		74		116	
FT	690031	4802	2384	A-	305	A-	794	A+	69		106		146	
FT	690032	4473	2198	A-	270	A-	731	A-	66		89		114	
FT	690033	3667	1783	A+	238	A-	585	A-	65		79		121	
FT	690034	5149	2372	A+	391	A-	909	A-	90		156		166	
FT	690035	4103	2075	A+	250	A-	653	A-	67		88		139	
FT	690036	5508	2612	A+	423	A+	987	A-	99		169		181	
FT	690037	4618	2242	B+	303	B-	785	A-	74		96		140	
FT	690040	5492	2636	A-	416	A+	1002	A-	92		173		171	
FT	690041	4522	2261	A+	289	A+	706	A-	76		104		125	
FT	690042	3857	1915	A+	250	A-	651	A-	57		73		121	
FT	690043	4413	2214	A+	282	A+	771	A+	59		85		118	
FT	690044	4199	2079	B+	285	A+	722	A+	70		84		106	
FT	690045	4241	2098	A-	299	B-	743	A-	57		74		110	
FT	690047	3584	1759	A+	225	A-	602	A-	50		67		97	
FT	690049	4168	2073	A+	287	A+	635	A+	56		90		116	
FT	690050	5102	2419	A+	367	A+	913	A-	84		159		165	
FT	690051	4476	2184	A+	302	A+	730	A-	60		89		138	
FT	690053	5202	2452	A-	394	A-	921	A-	87		151		169	

Grade 8 Mathematics			Gender DIF (REF=M,FOC=F)		Ethnicity DIF (REF=WH,FOC=BL)		Ethnicity DIF (REF=WH,FOC=HI)		Ethnicity DIF (REF=WH,FOC=AM)		Ethnicity DIF (REF=WH,FOC=AS)		Ethnicity DIF (REF=WH,FOC=MU)	
Type	Item ID	N	NFoc	Code	NFoc	Code	NFoc	Code	NFoc	Code	NFoc	Code	NFoc	Code
FT	690054	4782	2233	A+	351	A-	911	A+	73		127		164	
FT	690055	4765	2393	A+	306	A-	805	A-	51		86		147	
FT	690056	4128	2018	A+	248	A-	660	A-	49		80		138	
FT	690057	4875	2280	A+	329	A-	902	A-	70		135		162	
FT	690058	4148	2011	A+	264	A-	643	A-	52		100		143	
FT	690059	5036	2371	A-	375	A+	963	A+	73		126		161	
FT	690060	4103	1985	A+	262	A-	654	A+	53		80		129	
FT	690061	4594	2301	A+	286	A-	751	A-	59		86		144	
FT	690062	4386	2194	A+	271	A-	710	A+	49		88		128	
FT	690063	4009	1975	A+	261	A-	644	A-	65		71		118	
FT	690065	4060	1971	A-	283	A-	640	A-	57		82		134	
FT	690067	3996	1952	A-	253	A-	681	A-	53		75		119	
FT	690068	4064	2027	B+	269	A-	671	A-	50		76		122	
FT	690069	4036	1954	A-	255	B-	653	A-	61		74		121	
FT	690070	4211	2110	A-	273	A-	678	A-	54		84		121	
FT	690071	4113	2027	A-	276	A+	675	A-	51		90		134	
FT	690072	4080	1984	A-	281	A-	621	A-	55		89		126	
FT	690073	4655	2233	A-	299	A-	739	A-	62		103		126	
FT	690074	3844	1866	A+	255	A-	645	A-	48		76		101	
FT	690075	5208	2450	A+	382	A-	959	A+	76		126		160	
FT	690076	3977	1992	A-	253	A-	614	A-	55		85		132	
FT	690077	3988	2010	A+	251	A-	670	A+	42		82		110	
FT	690079	4660	2172	A+	326	A+	878	A+	67		125		133	
FT	690080	3686	1836	A+	211	B-	600	A+	52		62		118	
FT	690081	4703	2281	A-	301	A-	771	A-	64		81		160	
FT	690082	4131	2051	A-	275	A+	661	A+	60		77		138	
FT	690083	4149	2037	A+	276	A+	657	A-	52		72		126	
FT	690084	4504	2251	A+	263	A-	739	A+	72		93		131	

Grade 8 Mathematics			Gender DIF (REF=M,FOC=F)		Ethnicity DIF (REF=WH,FOC=BL)		Ethnicity DIF (REF=WH,FOC=HI)		Ethnicity DIF (REF=WH,FOC=AM)		Ethnicity DIF (REF=WH,FOC=AS)		Ethnicity DIF (REF=WH,FOC=MU)	
Type	Item ID	N	NFoc	Code	NFoc	Code	NFoc	Code	NFoc	Code	NFoc	Code	NFoc	Code
FT	690085	4753	2311	A-	334	A-	772	A-	64		84		141	
FT	690086	4364	2149	A-	279	B-	690	A-	49		90		141	
FT	690087	4095	1993	A-	281	C-	658	B-	59		79		126	
FT	690088	4123	2008	A+	249	A-	722	A-	54		70		138	
FT	690089	4202	2079	A+	252	A+	716	A-	52		79		117	
FT	690090	3951	1956	A+	253	A+	655	A-	36		83		121	
FT	690092	4069	1998	A-	249	A-	672	A-	53		80		114	
FT	690093	3919	1912	A-	248	A-	670	A-	61		75		104	
FT	690094	4048	1952	A-	256	A-	654	A-	51		77		114	
FT	690095	5197	2425	A-	378	A-	940	A-	80		132		177	
FT	690096	4115	2079	A+	243	A+	678	A+	65		86		121	
FT	690097	5278	2459	A+	365	A-	1007	A+	80		136		171	
FT	690098	4204	2044	A-	272	A-	694	A-	65		73		130	
FT	690099	3928	1910	A-	234	A-	641	A-	47		89		125	
FT	690100	4581	2242	A+	303	A-	769	A+	54		86		145	
FT	690101	5098	2378	A-	370	A-	946	A-	81		127		178	
FT	690102	4930	2299	A+	358	A-	901	A-	84		129		159	
FT	690103	4781	2337	A+	293	B-	802	A-	63		92		137	
FT	690104	3952	1912	A-	233	B-	673	A-	52		74		108	
FT	690105	3966	1906	A-	268	B-	650	A-	36		70		112	
FT	690106	4195	2119	A+	261	A+	699	A+	61		83		134	
FT	690107	5095	2407	A+	371	A+	936	A+	68		115		151	

Grade 11 Mathematics			Gender DIF (REF=M,FOC=F)		Ethnicity DIF (REF=WH,FOC=BL)		Ethnicity DIF (REF=WH,FOC=HI)		Ethnicity DIF (REF=WH,FOC=AM)		Ethnicity DIF (REF=WH,FOC=AS)		Ethnicity DIF (REF=WH,FOC=MU)	
Type	Item ID	N	NFoc	Code	NFoc	Code	NFoc	Code	NFoc	Code	NFoc	Code	NFoc	Code
FT	690109	4562	2191	A-	284	A-	811	A+	46		112		138	
FT	690110	4631	2140	A-	295	A-	803	A-	56		130		128	
FT	690112	4444	2096	A+	260	A-	766	A-	56		118		132	
FT	690113	4189	2075	A+	256	A-	649	A-	45		86		132	
FT	690115	4678	2260	A+	241	A-	726	A-	59		98		133	
FT	690116	4020	1987	A+	220	A+	570	A+	39		90		129	
FT	690117	4471	2181	A+	257	A-	644	A-	49		101		140	
FT	690118	4061	2047	A-	247	B-	607	A+	44		94		121	
FT	690119	5151	2505	A-	334	A-	884	A-	54		135		149	
FT	690120	5062	2429	A-	316	A+	822	A+	58		137		153	
FT	690122	4041	1980	A-	219	A-	607	A-	44		95		141	
FT	690124	3756	1850	A+	231	A-	564	A+	36		80		111	
FT	690126	3806	1885	A-	225	A-	556	B-	35		73		110	
FT	690127	4132	1994	A-	233	A-	617	A-	47		86		106	
FT	690128	3902	1980	A+	249	A-	565	A+	38		85		128	
FT	690129	4033	2041	A+	242	A+	572	A-	36		97		119	
FT	690130	4564	2226	A-	274	A-	687	A+	50		98		155	
FT	690131	4547	2139	A-	286	A-	799	A-	61		103		130	
FT	690132	4668	2185	A+	285	A-	830	A+	50		121		123	
FT	690133	3789	1827	A+	232	A+	580	A+	42		83		105	
FT	690134	4093	2006	B-	236	B-	601	A-	59		113		129	
FT	690136	4004	2033	A+	255	A-	595	A-	66		90		90	
FT	690137	4683	2267	A-	280	A+	817	A+	58		127		132	
FT	690138	4061	1972	A-	228	A-	600	A-	48		83		131	
FT	690140	3981	1942	A-	225	A-	602	A-	62		84		126	
FT	690141	3993	1959	A-	248	A-	578	A-	51		94		121	
FT	690142	3777	1857	A-	216	A+	569	A-	44		85		114	
FT	690143	4020	1963	A+	240	A-	569	A-	36		104		109	

Grade 11 Mathematics			Gender DIF (REF=M,FOC=F)		Ethnicity DIF (REF=WH,FOC=BL)		Ethnicity DIF (REF=WH,FOC=HI)		Ethnicity DIF (REF=WH,FOC=AM)		Ethnicity DIF (REF=WH,FOC=AS)		Ethnicity DIF (REF=WH,FOC=MU)	
Type	Item ID	N	NFoc	Code	NFoc	Code	NFoc	Code	NFoc	Code	NFoc	Code	NFoc	Code
FT	690144	4031	1988	C-	251	A-	582	A-	43		95		115	
FT	690145	4384	2157	A-	252	B-	650	B-	57		86		118	
FT	690146	3762	1860	A-	237	A-	547	A+	47		84		117	
FT	690147	4019	1953	A-	247	A-	607	A-	41		85		116	
FT	690148	4563	2248	A+	284	A-	709	A+	47		112		134	
FT	690149	3564	1806	A-	206	A-	570	A-	43		85		111	
FT	690150	4259	2084	A+	263	A-	625	A-	44		102		137	
FT	690152	4116	2027	A+	257	A+	628	A-	47		90		149	
FT	690153	4464	2163	A+	269	A-	649	A-	47		101		140	
FT	690154	3897	1945	A+	236	A+	583	A+	39		96		139	
FT	690156	4593	2186	A+	271	A+	792	A-	49		114		145	
FT	690157	4693	2269	A-	271	A-	799	A-	65		127		139	
FT	690158	4090	2007	A-	281	A-	636	A-	53		89		116	
FT	690159	4099	2009	A-	245	A-	575	A-	42		109		126	
FT	690160	3978	1978	A-	226	B-	575	A-	44		76		119	
FT	690161	4094	2012	B-	224	A-	587	A-	42		100		127	
FT	690162	3504	1764	A-	198		529	A+	36		89		111	
FT	690163	3840	1913	A-	253	A-	576	A-	44		78		125	
FT	690164	4079	2032	A-	263	B-	620	A-	52		80		118	
FT	690165	4409	2156	A+	247	A-	671	A-	54		106		134	
FT	690166	3809	1838	A+	216	A-	585	A+	44		85		118	
FT	690167	4098	1998	A+	244	A-	605	A+	46		114		116	

Appendix V: Science Field Test Differential Item Functioning

*M=Male, F=Female, AM=American Indian, AS=Asian, BL=African American/Black, HI= Hispanic, MU=Multiple Ethnicities, WH=White
200 student minimum for reporting

Grade 5 Science			Gender DIF (REF=M,FOC=F)		Ethnicity DIF (REF=WH,FOC=BL)		Ethnicity DIF (REF=WH,FOC=HI)		Ethnicity DIF (REF=WH, FOC=AM)		Ethnicity DIF (REF=WH, FOC=AS)		Ethnicity DIF (REF=WH, FOC=MU)	
Type	Item ID	N	NFoc	Code	NFoc	Code	NFoc	Code	NFoc	Code	NFoc	Code	NFoc	Code
FT	690169	4568	2182	A+	261	A-	757	A-	51		100		158	
FT	690170	3924	1903	A-	231	B-	682	A-	61		96		135	
FT	690171	4074	2001	A+	275	B-	683	A-	52		94		124	
FT	690172	5618	2580	A-	465	A-	1128	A+	91		162		209	A-
FT	690173	4482	2200	A+	271	A+	757	A+	55		98		143	
FT	690174	4423	2151	A-	272	A-	762	A-	53		87		163	
FT	690175	5617	2581	A-	434	A-	1115	A-	91		176		195	
FT	690176	4199	2107	A+	273	A-	694	A-	66		89		138	
FT	690177	6021	2799	A-	447	A-	1171	A-	98		178		204	A-
FT	690178	4585	2268	A+	287	A-	780	A+	59		107		181	
FT	690179	5627	2666	A-	431	B-	1169	A-	98		148		189	
FT	690180	3920	1942	C+	222	C-	658	B-	57		81		123	
FT	690181	4155	2080	A-	257	A-	703	A-	72		89		145	
FT	690182	3825	1916	A-	238	A-	648	A-	55		86		132	
FT	690183	4397	2113	A+	280	A+	755	A-	50		100		144	
FT	690184	5561	2641	A-	438	C-	1136	B-	92		159		204	A-
FT	690185	4224	2072	A-	270	A+	719	A+	49		85		149	
FT	690186	3720	1832	B+	221	A-	635	A-	52		86		120	
FT	690187	5873	2745	A-	470	A-	1191	A-	97		162		182	
FT	690188	3591	1797	A-	237	A-	626	A-	52		72		121	
FT	690189	5490	2574	A+	436	A+	1117	A+	85		155		199	
FT	690190	4255	2068	A-	242	C-	680	A-	63		92		177	
FT	690191	5515	2521	A-	441	A-	1098	A-	77		164		191	
FT	690192	4160	2089	A-	237	A-	705	A-	56		97		152	
FT	690193	4326	2142	A+	253	A-	746	A-	52		99		143	

Grade 5 Science			Gender DIF (REF=M,FOC=F)		Ethnicity DIF (REF=WH,FOC=BL)		Ethnicity DIF (REF=WH,FOC=HI)		Ethnicity DIF (REF=WH, FOC=AM)		Ethnicity DIF (REF=WH, FOC=AS)		Ethnicity DIF (REF=WH, FOC=MU)	
Type	Item ID	N	NFoc	Code	NFoc	Code	NFoc	Code	NFoc	Code	NFoc	Code	NFoc	Code
FT	690194	4168	2052	A+	245	A+	691	A-	62		101		142	
FT	690195	4320	2094	A+	260	C-	721	A-	55		103		152	
FT	690196	4345	2099	A+	269	A-	768	A-	47		95		146	
FT	690197	4541	2229	A-	255	B-	778	A-	62		90		172	
FT	690198	4038	2039	B+	225	B-	725	A-	47		107		139	
FT	690199	4059	1975	A+	246	A-	698	A-	56		99		163	
FT	690200	4491	2184	B-	254	A-	743	A+	54		98		153	
FT	690201	4482	2215	A-	290	C-	774	B-	55		99		164	
FT	690202	3953	1943	A-	247	B-	671	A-	57		86		137	
FT	690204	4700	2282	A-	285	A-	776	A-	60		106		160	
FT	690205	3919	1949	A+	259	C-	666	C-	53		74		147	
FT	690206	4118	2018	A-	246	A+	681	A-	37		95		150	
FT	690207	4017	1990	A-	248	A-	672	A-	63		85		148	
FT	690208	4475	2201	A+	294	A+	759	A-	54		105		156	
FT	690209	5404	2533	A-	423	A-	1123	A-	85		154		186	
FT	690210	4169	2023	A-	242	B-	699	B-	56		86		159	
FT	690211	3721	1814	A-	232	A-	640	A-	56		83		107	
FT	690212	3730	1821	A-	238	A+	644	A+	61		80		131	
FT	690213	5491	2591	A-	442	A+	1121	A+	82		151		183	
FT	690214	4108	2033	A-	247	B-	675	A-	55		92		137	
FT	690215	4340	2119	A-	257	A+	720	A-	55		104		146	
FT	690216	4349	2164	A-	284	B-	726	A-	56		89		159	
FT	690217	4125	2013	A-	256	A+	684	A+	57		87		144	
FT	690218	4164	2063	A-	265	C-	723	A-	63		96		149	
FT	690220	4123	2046	A-	217	B-	692	A+	68		103		129	

Grade 8 Science			Gender DIF (REF=M,FOC=F)		Ethnicity DIF (REF=WH,FOC=BL)		Ethnicity DIF (REF=WH,FOC=HI)		Ethnicity DIF (REF=WH, FOC=AM)		Ethnicity DIF (REF=WH, FOC=AS)		Ethnicity DIF (REF=WH, FOC=MU)	
Type	Item ID	N	NFoc	Code	NFoc	Code	NFoc	Code	NFoc	Code	NFoc	Code	NFoc	Code
FT	690221	3689	1805	A+	229	A-	601	A-	56		69		103	
FT	690222	4115	2085	B+	264	C-	690	A-	45		86		125	
FT	690223	3886	1889	A+	271	A-	644	A+	49		75		102	
FT	690224	4686	2333	A+	305	B-	796	A-	63		76		152	
FT	690225	4132	2048	A+	263	A+	644	A+	50		73		149	
FT	690226	3727	1833	B+	204	C-	645	A-	62		65		130	
FT	690227	4110	2015	A+	263	A-	713	A-	47		80		124	
FT	690228	4193	2051	A-	246	A+	681	A-	63		72		135	
FT	690229	5353	2474	A+	398	A+	987	A+	87		136		155	
FT	690230	3867	1854	A-	261	A-	633	A-	50		60		121	
FT	690231	3924	1899	A+	253	A-	687	A-	48		81		105	
FT	690232	4144	2039	A+	291	A-	613	A-	67		84		135	
FT	690233	4155	2016	B-	245	A-	661	A-	54		67		134	
FT	690234	4559	2244	A-	275	B-	761	A-	57		83		148	
FT	690235	4164	2059	A+	290	A-	689	A-	55		92		129	
FT	690236	4076	2035	A-	255	A+	671	A+	48		84		126	
FT	690237	4393	2117	A-	276	A+	705	A+	58		99		130	
FT	690238	4078	2000	A-	259	A-	646	A-	44		74		109	
FT	690239	5255	2426	A+	353	A-	979	A+	89		135		159	
FT	690240	5016	2330	A-	393	A-	897	A-	80		124		170	
FT	690241	4455	2229	A-	294	A+	758	A+	48		67		140	
FT	690242	5197	2459	A+	353	A-	1007	A-	70		142		158	
FT	690243	4681	2290	A-	308	A-	704	A-	58		94		140	
FT	690244	3999	1975	A-	231	A+	681	A+	51		90		126	
FT	690245	3797	1922	A-	242	A-	636	A-	50		75		122	
FT	690246	5082	2411	A-	392	A-	951	A-	67		144		147	
FT	690247	4055	1985	A+	268	A-	623	A+	64		86		130	
FT	690248	5090	2410	A+	360	A-	939	A-	73		137		159	

Grade 8 Science			Gender DIF (REF=M,FOC=F)		Ethnicity DIF (REF=WH,FOC=BL)		Ethnicity DIF (REF=WH,FOC=HI)		Ethnicity DIF (REF=WH, FOC=AM)		Ethnicity DIF (REF=WH, FOC=AS)		Ethnicity DIF (REF=WH, FOC=MU)	
Type	Item ID	N	NFoc	Code	NFoc	Code	NFoc	Code	NFoc	Code	NFoc	Code	NFoc	Code
FT	690249	5289	2461	A+	381	B-	959	B-	89		137		149	
FT	690250	3960	1937	C-	228	A-	642	A+	52		73		131	
FT	690251	4568	2210	A-	302	A-	743	A-	55		77		142	
FT	690252	3676	1766	A-	230	A-	595	A+	40		81		118	
FT	690253	4103	2038	A+	247	B-	684	A-	51		66		119	
FT	690254	4138	2000	A-	259	A-	656	A-	49		85		138	
FT	690255	5139	2398	A-	396	C-	967	A-	67		130		151	
FT	690257	3940	1938	A-	252	A+	638	B-	49		47		133	
FT	690258	4052	1992	A-	268	C-	618	C-	48		79		147	
FT	690259	3997	1945	A+	266	C-	642	B-	40		73		116	
FT	690260	4173	2059	A-	259	A-	742	A-	55		81		110	
FT	690261	4488	2279	A-	298	A-	711	A-	56		89		125	
FT	690262	5223	2441	A-	351	A-	988	A-	78		148		164	
FT	690263	4071	2017	A+	251	A-	690	A+	55		82		129	
FT	690264	4152	2075	B-	253	B-	656	A-	63		85		121	
FT	690265	4056	1965	A+	255	A-	646	A-	49		84		142	
FT	690267	4516	2238	B-	284	C-	747	B-	63		82		130	
FT	690268	4197	2048	A+	279	B-	721	A-	70		74		114	
FT	690269	4466	2168	A-	280	A+	739	A-	47		69		150	
FT	690270	5077	2398	A-	354	B-	886	A+	76		142		177	
FT	690271	4580	2305	A-	289	A-	743	A-	66		110		149	
FT	690272	4046	1964	A-	256	A-	675	A-	59		86		107	

Grade 11 Science			Gender DIF (REF=M,FOC=F)		Ethnicity DIF (REF=WH,FOC=BL)		Ethnicity DIF (REF=WH,FOC=HI)		Ethnicity DIF (REF=WH, FOC=AM)		Ethnicity DIF (REF=WH, FOC=AS)		Ethnicity DIF (REF=WH, FOC=MU)	
Type	Item ID	N	NFoc	Code	NFoc	Code	NFoc	Code	NFoc	Code	NFoc	Code	NFoc	Code
FT	690273	3729	1881	A-	220	C-	543	A-	38		99		114	
FT	690274	3936	1924	A-	227	A-	573	A+	44		107		116	
FT	690275	3869	1864	A+	246	A+	570	A+	56		70		118	
FT	690278	4586	2188	A+	285	A-	796	A-	51		130		136	
FT	690279	4527	2228	A+	284	A-	666	A-	48		102		143	
FT	690280	3550	1721	A-	223	A-	527	A+	47		73		99	
FT	690281	4653	2245	A+	247	A-	805	A-	55		117		146	
FT	690282	4535	2183	A-	307	A+	807	A+	51		110		139	
FT	690283	4519	2200	A-	275	A+	778	A-	56		133		143	
FT	690284	4139	2051	A-	236	A-	616	A-	49		94		130	
FT	690287	4110	2022	A-	245	A-	596	A-	51		84		118	
FT	690288	3813	1871	C-	238	B-	576	C-	48		96		126	
FT	690289	3803	1879	A+	234	A+	553	A-	43		89		95	
FT	690290	3912	1901	B+	233	A-	573	A-	46		75		122	
FT	690291	4664	2244	A+	274	A-	858	A-	64		123		128	
FT	690292	4665	2233	A+	271	A-	821	A-	51		116		129	
FT	690293	4024	2030	A-	231	A-	617	A-	54		110		121	
FT	690295	4252	2043	A-	249	A+	641	A-	50		96		128	
FT	690296	4096	2056	B-	225	A+	608	A+	40		75		113	
FT	690297	4100	1963	A-	229	A-	616	A+	50		88		126	
FT	690298	4471	2140	A+	288	B-	691	A-	38		96		127	
FT	690299	4129	2025	A+	234	A-	600	A-	49		83		121	
FT	690300	4425	2212	A+	269	A-	687	A-	37		98		130	
FT	690302	4575	2222	A+	267	A-	726	A-	48		94		134	
FT	690303	3948	1924	A+	232	A-	591	A-	41		89		127	
FT	690304	4212	2137	A-	268	A-	607	A-	41		96		133	
FT	690305	4638	2195	A-	264	A+	826	A+	66		133		138	
FT	690306	3639	1798	A-	198		574	B-	35		79		118	

Grade 11 Science			Gender DIF (REF=M,FOC=F)		Ethnicity DIF (REF=WH,FOC=BL)		Ethnicity DIF (REF=WH,FOC=HI)		Ethnicity DIF (REF=WH, FOC=AM)		Ethnicity DIF (REF=WH, FOC=AS)		Ethnicity DIF (REF=WH, FOC=MU)	
Type	Item ID	N	NFoc	Code	NFoc	Code	NFoc	Code	NFoc	Code	NFoc	Code	NFoc	Code
FT	690307	4076	1991	A-	242	A+	576	A-	47		88		102	
FT	690308	3837	1882	B-	240	B-	572	A-	36		79		102	
FT	690310	4667	2314	A+	277	A-	662	A-	48		100		160	
FT	690312	4625	2200	A-	257	A-	791	B-	51		123		155	
FT	690313	3576	1705	A+	199		531	A-	46		96		120	
FT	690314	4677	2250	A-	304	A-	768	A-	64		145		155	
FT	690315	3995	1915	A-	254	A-	608	A-	50		86		117	
FT	690317	3930	2020	A+	228	A+	603	A+	46		96		101	
FT	690318	3815	1902	A-	219	A-	576	A-	33		97		117	
FT	690319	3835	1880	A-	222	A-	551	A-	38		89		105	
FT	690320	4011	1964	A-	239	A-	655	A-	51		79		124	
FT	690321	4140	2097	A+	228	A-	579	A-	40		91		133	
FT	690322	4428	2136	A+	268	A+	682	A-	45		89		116	
FT	690323	4011	1994	A-	233	A+	603	A+	49		88		139	
FT	690324	4524	2146	A-	281	A+	761	A+	61		126		143	
FT	690325	3983	1959	A-	231	A+	610	A+	44		97		119	
FT	690326	4452	2191	A+	251	A-	659	A-	51		104		133	
FT	690327	4098	2049	A+	268	A-	599	A-	48		92		121	
FT	690328	4534	2225	A-	278	B-	632	B-	48		98		147	
FT	690330	4548	2232	A-	289	A-	650	A-	50		98		136	
FT	690331	3993	1932	A-	265	A-	553	A+	50		89		106	
FT	690333	4076	2026	A-	248	A-	592	A-	42		100		131	

Appendix W: Reading, Mathematics, and Science Analysis and Demographic Summary Sheets

*AM=American Indian, AS=Asian, BL=African American/Black, PI=Native Hawaiian or other Pacific Islander, WH=White, HI= Hispanic, MU=Multiple Ethnicities

Reading : Grade 3

Group	Subgroup	Valid N	Raw Scores		Alpha	Stratified Alpha	Scale Scores		Percent in Performance Level		
			Mean	SD			Mean	SD	Below	Meets	Exceeds
Overall		22524	30.4	8.8	0.90	0.90	113.8	33.4	20.7	53.7	25.6
Gender	Male	11573	29.7	8.8	0.90	0.90	111.0	32.7	22.9	54.3	22.8
	Female	10951	31.1	8.7	0.90	0.90	116.7	34.0	18.3	53.0	28.6
Ethnicity	AM	289	25.6	8.6	0.88	0.88	95.8	28.1	38.8	52.2	9.0
	AS	544	31.7	8.9	0.91	0.91	119.4	35.3	18.2	50.4	31.4
	BL	1591	25.8	9.0	0.89	0.89	96.9	30.1	37.3	51.0	11.8
	PI	35	27.6	9.8	0.91	0.91	103.6	33.6	28.6	51.4	20.0
	WH	15247	31.9	8.4	0.89	0.89	119.4	33.4	15.8	53.0	31.1
	HI	3981	27.0	8.2	0.87	0.87	100.7	27.9	30.7	57.8	11.5
	MU	837	29.0	9.1	0.90	0.90	109.1	34.2	25.3	53.4	21.3
Special Ed	No	19201	31.3	8.5	0.89	0.89	116.9	33.0	17.2	54.4	28.4
	Yes	3323	25.3	8.7	0.88	0.88	95.5	29.7	40.8	49.4	9.8
ELL	No	20469	30.9	8.7	0.90	0.90	115.7	33.6	19.0	53.3	27.7
	Yes	2055	25.1	7.6	0.84	0.84	94.0	24.4	37.9	56.9	5.3
FLS	No	11565	33.4	7.9	0.88	0.89	125.2	32.9	11.2	51.4	37.5
	Yes	10635	27.3	8.6	0.88	0.88	101.9	29.5	30.4	56.4	13.2

Grade 4

Group	Subgroup	Valid N	Raw Scores		Alpha	Stratified Alpha	Scale Scores		Percent in Performance Level		
			Mean	SD			Mean	SD	Below	Meets	Exceeds
Overall		22728	31.3	8.3	0.89	0.89	119.1	40.7	21.8	41.5	36.8
Gender	Male	11600	30.6	8.4	0.89	0.89	115.6	40.4	24.1	42.6	33.2
	Female	11128	32.0	8.2	0.89	0.89	122.8	40.6	19.3	40.3	40.4
Ethnicity	AM	325	25.3	8.6	0.88	0.88	91.4	36.9	46.8	39.1	14.2
	AS	526	31.2	9.7	0.92	0.92	120.6	47.5	24.0	33.8	42.2
	BL	1493	25.9	8.8	0.89	0.89	93.9	38.3	43.6	40.6	15.8
	PI	26	32.0	8.8	0.91	0.91	122.2	44.1	11.5	53.8	34.6
	WH	15580	32.8	7.8	0.88	0.88	126.3	39.4	15.9	40.7	43.4
	HI	3996	28.0	8.0	0.87	0.87	103.1	36.1	33.8	46.3	19.9
	MU	782	30.7	8.5	0.89	0.89	116.5	40.8	24.0	40.3	35.7
Special Ed	No	19158	32.4	7.8	0.88	0.88	124.3	39.0	16.8	42.3	40.9
	Yes	3570	25.2	8.7	0.88	0.88	91.4	38.2	48.5	37.3	14.3
ELL	No	21184	31.8	8.2	0.89	0.89	121.6	40.3	19.5	41.5	39.0
	Yes	1544	24.0	7.1	0.82	0.82	85.0	29.1	52.9	41.5	5.6
FLS	No	11871	34.1	7.2	0.87	0.87	132.9	38.2	11.3	38.3	50.5
	Yes	10583	28.3	8.3	0.88	0.88	104.5	37.9	33.0	45.0	22.0

Grade 5

Group	Subgroup	Valid N	Raw Scores		Alpha	Stratified Alpha	Scale Scores		Percent in Performance Level		
			Mean	SD			Mean	SD	Below	Meets	Exceeds
Overall		22289	32.8	9.3	0.91	0.91	120.9	43.7	23.3	39.0	37.7
Gender	Male	11467	32.3	9.5	0.91	0.91	118.5	44.0	25.0	39.5	35.5
	Female	10822	33.4	9.1	0.90	0.90	123.5	43.3	21.5	38.5	40.0
Ethnicity	AM	315	24.8	9.4	0.89	0.89	85.4	39.5	53.3	35.6	11.1
	AS	513	35.1	9.7	0.92	0.92	133.1	46.8	17.9	31.4	50.7
	BL	1456	26.9	9.4	0.89	0.89	94.1	40.1	46.3	38.0	15.7
	PI	17	25.7	8.0	0.84	0.84	88.6	33.5	58.8	29.4	11.8
	WH	15279	34.5	8.7	0.90	0.90	128.5	42.2	17.3	38.7	44.1
	HI	3932	29.1	9.2	0.89	0.89	103.4	40.3	36.0	41.8	22.1
	MU	777	32.2	9.3	0.90	0.90	117.8	43.2	25.5	39.9	34.6
Special Ed	No	18887	34.2	8.6	0.89	0.89	127.0	41.5	17.8	40.0	42.2
	Yes	3402	25.2	9.4	0.89	0.89	87.3	40.1	53.9	33.6	12.5
ELL	No	21152	33.3	9.1	0.90	0.90	123.2	43.2	21.3	39.3	39.4
	Yes	1137	23.5	7.9	0.84	0.84	79.4	31.7	62.0	33.1	4.9
FLS	No	11852	36.0	8.1	0.89	0.89	135.8	40.6	12.5	36.4	51.1
	Yes	10175	29.4	9.3	0.89	0.89	104.5	40.9	35.1	42.2	22.7

Grade 6

Group	Subgroup	Valid N	Raw Scores		Alpha	Stratified Alpha	Scale Scores		Percent in Performance Level		
			Mean	SD			Mean	SD	Below	Meets	Exceeds
Overall		22079	33.1	8.9	0.90	0.90	119.0	41.9	20.8	42.5	36.7
Gender	Male	11201	32.5	9.1	0.90	0.90	116.3	42.6	23.2	41.7	35.0
	Female	10878	33.8	8.6	0.89	0.89	121.7	41.0	18.3	43.3	38.3
Ethnicity	AM	301	25.9	8.8	0.88	0.88	86.9	36.8	48.2	40.2	11.6
	AS	484	33.9	10.6	0.93	0.93	124.8	50.4	21.9	30.8	47.3
	BL	1382	28.3	9.1	0.89	0.89	96.8	39.0	38.8	42.3	18.9
	PI	26	28.3	10.2	0.91	0.92	98.7	46.7	42.3	38.5	19.2
	WH	15272	34.7	8.3	0.89	0.89	126.2	40.6	15.1	41.7	43.1
	HI	3874	29.2	8.6	0.88	0.88	100.5	37.6	34.2	47.2	18.6
	MU	740	32.7	8.8	0.89	0.89	116.6	40.8	21.9	43.6	34.5
Special Ed	No	18819	34.6	8.1	0.88	0.88	125.3	39.5	14.8	43.8	41.3
	Yes	3260	24.8	8.7	0.87	0.87	82.4	36.3	55.6	34.8	9.6
ELL	No	21257	33.5	8.7	0.89	0.89	120.7	41.3	19.0	43.0	38.0
	Yes	822	22.7	7.4	0.81	0.81	73.2	29.3	66.8	30.3	2.9
FLS	No	11826	36.0	7.8	0.88	0.88	132.6	39.4	10.9	39.8	49.3
	Yes	10008	29.9	8.9	0.89	0.89	103.5	39.0	32.0	45.8	22.1

Grade 7

Group	Subgroup	Valid N	Raw Scores		Alpha	Stratified Alpha	Scale Scores		Percent in Performance Level		
			Mean	SD			Mean	SD	Below	Meets	Exceeds
Overall		21808	33.1	9.8	0.92	0.92	126.4	45.6	19.1	37.3	43.6
Gender	Male	11082	32.6	10.1	0.92	0.92	124.4	46.4	20.9	36.8	42.2
	Female	10726	33.6	9.6	0.92	0.92	128.5	44.6	17.1	37.9	45.0
Ethnicity	AM	346	24.9	10.2	0.91	0.91	90.9	43.3	51.2	33.8	15.0
	AS	482	33.4	11.4	0.95	0.95	129.4	52.8	22.4	28.2	49.4
	BL	1464	26.2	10.3	0.91	0.91	95.8	43.9	43.9	36.9	19.2
	PI	24	28.3	9.7	0.90	0.91	103.7	39.9	29.2	45.8	25.0
	WH	15198	34.9	9.0	0.91	0.91	134.6	43.1	12.9	36.4	50.7
	HI	3634	29.1	9.9	0.91	0.91	108.1	43.0	30.8	42.7	26.5
	MU	660	32.2	10.0	0.92	0.92	122.4	45.9	21.4	38.6	40.0
Special Ed	No	18769	34.6	9.0	0.91	0.91	133.0	42.9	13.4	37.8	48.7
	Yes	3039	23.7	9.6	0.89	0.90	85.4	40.0	53.9	34.4	11.7
ELL	No	21243	33.4	9.7	0.92	0.92	127.9	45.0	17.7	37.7	44.7
	Yes	565	19.7	7.2	0.81	0.81	68.7	28.2	72.0	26.0	1.9
FLS	No	11986	36.4	8.4	0.90	0.90	141.4	41.4	9.1	34.0	56.9
	Yes	9597	29.2	10.0	0.91	0.91	108.4	43.6	30.9	41.7	27.4

Grade 8

Group	Subgroup	Valid N	Raw Scores		Alpha	Stratified Alpha	Scale Scores		Percent in Performance Level		
			Mean	SD			Mean	SD	Below	Meets	Exceeds
Overall		21695	34.7	9.2	0.90	0.90	114.6	39.9	21.7	46.3	32.0
Gender	Male	11151	33.9	9.4	0.90	0.90	111.2	40.4	24.4	46.6	29.0
	Female	10544	35.6	8.8	0.90	0.90	118.2	39.1	18.9	46.0	35.1
Ethnicity	AM	293	25.9	9.3	0.88	0.89	78.8	35.9	58.0	34.8	7.2
	AS	438	34.9	10.5	0.93	0.93	117.0	45.9	24.2	36.5	39.3
	BL	1423	28.0	9.9	0.90	0.90	86.7	38.9	47.2	41.9	11.0
	PI	23	30.9	10.5	0.92	0.92	98.5	43.4	34.8	47.8	17.4
	WH	15231	36.5	8.3	0.88	0.88	122.1	37.5	15.0	46.9	38.1
	HI	3612	30.7	9.3	0.89	0.89	97.3	37.6	36.1	47.4	16.5
	MU	675	33.8	9.2	0.90	0.90	110.4	39.4	25.5	48.4	26.1
Special Ed	No	18828	36.2	8.3	0.88	0.88	120.5	37.2	15.8	48.3	35.9
	Yes	2867	25.2	9.2	0.88	0.88	75.8	34.9	60.8	33.1	6.1
ELL	No	21229	35.0	9.0	0.90	0.90	115.7	39.4	20.5	46.9	32.6
	Yes	466	21.6	7.9	0.83	0.83	62.6	28.5	77.9	20.2	1.9
FLS	No	12086	37.8	7.6	0.87	0.87	127.7	36.0	10.8	46.0	43.3
	Yes	9379	31.0	9.5	0.90	0.90	98.5	38.3	35.1	47.0	17.9

Grade 11

Group	Subgroup	Valid N	Raw Scores		Alpha	Stratified Alpha	Scale Scores		Percent in Performance Level		
			Mean	SD			Mean	SD	Below	Meets	Exceeds
Overall		20973	34.4	10.0	0.92	0.92	110.7	45.8	29.2	41.6	29.2
Gender	Male	10725	33.5	10.4	0.92	0.92	107.1	46.8	32.3	40.4	27.3
	Female	10248	35.3	9.5	0.91	0.91	114.5	44.4	25.9	42.9	31.2
Ethnicity	AM	240	28.2	10.7	0.92	0.92	84.0	45.0	55.0	30.8	14.2
	AS	488	31.9	12.5	0.95	0.95	102.7	57.0	40.4	30.5	29.1
	BL	1259	27.0	10.4	0.91	0.91	78.4	42.3	57.3	33.8	8.9
	PI	25	31.6	12.3	0.94	0.94	100.9	54.8	40.0	20.0	40.0
	WH	15096	36.4	9.0	0.90	0.90	119.4	43.1	21.2	44.0	34.8
	HI	3232	29.2	10.1	0.91	0.91	87.4	42.3	50.6	36.0	13.4
	MU	633	32.6	10.0	0.91	0.91	102.5	44.4	35.9	41.7	22.4
Special Ed	No	18660	35.6	9.3	0.91	0.91	116.1	43.8	24.0	43.7	32.2
	Yes	2313	24.2	9.4	0.88	0.88	67.3	37.6	70.8	24.3	4.9
ELL	No	20547	34.7	9.8	0.91	0.91	112.0	45.2	27.9	42.3	29.8
	Yes	426	18.8	6.6	0.76	0.76	46.3	25.1	93.0	6.6	0.5
FLS	No	12942	37.2	8.7	0.90	0.90	123.2	42.6	18.1	44.1	37.8
	Yes	7777	30.1	10.2	0.91	0.91	91.1	43.5	46.4	37.9	15.7

Mathematics**Grade 3**

Group	Subgroup	Valid N	Raw Scores		Alpha	Stratified Alpha	Scale Scores		Percent in Performance Level		
			Mean	SD			Mean	SD	Below	Meets	Exceeds
Overall		22613	33.9	9.9	0.91	0.92	111.9	35.4	24.1	48.9	27.0
Gender	Male	11622	34.5	9.9	0.92	0.92	114.5	36.2	22.1	48.4	29.5
	Female	10991	33.2	9.8	0.91	0.91	109.2	34.4	26.2	49.4	24.4
Ethnicity	AM	289	28.5	10.0	0.90	0.90	93.1	31.7	44.3	44.6	11.1
	AS	566	35.3	10.6	0.93	0.93	118.6	39.8	23.1	39.6	37.3
	BL	1598	27.8	10.3	0.91	0.91	91.3	33.1	46.4	43.1	10.5
	PI	35	31.9	9.8	0.90	0.90	104.3	32.9	28.6	54.3	17.1
	WH	15260	35.8	9.1	0.91	0.91	118.3	34.2	17.5	49.9	32.6
	HI	4028	29.8	9.8	0.90	0.90	97.5	32.1	37.5	49.2	13.3
	MU	837	32.1	10.4	0.92	0.92	106.0	36.4	31.1	46.4	22.6
Special Ed	No	19284	34.9	9.4	0.91	0.91	115.3	34.6	20.3	50.2	29.5
	Yes	3329	28.0	10.4	0.91	0.91	92.4	34.1	46.1	41.4	12.5
ELL	No	20475	34.6	9.6	0.91	0.91	114.3	35.1	21.6	49.3	29.1
	Yes	2138	27.3	9.5	0.89	0.89	89.3	29.9	47.9	44.7	7.4
FLS	No	11573	37.2	8.5	0.89	0.90	123.8	33.4	12.9	48.8	38.3
	Yes	10693	30.5	10.0	0.91	0.91	99.7	33.1	35.5	49.2	15.3

Grade 4

Group	Subgroup	Valid N	Raw Scores		Alpha	Stratified Alpha	Scale Scores		Percent in Performance Level		
			Mean	SD			Mean	SD	Below	Meets	Exceeds
Overall		22827	38.5	11.1	0.93	0.93	112.7	35.2	22.2	52.1	25.7
Gender	Male	11653	38.8	11.2	0.93	0.93	113.9	35.9	22.2	50.5	27.3
	Female	11174	38.2	11.0	0.92	0.93	111.4	34.4	22.3	53.7	23.9
Ethnicity	AM	325	30.7	11.8	0.92	0.92	89.7	32.1	47.1	43.1	9.8
	AS	560	38.9	12.4	0.95	0.95	116.7	41.3	24.1	42.9	33.0
	BL	1497	30.0	11.5	0.92	0.92	88.0	31.2	48.7	43.8	7.5
	PI	26	38.1	10.6	0.92	0.92	111.7	36.1	23.1	53.8	23.1
	WH	15589	40.6	10.2	0.92	0.92	119.2	34.1	15.8	53.1	31.1
	HI	4051	34.2	11.1	0.92	0.92	99.1	31.5	34.5	52.6	13.0
	MU	779	37.1	11.0	0.92	0.92	107.7	33.0	25.8	54.7	19.5
Special Ed	No	19259	39.9	10.4	0.92	0.92	116.7	34.1	17.5	53.8	28.6
	Yes	3568	30.9	11.8	0.92	0.92	90.7	32.8	47.6	42.7	9.6
ELL	No	21197	39.2	10.8	0.93	0.93	114.7	34.9	20.1	52.6	27.3
	Yes	1630	29.6	10.6	0.90	0.90	86.2	27.2	50.4	45.0	4.7
FLS	No	11873	42.2	9.5	0.91	0.91	124.3	33.5	11.8	52.0	36.2
	Yes	10646	34.6	11.2	0.92	0.92	100.5	32.4	33.0	52.6	14.5

Grade 5

Group	Subgroup	Valid N	Raw Scores		Alpha	Stratified Alpha	Scale Scores		Percent in Performance Level		
			Mean	SD			Mean	SD	Below	Meets	Exceeds
Overall		22348	37.6	10.8	0.92	0.92	111.5	35.7	24.0	51.4	24.6
Gender	Male	11507	37.8	11.0	0.93	0.93	112.7	36.6	23.9	49.5	26.6
	Female	10841	37.3	10.6	0.92	0.92	110.3	34.6	24.2	53.3	22.5
Ethnicity	AM	316	28.6	11.6	0.92	0.92	84.4	33.0	52.2	39.6	8.2
	AS	533	40.6	11.4	0.94	0.94	123.5	40.5	17.3	43.3	39.4
	BL	1461	29.0	10.8	0.91	0.91	85.7	30.6	53.9	39.3	6.8
	PI	18	31.6	11.2	0.91	0.92	90.9	30.4	33.3	61.1	5.6
	WH	15274	39.6	10.0	0.91	0.91	117.7	34.6	17.4	53.3	29.4
	HI	3969	33.6	10.7	0.91	0.91	98.6	32.1	36.5	50.6	12.9
	MU	777	36.6	10.7	0.92	0.92	108.3	34.8	27.7	50.3	22.0
Special Ed	No	18951	39.1	10.0	0.91	0.91	116.0	34.3	18.7	53.7	27.5
	Yes	3397	29.2	11.2	0.91	0.91	86.4	32.3	53.5	38.1	8.4
ELL	No	21147	38.1	10.6	0.92	0.92	113.1	35.4	22.2	52.0	25.8
	Yes	1201	28.3	9.7	0.88	0.88	83.1	26.1	56.7	40.0	3.3
FLS	No	11849	41.1	9.4	0.91	0.91	123.0	34.1	12.9	52.7	34.4
	Yes	10220	33.7	10.8	0.91	0.91	98.9	32.7	36.1	50.2	13.7

Grade 6

Group	Subgroup	Valid N	Raw Scores		Alpha	Stratified Alpha	Scale Scores		Percent in Performance Level		
			Mean	SD			Mean	SD	Below	Meets	Exceeds
Overall		22155	39.5	11.9	0.93	0.93	108.6	38.2	28.2	47.2	24.6
Gender	Male	11239	39.2	12.2	0.94	0.94	107.9	39.1	29.6	45.8	24.6
	Female	10916	39.8	11.6	0.93	0.93	109.3	37.3	26.7	48.6	24.7
Ethnicity	AM	301	29.8	12.0	0.92	0.92	79.9	33.7	62.5	29.9	7.6
	AS	512	41.4	13.9	0.96	0.96	118.3	47.0	27.1	33.6	39.3
	BL	1390	31.6	12.0	0.92	0.92	84.6	33.7	53.4	38.3	8.3
	PI	26	34.3	11.1	0.91	0.91	91.6	31.4	46.2	42.3	11.5
	WH	15275	41.6	11.0	0.92	0.93	115.0	36.9	21.4	49.3	29.3
	HI	3912	34.9	11.9	0.92	0.92	93.8	34.7	42.1	45.7	12.2
	MU	739	38.0	12.5	0.94	0.94	104.2	39.5	33.3	44.5	22.2
Special Ed	No	18896	41.3	11.0	0.92	0.92	113.8	36.6	22.3	49.8	27.8
	Yes	3259	29.2	11.8	0.92	0.92	78.2	32.7	62.3	31.7	6.1
ELL	No	21257	40.0	11.7	0.93	0.93	110.1	37.8	26.5	48.0	25.5
	Yes	898	27.5	10.9	0.90	0.90	73.2	29.2	68.5	28.1	3.5
FLS	No	11822	43.2	10.5	0.92	0.92	120.5	36.7	16.8	49.0	34.2
	Yes	10061	35.4	11.9	0.92	0.93	95.4	35.2	40.7	45.4	13.8

Grade 7

Group	Subgroup	Valid N	Raw Scores		Alpha	Stratified Alpha	Scale Scores		Percent in Performance Level		
			Mean	SD			Mean	SD	Below	Meets	Exceeds
Overall		21894	39.2	12.4	0.94	0.94	108.7	38.7	28.2	45.8	26.0
Gender	Male	11133	39.0	12.8	0.94	0.94	108.5	39.8	29.7	43.2	27.1
	Female	10761	39.4	12.0	0.93	0.93	108.9	37.4	26.8	48.5	24.8
Ethnicity	AM	346	28.1	12.3	0.92	0.92	77.8	33.7	64.2	28.6	7.2
	AS	501	40.8	13.7	0.95	0.95	117.2	46.5	26.5	37.9	35.5
	BL	1472	28.6	11.7	0.91	0.92	78.5	30.7	62.8	31.6	5.6
	PI	24	35.3	11.9	0.92	0.92	95.8	33.2	37.5	54.2	8.3
	WH	15202	41.9	11.2	0.93	0.93	116.6	37.0	19.5	48.8	31.7
	HI	3687	33.4	12.2	0.93	0.93	91.3	34.0	46.2	41.8	12.0
	MU	662	37.0	12.5	0.93	0.94	102.4	38.4	34.4	45.5	20.1
Special Ed	No	18858	40.9	11.7	0.93	0.93	113.6	37.6	22.6	48.1	29.3
	Yes	3036	28.5	11.4	0.91	0.91	78.1	29.8	63.4	31.2	5.4
ELL	No	21245	39.6	12.2	0.94	0.94	109.9	38.4	26.8	46.5	26.7
	Yes	649	25.2	9.7	0.87	0.87	69.5	23.9	74.6	23.7	1.7
FLS	No	11989	43.6	10.6	0.92	0.92	122.2	36.7	14.8	48.3	37.0
	Yes	9658	34.0	12.3	0.93	0.93	92.8	34.5	44.1	43.0	12.8

Grade 8

Group	Subgroup	Valid N	Raw Scores		Alpha	Stratified Alpha	Scale Scores		Percent in Performance Level		
			Mean	SD			Mean	SD	Below	Meets	Exceeds
Overall		21780	39.8	12.8	0.94	0.94	103.8	39.1	34.1	45.9	20.0
Gender	Male	11194	39.5	13.1	0.94	0.94	103.0	39.8	35.1	44.8	20.1
	Female	10586	40.2	12.5	0.94	0.94	104.6	38.4	33.1	47.1	19.9
Ethnicity	AM	294	28.9	11.5	0.91	0.91	73.7	30.4	68.7	25.9	5.4
	AS	454	41.7	14.4	0.96	0.96	112.7	47.2	31.1	36.8	32.2
	BL	1430	28.4	11.8	0.91	0.91	72.1	30.8	72.3	24.3	3.4
	PI	25	35.6	11.0	0.90	0.90	90.1	29.4	56.0	36.0	8.0
	WH	15230	42.5	11.8	0.93	0.93	111.3	37.7	25.3	50.5	24.2
	HI	3675	34.3	12.5	0.93	0.93	87.7	34.9	51.8	38.3	9.9
	MU	672	37.0	13.0	0.94	0.94	95.4	37.7	41.2	44.6	14.1
Special Ed	No	18924	41.6	12.0	0.93	0.93	108.7	37.9	28.2	49.4	22.4
	Yes	2856	27.9	11.6	0.91	0.91	71.0	30.1	73.2	23.0	3.8
ELL	No	21221	40.2	12.7	0.94	0.94	104.8	38.9	32.9	46.7	20.5
	Yes	559	25.1	10.4	0.89	0.89	64.0	26.8	81.8	16.5	1.8
FLS	No	12087	44.2	11.1	0.93	0.93	116.8	37.4	20.1	51.4	28.5
	Yes	9419	34.5	12.6	0.93	0.93	88.2	34.9	50.9	39.5	9.5

Grade 11

Group	Subgroup	Valid N	Raw Scores		Alpha	Stratified Alpha	Scale Scores		Percent in Performance Level		
			Mean	SD			Mean	SD	Below	Meets	Exceeds
Overall		20957	39.4	12.9	0.94	0.94	102.7	46.1	38.2	36.7	25.1
Gender	Male	10713	39.0	13.4	0.94	0.94	102.2	47.9	39.3	35.3	25.4
	Female	10244	39.7	12.5	0.93	0.94	103.3	44.2	37.0	38.1	24.8
Ethnicity	AM	240	30.5	12.2	0.92	0.92	73.6	40.1	68.8	22.1	9.2
	AS	491	39.7	15.0	0.96	0.96	107.1	55.5	39.1	28.1	32.8
	BL	1256	28.7	11.8	0.91	0.91	67.4	36.9	71.8	22.2	6.0
	PI	25	38.2	13.5	0.94	0.94	97.6	45.3	36.0	36.0	28.0
	WH	15083	42.1	12.0	0.93	0.93	112.0	44.5	29.1	40.2	30.7
	HI	3231	32.0	11.9	0.92	0.92	77.3	37.9	62.7	29.3	8.0
	MU	631	35.6	12.9	0.93	0.93	89.7	43.6	50.6	32.6	16.8
Special Ed	No	18660	40.9	12.4	0.94	0.94	107.8	45.0	33.0	39.2	27.8
	Yes	2297	26.7	10.5	0.89	0.89	61.3	32.4	80.2	16.2	3.6
ELL	No	20517	39.7	12.8	0.94	0.94	103.8	45.9	37.1	37.3	25.6
	Yes	440	23.7	8.9	0.84	0.84	52.2	27.0	89.5	8.9	1.6
FLS	No	12935	43.1	11.8	0.93	0.93	115.8	44.5	26.0	40.2	33.8
	Yes	7766	33.4	12.4	0.92	0.93	82.1	40.6	57.2	31.5	11.3

Science

Grade 5

Group	Subgroup	Valid N	Raw Scores		Alpha	Stratified Alpha	Scale Scores		Percent in Performance Level		
			Mean	SD			Mean	SD	Below	Meets	Exceeds
Overall		22352	34.7	9.1	0.90	0.90	106.4	35.4	27.9	49.6	22.5
Gender	Male	11505	35.2	9.1	0.90	0.90	108.7	35.8	25.8	49.5	24.8
	Female	10847	34.1	9.1	0.89	0.89	104.0	34.8	30.1	49.7	20.2
Ethnicity	AM	314	26.9	9.6	0.89	0.89	78.5	31.8	61.1	32.5	6.4
	AS	533	34.8	10.3	0.92	0.92	108.4	40.3	29.1	42.4	28.5
	BL	1462	27.5	9.3	0.88	0.88	80.7	31.1	57.8	36.0	6.2
	PI	18	25.4	8.8	0.86	0.87	73.0	28.2	66.7	33.3	0.0
	WH	15278	36.8	8.1	0.88	0.88	114.3	33.5	18.8	53.1	28.1
	HI	3969	29.9	9.0	0.88	0.88	88.5	31.1	48.1	43.3	8.6
	MU	778	33.5	9.0	0.89	0.89	101.9	34.5	31.9	50.1	18.0
Special Ed	No	18952	35.8	8.5	0.88	0.89	110.4	34.1	23.0	51.9	25.0
	Yes	3400	28.4	9.7	0.89	0.89	84.0	34.0	54.9	36.5	8.6
ELL	No	21152	35.3	8.8	0.89	0.89	108.5	34.8	25.1	51.2	23.7
	Yes	1200	24.2	7.5	0.81	0.81	69.5	23.6	77.6	21.2	1.3
FLS	No	11852	37.9	7.7	0.87	0.87	118.6	33.1	14.7	53.1	32.2
	Yes	10220	31.1	9.2	0.89	0.89	92.9	32.7	42.4	45.9	11.7

Grade 8

Group	Subgroup	Valid N	Raw Scores		Alpha	Stratified Alpha	Scale Scores		Percent in Performance Level		
			Mean	SD			Mean	SD	Below	Meets	Exceeds
Overall		21782	40.4	11.2	0.92	0.92	105.3	36.9	29.9	49.0	21.2
Gender	Male	11192	41.1	11.4	0.92	0.92	108.0	38.2	27.7	48.1	24.2
	Female	10590	39.6	10.9	0.91	0.91	102.4	35.2	32.2	49.9	17.9
Ethnicity	AM	293	30.0	10.6	0.89	0.89	74.3	31.0	67.9	27.0	5.1
	AS	453	39.7	13.9	0.95	0.95	105.9	46.6	33.6	36.6	29.8
	BL	1429	30.4	11.0	0.90	0.90	74.9	31.5	65.6	30.2	4.2
	PI	25	34.1	11.6	0.91	0.91	85.0	32.6	48.0	48.0	4.0
	WH	15236	43.0	9.9	0.90	0.90	113.6	34.5	20.1	53.7	26.2
	HI	3673	34.4	11.0	0.90	0.90	86.6	32.6	51.2	40.9	7.8
	MU	673	38.5	11.5	0.92	0.92	99.4	36.7	38.2	44.3	17.5
Special Ed	No	18922	41.8	10.6	0.91	0.91	109.6	35.6	24.6	51.9	23.5
	Yes	2860	31.0	11.0	0.90	0.90	76.8	32.1	65.0	29.2	5.8
ELL	No	21225	40.8	11.0	0.91	0.92	106.6	36.3	28.4	49.9	21.7
	Yes	557	24.0	8.2	0.81	0.81	57.2	22.6	87.3	12.4	0.4
FLS	No	12090	44.3	9.4	0.89	0.89	118.0	34.0	16.1	53.7	30.3
	Yes	9419	35.5	11.2	0.91	0.91	89.9	33.8	46.6	43.5	9.9

Grade 11

Group	Subgroup	Valid N	Raw Scores		Alpha	Stratified Alpha	Scale Scores		Percent in Performance Level		
			Mean	SD			Mean	SD	Below	Meets	Exceeds
Overall		20946	40.1	10.9	0.91	0.91	103.7	28.4	24.9	62.8	12.3
Gender	Male	10703	40.6	11.4	0.92	0.92	105.6	30.4	24.5	60.3	15.2
	Female	10243	39.5	10.3	0.90	0.90	101.7	26.0	25.3	65.4	9.3
Ethnicity	AM	239	33.3	11.8	0.92	0.92	87.6	28.7	51.9	41.8	6.3
	AS	491	37.0	13.6	0.94	0.94	98.3	36.4	36.9	47.9	15.3
	BL	1254	30.7	10.8	0.90	0.90	81.2	24.9	57.7	39.6	2.6
	PI	25	39.1	12.0	0.93	0.93	101.2	29.5	28.0	60.0	12.0
	WH	15079	42.5	9.8	0.90	0.90	109.7	26.7	16.4	68.3	15.2
	HI	3228	33.7	10.5	0.89	0.89	87.7	24.4	46.1	50.7	3.3
	MU	630	37.4	11.0	0.91	0.91	97.0	27.5	34.3	57.9	7.8
Special Ed	No	18648	41.3	10.3	0.90	0.90	106.6	27.4	20.3	66.2	13.5
	Yes	2298	30.0	10.5	0.89	0.89	79.7	24.4	62.6	35.2	2.1
ELL	No	20506	40.4	10.7	0.91	0.91	104.5	28.0	23.6	63.8	12.5
	Yes	440	23.5	8.0	0.80	0.80	65.2	17.9	85.5	14.1	0.5
FLS	No	12927	43.1	9.6	0.89	0.89	111.2	26.7	14.7	68.7	16.6
	Yes	7766	35.4	11.1	0.91	0.91	91.9	26.7	40.8	53.7	5.5

Appendix X: Reading, Mathematics, and Science Strand Reliability and SEM

*L=Total Number of Items per Strand, Reliability=Coefficient Alpha, SEM= Standard Error of Measurement in raw score metric

Content	Code	Strand
Reading	R.1	Vocabulary
	R.2	Comprehension
Mathematics	M.1	Number Sense
	M.2	Geometric/Measurement
	M.3	Algebraic
	M.4	Data Analysis/Probability
Science	S.1	Inquiry, the Nature of Science, and Technology
	S.2	Physical Science
	S.3	Life Science
	S.4	Earth and Space Science

Grade 3:

Grade 3	L	Reliability	SEM
R.1	13	0.73	1.52
R.2	32	0.86	2.35
M.1	20	0.82	1.85
M.2	14	0.75	1.53
M.3	11	0.71	1.29
M.4	5	0.58	0.92

Grade 4:

Grade 4	L	Reliability	SEM
R.1	13	0.66	1.48
R.2	32	0.87	2.29
M.1	22	0.87	1.86
M.2	18	0.79	1.74
M.3	10	0.68	1.25
M.4	5	0.55	0.89

Grade 5:

Grade 5	L	Reliability	SEM
R.1	13	0.77	1.47
R.2	35	0.87	2.46
M.1	24	0.86	1.91
M.2	9	0.65	1.30
M.3	12	0.70	1.47
M.4	10	0.66	1.26
S.1	11	0.71	1.31
S.2	16	0.73	1.68
S.3	13	0.71	1.45
S.4	10	0.61	1.36

Grade 6:

Grade 6	L	Reliability	SEM
R.1	14	0.68	1.51
R.2	34	0.87	2.40
M.1	18	0.84	1.65
M.2	13	0.79	1.46
M.3	16	0.78	1.67
M.4	11	0.67	1.37

Grade 7:

Grade 7	L	Reliability	SEM
R.1	9	0.68	1.15
R.2	39	0.90	2.55
M.1	20	0.85	1.84
M.2	12	0.78	1.35
M.3	17	0.83	1.64
M.4	9	0.65	1.27

Grade 8:

Grade 8	L	Reliability	SEM
R.1	13	0.71	1.40
R.2	37	0.87	2.53
M.1	16	0.79	1.61
M.2	15	0.81	1.55
M.3	17	0.82	1.72
M.4	12	0.78	1.44
S.1	11	0.71	1.35
S.2	15	0.68	1.72
S.3	16	0.79	1.53
S.4	18	0.79	1.77

Grade 11:

Grade 11	L	Reliability	SEM
R.1	9	0.65	1.31
R.2	41	0.90	2.56
M.1	6	0.69	0.93
M.2	20	0.85	1.89
M.3	24	0.86	1.97
M.4	10	0.69	1.31
S.1	13	0.75	1.40
S.2	16	0.72	1.76
S.3	17	0.76	1.69
S.4	14	0.69	1.59