



Title: Likes and Dislikes

Grade: K

Career Development Model:

Self-Awareness

Nebraska Career Readiness Standards:

- Contributes to employer & community success
- Manages personal career development

Objective:

- Students will explore likes and dislikes.

Materials and Supplies Needed:

- Laminated Signs: Like and Dislike (Don't Like)
- Magazines
- Scissors
- Glue
- Worksheet: Things I Like/Things I Dislike


Class Instructions:

1. The teacher will bring in a bag of items. Select students to come up and pick out items out of bag. Teacher will discuss if it is a like or dislike of his/hers. As discussing items, teacher will show the LIKE and DISLIKE signs. Signs will be placed in the room.
2. Once the bag is empty, teacher will have the students stand and will state like or dislike and students will move to either the LIKE sign or DISLIKE sign. (Examples: dogs, broccoli, bike riding, math, pizza, swimming, cats, etc.)
3. After movement activity complete, teacher will model the student activity. Students will be given a worksheet with Things I Like on one side and Things I Dislike on the other side. Each student will be given a magazine, scissors, and glue. Students will be instructed to search for things they like and things they dislike and glue them on the paper. Each student must find 4 things they like and 4 things they dislike.
4. Once students complete activity, they will find a partner and share about the things they like and dislike.

5. Then class will gather as a whole group and students will be selected to share what their partners like and dislike.

Credits/Sources:

N/A




LIKES




DISLIKES

Things I Like



Name:

Things I Do Not Like




Name:

Things I Like



Name:

Things I Do Not Like



Name: